

**TAMPA-HILLSBOROUGH COUNTY
EXPRESSWAY AUTHORITY**

Letter of Clarification No. 1

FOR

REQUESTS FOR QUALIFICATIONS

Investment Advisor Services

RFQ No. F-00118

Letter of Clarification No. 1 ~ RFQ No. F-00118

Date of Letter of Clarification: January 23, 2018

To all prospective respondents:

The following responds to questions received on the solicitation reference above:

Question 1:	Concerning RFQ-F-00118-0-2018/ML - is the scope of work for Investment Advisor Services for the Retirement Plan?
Response 1:	The services are for operating and capital funds (non-pensions funds) only. No retirement plan.
Question 2:	Will the Authority accept investment advisory-only proposals for consideration as part of its procurement process for RFP #F-00118 for investment advisory services?
Response 2:	Unfortunately the Authority cannot accept investment advisory-only proposals at this time. The Authority is seeking proposals from firms to provide all the services stated in the RFQ Scope of Services.
Question 3:	How is the portfolio currently invested?
Response 3:	See attached Investment Portfolio Summary for November 2017. Note: confidential information, such as account number, was redacted.
Question 4:	What percentage of the \$225 million is bond proceeds?
Response 4:	This is an average of monies to be manage as we will be drawing down on the Series2017 Bonds for the Selmon West Extension and the Series2017C Bonds.
Question 5:	Can we get a copy of the current cash flow schedule?
Response 5:	This information is not available.
Question 6:	Are you sensitive to taking gains and losses in the portfolio?
Response 6:	Yes.
Question 7:	Will there be a finals presentation?
Response 7:	Per section VI. Of the RFQ, "After the Authority has evaluated the written proposals they may or may not require presentations of the top ranked firms."
Question 8:	Would you consider a change to add higher quality corporate notes to the portfolio?
Response 8:	This would require a change to the investment policy.


Question 9:	We would like to request the Authority's most recent investment report and holdings.
Response 9:	See attached Investment Portfolio Summary for November 2017.
Question 10:	Who currently provides investment management services to the Authority?
Response 10:	FirstSouthwest Asset Management, LLC.
Question 11:	What fee does the current manager (if any) charge for services?
Response 11:	The current contract for the period of March 2017 – March 2018 has an amount not to exceed \$58,000, for investment advisor services.
Question 12:	Can the Authority please provide the most recent quarterly investment statement (as of 9/30/17) including CUSP-level holdings?
Response 12:	See attached Investment Portfolio Summary for November 2017.
Question 13:	Under Section III, Qualifications, #2 Organizational Chart, is the 1-page limit just for the chart or for all questions "a-d" in this section?
Response 13:	The preference is for items "a-d" to be on one chart but if an additional page is needed that will be acceptable.

Respondents MUST acknowledge receipt of this Letter of Clarification by signing, dating and returning the completed Acknowledgement of Receipt of Letter of Clarification/Addendum form with Respondent's proposal.

All other items, conditions, and specifications in the RFQ document not specifically changed by the Addendum remain unchanged.

Please send all questions to THEA's Procurement Manager, Man Le, via email at Man.Le@tampa-xway.com.

FirstSouthwest
AssetManagement
A Hilltop Holdings Company.



Investment Portfolio Summary

Tampa-Hillsborough Expressway Authority



For the Month Ended

November 30, 2017

Prepared by
FirstSouthwest Asset Management



Report Name

Executive Summary

Benchmark Comparison

Detail of Security Holdings

Change in Value

Earned Income

Investment Transactions

Amortization and Accretion

Projected Fixed Income Cash Flows

MARKET RECAP - NOVEMBER 2017:

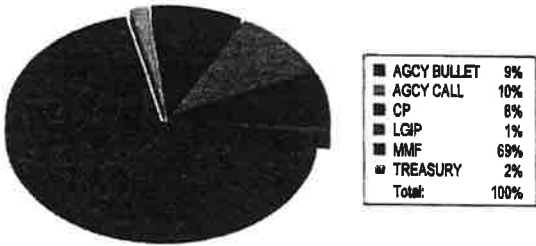
Solid economic data and optimism that Congress would pass a tax reform package spurred equity markets to new highs and sent interest rates higher throughout the month. The ISM manufacturing index fell from 60.8 to a still robust 58.7 in October. The non-manufacturing (service sector) ISM swelled from 58.5 to 60.1 in October, marking the 94th consecutive month of growth and the highest level since the index's debut in 2008. Non-farm payrolls increased by +261k in October, well short of the Bloomberg survey's +313k median estimate and whisper numbers closer to +350k. However, revisions to prior months added +90k jobs and factoring in those upward revisions took the tally to +351k, right in-line with the street's more bullish estimates. The unemployment rate dipped to 4.1%, the lowest since December 2000. Average hourly earnings gave back September's gain, falling from a +2.9% year-over-year pace to just +2.4%, easing fears that wage inflation was accelerating. The consumer price index (CPI) rose +0.1% in October and core CPI increased by +0.2%; both exactly matching the median forecast. Year-over-year core CPI surprised analysts by edging up from +1.7% to +1.8%. It was the first time since January that the annual pace accelerated. The Conference Board's index of consumer confidence rose to 129.5 in November, the highest level in 17 years. To put this number in perspective, the index was 100.8 before the election and got as low as 25.3 in February 2009 when job losses were at their worst. Retail sales were stronger than expected, rising +0.2% overall in October, while the retail sales "control group," which feeds into GDP rose +0.3%. The eye-popping, previously reported +1.6% gain in headline retail sales in September was revised up to an even healthier +1.9%. The bottom line is that consumer spending has picked up, and is starting to better reflect the upbeat confidence surveys of the past year. Upward revisions to GDP suggest positive momentum is building. Third quarter annualized GDP was revised from +3.0% to +3.3% as the business spending component moved higher. The two consecutive quarters above +3.0% has only happened one other time during the eight-year recovery cycle.

President Trump officially nominated current Fed Governor Jerome "Jay" Powell as the next Fed Chairman, replacing Janet Yellen. Powell is believed to share many of the same monetary policy ideas as Yellen, although he is viewed as more lax on the regulatory front. With Powell moving up to become Chair, his prior position on the Board of Governors is now open. Combined with the resignation of Vice-Chair Stanley Fisher and the two previously open seats on the Board, President Trump will fill four vacancies on the seven member board, a rare opportunity to influence Fed policy for years to come. A full term as Fed governor is 14 years, and all governors cast a vote on monetary policy decisions.

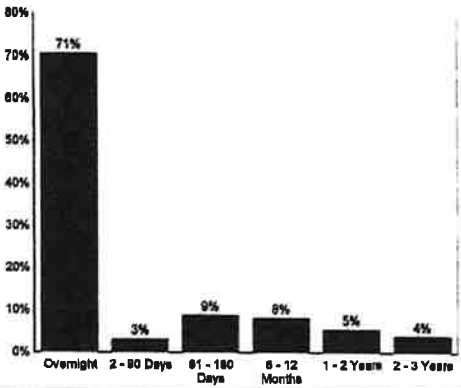

All three major stock indexes reached fresh highs during the month as optimism that Congress would pass a tax reform package swelled. That also helped to push interest rates higher, particularly on the short end of the curve as the odds of Fed rate hikes climb. Over the last two months, the two-year Treasury note yield has risen from 1.49% to 1.79%, while the 10-year is up slightly from 2.34% to 2.41%. This lack of movement on the long end indicates that market participants don't entirely believe the Fed's aggressive tightening forecast, nor do they anticipate that the economy will overheat and spark unwelcomed inflation anytime soon.

Account Summary **Allocation by Security Type**

	Beginning Values as of 10/31/17	Ending Values as of 11/30/17
Par Value	373,955,757.38	379,826,420.88
Market Value	373,599,716.88	379,346,965.78
Book Value	373,775,860.70	379,670,547.06
Unrealized Gain /(Loss)	(176,143.82)	(323,581.28)
Market Value %	99.95%	99.91%
Weighted Avg. YTW	1.173%	1.223%
Weighted Avg. YTM	1.173%	1.223%

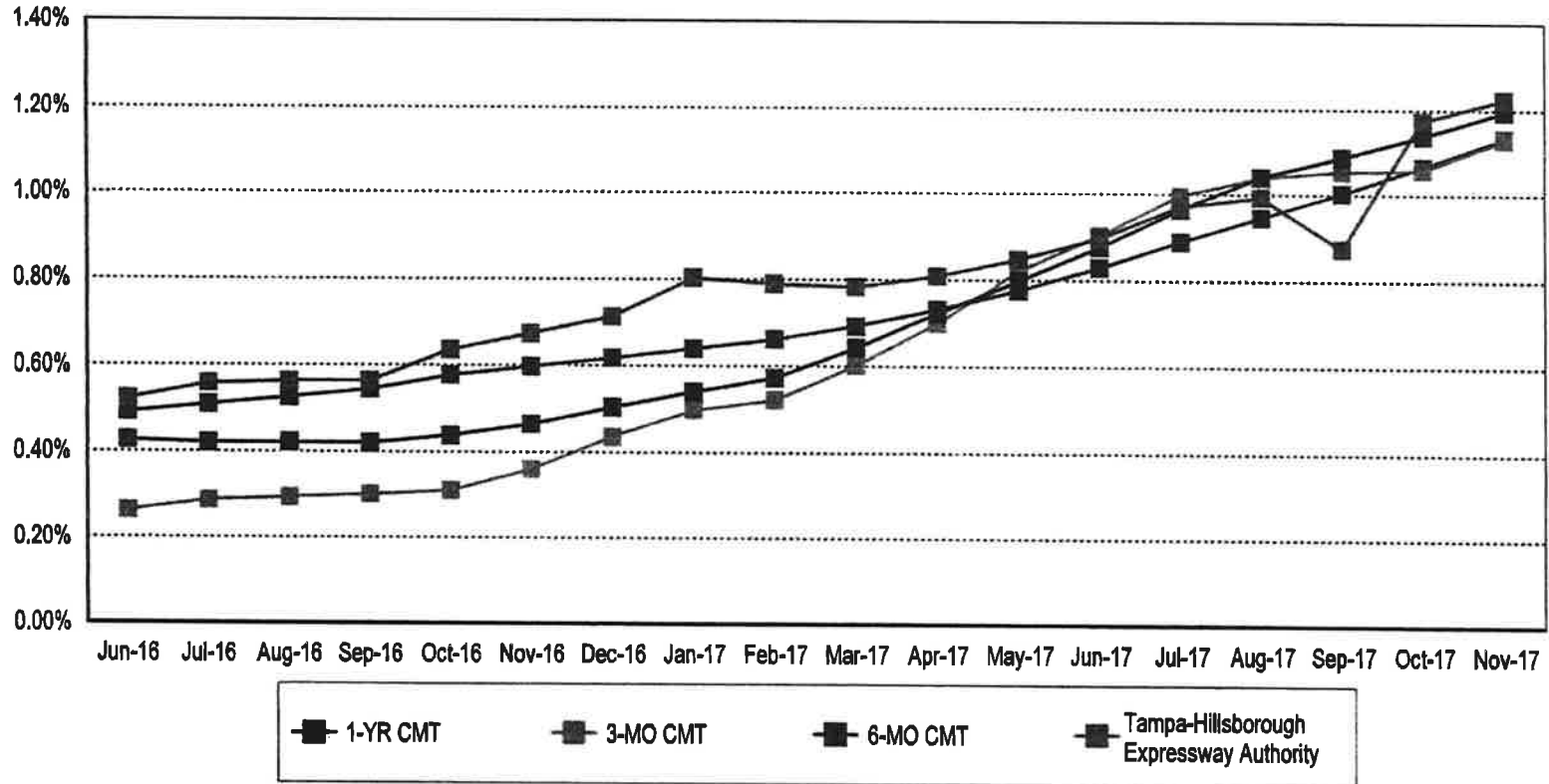


Allocation by Issuer **Maturity Distribution %** **Credit Quality**



Weighted Average Days to Maturity: 108





Note 1: CMT stands for Constant Maturity Treasury. This data is published in Federal Reserve Statistical Release H.15 and represents an average of all actively traded Treasury securities having that time remaining until maturity. This is a standard industry benchmark for Treasury securities. The CMT benchmarks are moving averages. The 3-month CMT is the daily average for the previous 3 months, the 6-month CMT is the daily average for the previous 6 months, and the 1-year and 2-year CMT's are the daily averages for the previous 12-months.



CUSIP	Settle Date	Sec. Type	Sec. Description	CPN	Mty Date	Next Call	Call Type	Par Value	Purch Price	Orig Cost	Book Value	Mkt Price	Market Value	Days to Mty	Days to Call	YTM	YTW
102 - General Reserve																	
		MMF	First Am Govt Oblig MM					9,131,555.64	100.000	9,131,555.64	9,131,555.64	100.000	9,131,555.64	1		0.660	0.660
Total for 102 - General Reserve								9,131,555.64	100.000	9,131,555.64	9,131,555.64	100.000	9,131,555.64	1		0.660	0.660
104 - Revenue Fund																	
		MMF	First Am Govt Oblig MM					10,171,437.02	100.000	10,171,437.02	10,171,437.02	100.000	10,171,437.02	1		0.660	0.660
Total for 104 - Revenue Fund								10,171,437.02	100.000	10,171,437.02	10,171,437.02	100.000	10,171,437.02	1		0.660	0.660
106 - OM&A																	
		MMF	First Am Govt Oblig MM					158.93	100.000	158.93	158.93	100.000	158.93	1		0.660	0.660
Total for 106 - OM&A								158.93	100.000	158.93	158.93	100.000	158.93	1		0.660	0.660
108 - OM&A Reserve																	
		MMF	First Am Govt Oblig MM					1,407,368.79	100.000	1,407,368.79	1,407,368.79	100.000	1,407,368.79	1		0.660	0.660
	12/11/15	AGCY BULET	FHLB	1.000	12/19/17			2,000,000.00	98.920	1,998,400.00	1,999,960.10	98.994	1,999,982.00	19		1.040	1.040
	10/12/17	CP - DISC	GE Capital Treasury		04/10/18			2,000,000.00	98.290	1,985,800.00	1,989,744.44	99.450	1,889,010.00	131		1.430	1.430
	10/12/17	CP - DISC	J.P.Morgan Sec		07/08/18			2,000,000.00	98.789	1,975,970.00	1,980,470.00	98.916	1,878,322.00	218		1.640	1.640
	10/12/17	AGCY BULET	FHLB	1.750	12/14/18			2,000,000.00	100.332	2,006,640.00	2,005,884.34	100.036	2,000,726.00	379		1.463	1.463
	10/26/16	AGCY CALL	FFCB	1.070	04/24/19	Anytime	CONT	1,000,000.00	98.882	988,820.00	999,335.20	98.864	988,642.00	510	5	1.118	1.118
	11/25/16	AGCY CALL	FNMA	1.400	11/25/19	2/25/2018	QRTLY	2,000,000.00	99.865	1,997,300.00	1,998,202.00	98.939	1,978,782.00	725	87	1.446	1.446
	10/23/17	AGCY CALL	FNMA	1.900	10/27/20	1/27/2018	QRTLY	1,000,000.00	99.940	999,400.00	999,421.48	99.470	984,700.00	1,062	58	1.921	1.921
Total for 108 - OM&A Reserve								13,407,368.79	99.721	13,369,698.79	13,380,386.35	99.480	13,337,432.79	337		1.342	1.342



CUSIP	Settle Date	Sec. Type	Sec. Description	CPN	Mty Date	Next Call	Call Type	Par Value	Purch Price	Orig Cost	Book Value	Mkt Price	Market Value	Days to Mty	Days to Call	YTM	YTW
110 - Renewal & Replacements																	
		MMF	First Am Govt Oblig MM					127,357.46	100.000	127,357.46	127,357.46	100.000	127,357.46	1		0.660	0.660
	12/11/15	AGCY BULET	FHLB	1.000	12/19/17			1,000,000.00	99.920	999,200.00	999,980.05	99.994	999,941.00	19		1.040	1.040
	08/21/17	CP - DISC	Toyota Mr Cr		02/22/18			4,000,000.00	99.291	3,971,633.33	3,987,273.32	99.689	3,987,548.00	84		1.390	1.390
	05/25/17	AGCY BULET	FHLB	1.375	03/09/18			2,000,000.00	100.153	2,003,060.00	2,001,061.12	100.009	2,000,180.00	99		1.179	1.179
	05/25/17	AGCY BULET	FFCB	1.220	06/25/18			2,000,000.00	99.984	1,999,686.00	1,999,838.02	99.843	1,996,868.00	207		1.234	1.234
	10/12/17	CP - DISC	J.P.Morgan Sec		07/06/18			2,000,000.00	98.799	1,975,970.00	1,980,470.00	98.916	1,978,322.00	218		1.640	1.640
	05/25/17	AGCY CALL	FHLMC	1.200	09/24/18	Expired	ONE TIME	2,000,000.00	99.886	1,997,716.00	1,998,604.20	99.844	1,992,870.00	298		1.287	1.287
	10/26/16	AGCY CALL	FFCB	1.070	04/24/19	Anytime	CONT	1,000,000.00	99.882	998,820.00	999,335.20	98.864	988,642.00	510	5	1.118	1.118
	11/25/16	AGCY CALL	FNMA	1.400	11/25/19	2/25/2018	QRTLY	2,000,000.00	99.865	1,997,300.00	1,998,202.00	98.839	1,978,782.00	725	87	1.446	1.446
	11/28/17	AGCY CALL	FHLMC	1.800	06/28/20	2/28/2018	QRTLY	5,000,000.00	100.000	5,000,000.00	5,000,000.00	99.583	4,979,155.00	910	90	1.800	1.800
Total for 110 - Renewal & Replacements								21,127,357.46	99.733	21,070,742.79	21,092,121.37	99.538	21,029,665.46	403		1.437	1.437
202 - Rev Bonds Series 2012 Int																	
		MMF	First Am Govt Oblig MM					9,083,480.91	100.000	9,083,480.91	9,083,480.91	100.000	9,083,480.91	1		0.660	0.660
Total for 202 - Rev Bonds Series 2012 Int								9,083,480.91	100.000	9,083,480.91	9,083,480.91	100.000	9,083,480.91	1		0.660	0.660
204 - Rev Bonds Series 2012 Prin																	
		MMF	First Am Govt Oblig MM					2,847,779.80	100.000	2,847,779.80	2,847,779.80	100.000	2,847,779.80	1		0.660	0.660
Total for 204 - Rev Bonds Series 2012 Prin								2,847,779.80	100.000	2,847,779.80	2,847,779.80	100.000	2,847,779.80	1		0.660	0.660



FirstSouthwest
Asset Management
 A Hilltop Holdings Company.

Tampa-Hillsborough Expressway Authority
Detail of Security Holdings
 As of 11/30/2017

CUSIP	Settle Date	Sec. Type	Sec. Description	CPN	My Date	Next Call	Call Type	Par Value	Purch Price	Orig Cost	Book Value	Mkt Price	Market Value	Days to Mty	Days to Call	YTM	YTW
206 - Rev Bonds Series 2012 DSR A&B																	
		MMF	First Am Govt Oblig MM					1,050,120.70	100.000	1,050,120.70	1,050,120.70	100.000	1,050,120.70	1		0.660	0.660
	12/11/15	AGCY BULET	FHLB	1.000	12/19/17			3,000,000.00	99.920	2,997,600.00	2,999,940.15	99.994	2,999,823.00	19		1.040	1.040
	10/12/17	TREAS NOTE	U.S. Treasury	0.750	04/15/18			2,000,000.00	99.750	1,995,000.00	1,996,351.12	99.781	1,995,626.00	136		1.245	1.245
	07/27/16	AGCY CALL	FHLMC	1.050	07/27/18	1/27/2018	QRTLY	2,500,000.00	100.000	2,500,000.00	2,500,000.00	99.587	2,489,677.50	239	58	1.050	1.050
	10/29/15	AGCY CALL	FNMA	1.125	10/29/18	1/29/2018	QRTLY	2,000,000.00	99.900	1,998,000.00	1,999,385.38	99.476	1,989,522.00	333	60	1.159	1.159
	11/15/16	AGCY CALL	FHLMC	1.000	11/15/18	2/15/2018	QRTLY	1,000,000.00	99.950	999,500.00	999,759.86	99.252	992,518.00	350	77	1.025	1.025
	10/28/16	AGCY CALL	FFCB	1.070	04/24/19	Anytime	CONT	1,000,000.00	98.882	998,820.00	999,335.20	98.864	988,642.00	510	5	1.118	1.118
	10/31/16	AGCY CALL	FNMA	1.250	09/30/19	12/30/2017	QRTLY	2,000,000.00	99.990	1,998,800.00	1,999,877.08	98.777	1,975,536.00	669	30	1.253	1.253
	10/23/17	AGCY CALL	FNMA	1.900	10/27/20	1/27/2018	QRTLY	2,000,000.00	99.940	1,998,800.00	1,998,842.96	99.470	1,989,400.00	1,062	58	1.921	1.921
Total for 206 - Rev Bonds Series 2012 DSR A&B								16,550,120.70	99.925	16,537,640.70	16,543,612.45	99.521	16,470,865.20	357		1.193	1.193
208 - Rev Bonds Series 2012 DSR C&D																	
		MMF	First Am Govt Oblig MM					1,047,019.03	100.000	1,047,019.03	1,047,019.03	100.000	1,047,019.03	1		0.660	0.660
	12/11/15	AGCY BULET	FHLB	1.000	12/19/17			2,000,000.00	99.920	1,998,400.00	1,999,960.10	99.994	1,999,882.00	19		1.040	1.040
	10/12/17	TREAS NOTE	U.S. Treasury	0.750	04/15/18			1,000,000.00	99.750	997,500.00	998,175.56	99.781	997,813.00	136		1.245	1.245
	07/27/16	AGCY CALL	FHLMC	1.050	07/27/18	1/27/2018	QRTLY	2,400,000.00	100.000	2,400,000.00	2,400,000.00	99.587	2,380,090.40	239	58	1.050	1.050
	10/29/15	AGCY CALL	FNMA	1.125	10/29/18	1/29/2018	QRTLY	2,000,000.00	99.900	1,998,000.00	1,999,385.36	99.476	1,989,522.00	333	60	1.159	1.159
	11/15/16	AGCY CALL	FHLMC	1.000	11/15/18	2/15/2018	QRTLY	1,000,000.00	99.950	999,500.00	999,759.86	99.252	992,518.00	350	77	1.025	1.025
	10/28/16	AGCY CALL	FFCB	1.070	04/24/19	Anytime	CONT	1,000,000.00	98.882	998,820.00	999,335.20	98.864	988,642.00	510	5	1.118	1.118
	10/31/16	AGCY CALL	FNMA	1.250	09/30/19	12/30/2017	QRTLY	2,000,000.00	99.990	1,998,800.00	1,999,877.08	98.777	1,975,536.00	669	30	1.253	1.253
	10/23/17	AGCY CALL	FNMA	1.900	10/27/20	1/27/2018	QRTLY	2,000,000.00	99.940	1,998,800.00	1,998,842.96	99.470	1,989,400.00	1,062	58	1.921	1.921
Total for 208 - Rev Bonds Series 2012 DSR C&D								14,447,019.03	99.936	14,437,839.03	14,442,355.17	99.470	14,370,422.43	397		1.201	1.201
210 - Rev Bonds Series 2012 Project																	
		MMF	First Am Govt Oblig MM					52,286.93	100.000	52,286.93	52,286.93	100.000	52,286.93	1		0.660	0.660
	11/30/16	AGCY BULET	FFCB	0.875	03/29/18			5,000,000.00	99.824	4,991,200.00	4,997,826.15	99.837	4,991,850.00	119		1.008	1.008
	07/19/17	CP - DISC	J.P.Morgan Sec		04/13/18			5,000,000.00	98.891	4,944,538.89	4,972,476.40	99.445	4,972,270.00	134		1.507	1.507
Total for 210 - Rev Bonds Series 2012 Project								10,052,286.93	99.362	9,986,025.82	10,022,589.46	99.644	10,016,406.93	126		1.254	1.254



CUSIP	Settle Date	Sec. Type	Sec. Description	CPN	Mty Date	Next Call	Call Type	Par Value	Purch Price	Orig Cost	Book Value	Mkt Price	Market Value	Days to Mty	Days to Call	YTM	YTW
301 - Rev Bonds Series 2017 COI																	
		MMF	First Am Govt Oblig MM					3,303.35	100.000	3,303.35	3,303.35	100.000	3,303.35	1		0.660	0.660
Total for 301 - Rev Bonds Series 2017 COI								3,303.35	100.000	3,303.35	3,303.35	100.000	3,303.35	1		0.660	0.660
302 - Rev Bonds Series 2017 Int																	
		MMF	First Am Govt Oblig MM					1,933,465.26	100.000	1,933,465.26	1,933,465.26	100.000	1,933,465.26	1		0.660	0.660
Total for 302 - Rev Bonds Series 2017 Int								1,933,465.26	100.000	1,933,465.26	1,933,465.26	100.000	1,933,465.26	1		0.660	0.660
306 - Rev Bonds Series 2017 DSR																	
		MMF	First Am Govt Oblig MM					824,263.72	100.000	824,263.72	824,263.72	100.000	824,263.72	1		0.660	0.660
	10/12/17	CP - DISC	GE Capital Treasury		04/10/18			2,000,000.00	99.290	1,985,800.00	1,989,744.44	99.450	1,989,010.00	131		1.430	1.430
	10/12/17	TREAS NOTE	U.S. Treasury	0.750	04/15/18			4,000,000.00	99.750	3,990,000.00	3,992,702.24	99.781	3,991,252.00	136		1.245	1.245
	10/12/17	CP - DISC	J.P.Morgan Sec		07/06/18			2,000,000.00	98.789	1,975,970.00	1,980,470.00	98.916	1,978,322.00	218		1.640	1.640
	10/12/17	AGCY BULET	FHLB	1.750	12/14/18			2,000,000.00	100.332	2,006,640.00	2,005,884.34	100.036	2,000,726.00	379		1.463	1.463
	11/06/17	AGCY BULET	FFCB	1.600	11/06/19			5,000,000.00	99.908	4,995,400.00	4,995,557.75	99.516	4,975,790.00	706		1.647	1.647
Total for 306 - Rev Bonds Series 2017 DSR								15,824,263.72	99.710	15,778,073.72	15,788,622.49	99.591	15,759,363.72	350		1.442	1.442
310 - Rev Bonds Series 2017 Construction																	
		MMF	First Am Govt Oblig MM					1,862,296.59	100.000	1,862,296.59	1,862,296.59	100.000	1,862,296.59	1		0.660	0.660
		MMF	FLCLASS					150,278,579.91	100.000	150,278,579.91	150,278,579.91	100.000	150,278,579.91	1		1.280	1.280
	10/31/17	CP - INT	Philadelphia, PA	1.480	05/04/18			10,300,000.00	100.000	10,300,000.00	10,300,000.00	100.000	10,300,000.00	155		1.480	1.480
	10/31/17	AGCY BULET	FHLB	1.250	10/02/18			10,000,000.00	98.811	9,981,100.00	9,982,855.50	98.658	9,985,650.00	306		1.457	1.457
Total for 310 - Rev Bonds Series 2017 Construction								172,440,876.50	99.989	172,421,976.50	172,423,732.00	99.980	172,406,526.50	28		1.296	1.296



FirstSouthwest
Asset Management
 A Hilltop Holdings Company.

Tampa-Hillsborough Expressway Authority
Detail of Security Holdings
 As of 11/30/2017

CUSIP	Settle Date	Sec. Type	Sec. Description	CPN	Mty Date	Next Call	Call Type	Par Value	Purch Price	Orig Cost	Book Value	Mkt Price	Market Value	Days to Mty	Days to Call	YTM	YTW
311 - Rev Bonds Series 2017 Project																	
		MMF	First Am Govt Oblig MM					15,654,768.15	100.000	15,654,768.15	15,654,768.15	100.000	15,654,768.15	1		0.860	0.860
		MMF	FLCLASS					50,055,891.53	100.000	50,055,891.53	50,055,891.53	100.000	50,055,891.53	1		1.280	1.280
	11/28/17	AGCY CALL	FHLMC	1.600	05/28/20	2/28/2018	QRTLY	5,000,000.00	100.000	5,000,000.00	5,000,000.00	99.583	4,979,155.00	910	90	1.800	1.800
Total for 311 - Rev Bonds Series 2017 Project								70,710,659.68	100.000	70,710,659.68	70,710,659.68	99.971	70,689,814.68	65		1.180	1.180
500 - Unrestricted																	
		LGIP	FL ST Treasury					4,688,459.90	100.000	4,688,459.90	4,688,459.90	100.000	4,688,459.90	1		1.738	1.738
		MMF	Federated Treasury Oblig					7,406,817.26	100.000	7,406,817.26	7,406,817.26	100.000	7,406,817.26	1		0.930	0.930
Total for 500 - Unrestricted								12,095,277.16	100.000	12,095,277.16	12,095,277.16	100.000	12,095,277.16	1		1.243	1.243
Total for Tampa-Hillsborough Expressway Authority								379,826,420.88	99.936	379,581,125.10	379,670,547.06	99.874	379,346,965.78	108		1.223	1.223



CUSIP	Security Type	Security Description	10/31/17 Book Value	Cost of Purchases	Maturities / Calls / Sales	Amortization / Accretion	Realized Gain/(Loss)	11/30/17 Book Value	10/31/17 Market Value	11/30/17 Market Value	Change in Mkt Value
100 - General Project											
	MMF	First Am Govt Oblig MM	0.00	0.00	0.00	0.00	0.00	0.00	0.00	0.00	0.00
Total for 100 - General Project			0.00	0.00	0.00	0.00	0.00	0.00	0.00	0.00	0.00
102 - General Reserve											
	MMF	First Am Govt Oblig MM	9,126,724.15	4,831.49	0.00	0.00	0.00	9,131,555.64	9,126,724.15	9,131,555.64	4,831.49
	MMF	Fidelity Gov MM	0.00	0.00	0.00	0.00	0.00	0.00	0.00	0.00	0.00
	MMF	Morgan Stanley Govt Adv MM	0.00	0.00	0.00	0.00	0.00	0.00	0.00	0.00	0.00
	MMF	Morgan Stanley Govt MM	0.00	0.00	0.00	0.00	0.00	0.00	0.00	0.00	0.00
Total for 102 - General Reserve			9,126,724.15	4,831.49	0.00	0.00	0.00	9,131,555.64	9,126,724.15	9,131,555.64	4,831.49
104 - Revenue Fund											
	MMF	First Am Govt Oblig MM	7,400,154.89	2,771,282.13	0.00	0.00	0.00	10,171,437.02	7,400,154.89	10,171,437.02	2,771,282.13
	MMF	Fidelity Gov MM	0.00	0.00	0.00	0.00	0.00	0.00	0.00	0.00	0.00
	MMF	Morgan Stanley Govt Adv MM	0.00	0.00	0.00	0.00	0.00	0.00	0.00	0.00	0.00
	MMF	Morgan Stanley Govt MM	0.00	0.00	0.00	0.00	0.00	0.00	0.00	0.00	0.00
Total for 104 - Revenue Fund			7,400,154.89	2,771,282.13	0.00	0.00	0.00	10,171,437.02	7,400,154.89	10,171,437.02	2,771,282.13
106 - OM&A											
	MMF	First Am Govt Oblig MM	158.85	0.08	0.00	0.00	0.00	158.93	158.85	158.93	0.08
Total for 106 - OM&A			158.85	0.08	0.00	0.00	0.00	158.93	158.85	158.93	0.08



FirstSouthwest
Asset Management
 A Hilltop Holdings Company.

Tampa-Hillsborough Expressway Authority
Change in Value
 From 10/31/2017 to 11/30/2017

CUSIP	Security Type	Security Description	10/31/17 Book Value	Cost of Purchases	Maturities / Calls / Sales	Amortization / Accretion	Realized Gain/(Loss)	11/30/17 Book Value	10/31/17 Market Value	11/30/17 Market Value	Change in Mkt. Value
108 - OM&A Reserve											
██████████	MMF	Firat Am Govt Oblig MM	1,353,920.62	53,448.17	0.00	0.00	0.00	1,407,368.79	1,353,920.62	1,407,368.79	53,448.17
██████████	MMF	Fidelity Gov MM	0.00	0.00	0.00	0.00	0.00	0.00	0.00	0.00	0.00
██████████	MMF	Morgan Stanley Govt Adv MM	0.00	0.00	0.00	0.00	0.00	0.00	0.00	0.00	0.00
██████████	MMF	Morgan Stanley Govt MM	0.00	0.00	0.00	0.00	0.00	0.00	0.00	0.00	0.00
██████████	AGCY BULET	FHLB 1.000 12/19/17	1,999,893.62	0.00	0.00	66.48	0.00	1,999,960.10	1,999,858.00	1,999,882.00	24.00
██████████	CP - DISC	GE Capital Treasury 0.000 04/10/18	1,987,377.78	0.00	0.00	2,366.66	0.00	1,989,744.44	1,986,226.00	1,989,010.00	2,784.00
██████████	CP - DISC	J.P.Morgan Sec 0.000 07/06/18	1,877,770.00	0.00	0.00	2,700.00	0.00	1,980,470.00	1,976,854.00	1,978,322.00	1,468.00
██████████	AGCY BULET	FHLB 1.750 12/14/18	2,006,346.98	0.00	0.00	(462.64)	0.00	2,005,884.34	2,003,600.00	2,000,726.00	(2,874.00)
██████████	AGCY CALL	FFCB 1.070 04/24/19	999,295.79	0.00	0.00	39.41	0.00	999,335.20	990,494.00	988,642.00	(1,852.00)
██████████	AGCY CALL	FNMA 1.400 11/25/19	1,998,127.72	0.00	0.00	74.28	0.00	1,998,202.00	1,984,860.00	1,978,782.00	(6,078.00)
██████████	AGCY CALL	FNMA 1.800 10/27/20	999,405.29	0.00	0.00	16.19	0.00	999,421.48	998,558.00	994,700.00	(3,858.00)
Total for 108 - OM&A Reserve			13,322,137.80	53,448.17	0.00	4,800.38	0.00	13,380,386.35	13,294,370.62	13,337,432.79	43,062.17
110 - Renewal & Replacements											
██████████	MMF	Firat Am Govt Oblig MM	5,110,610.26	0.00	(4,983,252.80)	0.00	0.00	127,357.46	5,110,610.26	127,357.46	(4,983,252.80)
██████████	MMF	Fidelity Gov MM	0.00	0.00	0.00	0.00	0.00	0.00	0.00	0.00	0.00
██████████	MMF	Morgan Stanley Govt Adv MM	0.00	0.00	0.00	0.00	0.00	0.00	0.00	0.00	0.00
██████████	MMF	Morgan Stanley Govt MM	0.00	0.00	0.00	0.00	0.00	0.00	0.00	0.00	0.00
██████████	AGCY BULET	FHLB 1.000 12/19/17	999,946.81	0.00	0.00	33.24	0.00	999,980.05	999,928.00	999,941.00	12.00
██████████	CP - DISC	Toyota Mtr Cr 0.000 02/22/18	3,982,673.32	0.00	0.00	4,600.00	0.00	3,987,273.32	3,983,432.00	3,987,548.00	4,116.00
██████████	AGCY BULET	FHLB 1.375 03/09/18	2,001,385.94	0.00	0.00	(324.82)	0.00	2,001,061.12	2,001,024.00	2,000,180.00	(844.00)
██████████	AGCY BULET	FFCB 1.220 06/25/18	1,999,814.32	0.00	0.00	23.70	0.00	1,999,838.02	1,998,250.00	1,996,868.00	(1,382.00)
██████████	CP - DISC	J.P.Morgan Sec 0.000 07/08/18	1,977,770.00	0.00	0.00	2,700.00	0.00	1,980,470.00	1,976,854.00	1,978,322.00	1,468.00
██████████	AGCY CALL	FHLMC 1.200 08/24/18	1,988,481.84	0.00	0.00	142.36	0.00	1,988,604.20	1,985,768.00	1,992,870.00	(2,898.00)
██████████	AGCY CALL	FFCB 1.070 04/24/19	999,295.79	0.00	0.00	39.41	0.00	999,335.20	990,494.00	988,642.00	(1,852.00)
██████████	AGCY CALL	FNMA 1.400 11/25/19	1,998,127.72	0.00	0.00	74.28	0.00	1,998,202.00	1,984,860.00	1,978,782.00	(6,078.00)
██████████	AGCY CALL	FHLMC 1.800 05/28/20	0.00	5,000,000.00	0.00	0.00	0.00	5,000,000.00	0.00	4,979,155.00	4,979,155.00
Total for 110 - Renewal & Replacements			21,068,086.00	5,000,000.00	(4,983,252.80)	7,288.17	0.00	21,092,121.37	21,041,221.26	21,029,565.46	(11,555.80)



FirstSouthwest
AssetManagement
 A Hilltop Holdings Company.

Tampa-Hillsborough Expressway Authority
Change in Value
From 10/31/2017 to 11/30/2017

CUSIP	Security Type	Security Description	10/31/17 Book Value	Cost of Purchases	Maturities / Calls / Sales	Amortization / Accretion	Realized Gain/(Loss)	11/30/17 Book Value	10/31/17 Market Value	11/30/17 Market Value	Change in Mkt Value
112 - Project Reserve											
	MMF	First Am Govt Oblig MM	0.00	0.00	0.00	0.00	0.00	0.00	0.00	0.00	0.00
Total for 112 - Project Reserve			0.00	0.00	0.00	0.00	0.00	0.00	0.00	0.00	0.00
202 - Rev Bonds Series 2012 Int											
	MMF	First Am Govt Oblig MM	7,447,180.80	1,636,310.11	0.00	0.00	0.00	9,083,490.91	7,447,180.80	9,083,490.91	1,636,310.11
	MMF	Fidelity Gov MM	0.00	0.00	0.00	0.00	0.00	0.00	0.00	0.00	0.00
	MMF	Morgan Stanley Govt Adv MM	0.00	0.00	0.00	0.00	0.00	0.00	0.00	0.00	0.00
	MMF	Morgan Stanley Govt MM	0.00	0.00	0.00	0.00	0.00	0.00	0.00	0.00	0.00
Total for 202 - Rev Bonds Series 2012 Int			7,447,180.80	1,636,310.11	0.00	0.00	0.00	9,083,490.91	7,447,180.80	9,083,490.91	1,636,310.11
204 - Rev Bonds Series 2012 Prin											
	MMF	First Am Govt Oblig MM	2,280,882.21	566,897.59	0.00	0.00	0.00	2,847,779.80	2,280,882.21	2,847,779.80	566,897.59
	MMF	Fidelity Gov MM	0.00	0.00	0.00	0.00	0.00	0.00	0.00	0.00	0.00
	MMF	Morgan Stanley Govt Adv MM	0.00	0.00	0.00	0.00	0.00	0.00	0.00	0.00	0.00
	MMF	Morgan Stanley Govt MM	0.00	0.00	0.00	0.00	0.00	0.00	0.00	0.00	0.00
Total for 204 - Rev Bonds Series 2012 Prin			2,280,882.21	566,897.59	0.00	0.00	0.00	2,847,779.80	2,280,882.21	2,847,779.80	566,897.59



FirstSouthwest
AssetManagement
 A Hilltop Holdings Company.

Tampa-Hillsborough Expressway Authority
Change in Value
From 10/31/2017 to 11/30/2017

CUSIP	Security Type	Security Description	10/31/17 Book Value	Cost of Purchases	Maturities / Calls / Sales	Amortization / Accretion	Realized Gain/(Loss)	11/30/17 Book Value	10/31/17 Market Value	11/30/17 Market Value	Change in Mkt Value
206 - Rev Bonds Series 2012 DSR A&B:											
	MMF	First Am Govt Oblig MM	1,044,106.94	6,013.76	0.00	0.00	0.00	1,050,120.70	1,044,106.94	1,050,120.70	6,013.76
	MMF	Fidelity Gov MM	0.00	0.00	0.00	0.00	0.00	0.00	0.00	0.00	0.00
	MMF	Morgan Stanley Govt Adv MM	0.00	0.00	0.00	0.00	0.00	0.00	0.00	0.00	0.00
	MMF	Morgan Stanley Govt MM	0.00	0.00	0.00	0.00	0.00	0.00	0.00	0.00	0.00
	AGCY BULET	FHLB 1.000 12/19/17	2,999,940.43	0.00	0.00	99.72	0.00	2,999,940.15	2,999,787.00	2,999,923.00	36.00
	TREAS NOTE	U.S. Treasury 0.750 04/15/18	1,995,540.26	0.00	0.00	810.86	0.00	1,996,351.12	1,995,312.00	1,995,626.00	314.00
	AGCY CALL	FHLMC 1.050 07/27/18	2,500,000.00	0.00	0.00	0.00	0.00	2,500,000.00	2,492,562.50	2,489,677.50	(2,885.00)
	AGCY CALL	FNMA 1.125 10/29/18	1,999,329.36	0.00	0.00	56.02	0.00	1,999,385.38	1,988,374.00	1,989,522.00	1,148.00
	AGCY CALL	FHLMC 1.000 11/16/18	999,739.02	0.00	0.00	20.84	0.00	999,759.86	993,581.00	992,518.00	(1,063.00)
	AGCY CALL	FFCB 1.070 04/24/19	999,295.79	0.00	0.00	39.41	0.00	999,335.20	990,494.00	988,642.00	(1,852.00)
	AGCY CALL	FNMA 1.250 09/30/19	1,999,871.54	0.00	0.00	5.54	0.00	1,999,877.08	1,981,292.00	1,975,536.00	(5,756.00)
	AGCY CALL	FNMA 1.900 10/27/20	1,998,810.68	0.00	0.00	32.38	0.00	1,998,842.96	1,997,116.00	1,989,400.00	(7,716.00)
Total for 206 - Rev Bonds Series 2012 DSR A&B			16,536,533.92	6,013.76	0.00	1,064.77	0.00	16,543,612.45	16,482,625.44	16,470,865.20	(11,760.24)
208 - Rev Bonds Series 2012 DSR C&D:											
	MMF	First Am Govt Oblig MM	1,041,191.59	5,827.44	0.00	0.00	0.00	1,047,019.03	1,041,191.59	1,047,019.03	5,827.44
	MMF	Fidelity Gov MM	0.00	0.00	0.00	0.00	0.00	0.00	0.00	0.00	0.00
	MMF	Morgan Stanley Govt Adv MM	0.00	0.00	0.00	0.00	0.00	0.00	0.00	0.00	0.00
	MMF	Morgan Stanley Govt MM	0.00	0.00	0.00	0.00	0.00	0.00	0.00	0.00	0.00
	AGCY BULET	FHLB 1.000 12/19/17	1,999,893.62	0.00	0.00	66.48	0.00	1,999,960.10	1,999,858.00	1,999,882.00	24.00
	TREAS NOTE	U.S. Treasury 0.750 04/15/18	997,770.13	0.00	0.00	405.43	0.00	998,175.56	997,656.00	997,813.00	157.00
	AGCY CALL	FHLMC 1.050 07/27/18	2,400,000.00	0.00	0.00	0.00	0.00	2,400,000.00	2,392,860.00	2,390,090.40	(2,769.60)
	AGCY CALL	FNMA 1.125 10/29/18	1,999,329.36	0.00	0.00	56.02	0.00	1,999,385.38	1,988,374.00	1,989,522.00	1,148.00
	AGCY CALL	FHLMC 1.000 11/16/18	999,739.02	0.00	0.00	20.84	0.00	999,759.86	993,581.00	992,518.00	(1,063.00)
	AGCY CALL	FFCB 1.070 04/24/19	999,295.79	0.00	0.00	39.41	0.00	999,335.20	990,494.00	988,642.00	(1,852.00)
	AGCY CALL	FNMA 1.250 09/30/19	1,999,871.54	0.00	0.00	5.54	0.00	1,999,877.08	1,981,292.00	1,975,536.00	(5,756.00)
	AGCY CALL	FNMA 1.900 10/27/20	1,998,810.68	0.00	0.00	32.38	0.00	1,998,842.96	1,997,116.00	1,989,400.00	(7,716.00)
Total for 208 - Rev Bonds Series 2012 DSR C&D			14,435,901.63	5,827.44	0.00	626.10	0.00	14,442,355.17	14,382,422.59	14,370,422.43	(12,000.16)



CUSIP	Security Type	Security Description	10/31/17 Book Value	Cost of Purchases	Maturities / Calls / Sales	Amortization / Accretion	Realized Gain/(Loss)	11/30/17 Book Value	10/31/17 Market Value	11/30/17 Market Value	Change in Mkt Value
210 - Rev Bonds Series 2012 Project											
	MMF	First Am Govt Oblig MM	52,260.28	26.65	0.00	0.00	0.00	52,286.93	52,260.28	52,286.93	26.65
	MMF	Fidelity Gov MM	0.00	0.00	0.00	0.00	0.00	0.00	0.00	0.00	0.00
	MMF	Morgan Stanley Govt Adv MM	0.00	0.00	0.00	0.00	0.00	0.00	0.00	0.00	0.00
	MMF	Morgan Stanley Govt MM	0.00	0.00	0.00	0.00	0.00	0.00	0.00	0.00	0.00
	AGCY BULET	FFCB 0.875 03/29/18	4,997,273.45	0.00	0.00	552.70	0.00	4,997,826.15	4,991,465.00	4,991,850.00	385.00
	CP - DISC	J.P.Morgan Sec 0.000 04/13/18	4,966,268.05	0.00	0.00	6,208.35	0.00	4,972,476.40	4,966,970.00	4,972,270.00	5,300.00
Total for 210 - Rev Bonds Series 2012 Project			10,015,801.78	26.65	0.00	6,761.05	0.00	10,022,589.48	10,010,695.28	10,016,406.93	5,711.65
301 - Rev Bonds Series 2017 COI											
	MMF	First Am Govt Oblig MM	141,784.59	0.00	(138,481.24)	0.00	0.00	3,303.35	141,784.59	3,303.35	(138,481.24)
Total for 301 - Rev Bonds Series 2017 COI			141,784.59	0.00	(138,481.24)	0.00	0.00	3,303.35	141,784.59	3,303.35	(138,481.24)
302 - Rev Bonds Series 2017 Int											
	MMF	First Am Govt Oblig MM	1,288,677.80	644,787.46	0.00	0.00	0.00	1,933,465.26	1,288,677.80	1,933,465.26	644,787.46
Total for 302 - Rev Bonds Series 2017 Int			1,288,677.80	644,787.46	0.00	0.00	0.00	1,933,465.26	1,288,677.80	1,933,465.26	644,787.46
304 - Rev Bonds Series 2017 Prin											
	MMF	First Am Govt Oblig MM	0.00	0.00	0.00	0.00	0.00	0.00	0.00	0.00	0.00
Total for 304 - Rev Bonds Series 2017 Prin			0.00	0.00	0.00	0.00	0.00	0.00	0.00	0.00	0.00



CUSIP	Security Type	Security Description	10/31/17 Book Value	Cost of Purchases	Maturities / Calls / Sales	Amortization / Accretion	Realized Gain/(Loss)	11/30/17 Book Value	10/31/17 Market Value	11/30/17 Market Value	Change in Mkt Value
306 - Rev Bonds Series 2017 DSR											
	MMF	First Am Govt Oblig MM	5,814,737.09	0.00	(4,990,473.37)	0.00	0.00	824,263.72	5,814,737.09	824,263.72	(4,990,473.37)
	CP - DISC	GE Capital Treasury 0.000 04/10/18	1,987,377.78	0.00	0.00	2,366.66	0.00	1,989,744.44	1,986,226.00	1,989,010.00	2,784.00
	TREAS NOTE	U.S. Treasury 0.750 04/15/18	3,991,080.52	0.00	0.00	1,821.72	0.00	3,992,702.24	3,990,824.00	3,991,252.00	628.00
	CP - DISC	J.P.Morgan Sec 0.000 07/08/18	1,977,770.00	0.00	0.00	2,700.00	0.00	1,980,470.00	1,976,854.00	1,978,322.00	1,468.00
	AGCY BULET	FHLB 1.750 12/14/18	2,008,346.98	0.00	0.00	(462.64)	0.00	2,005,884.34	2,003,600.00	2,000,726.00	(2,874.00)
	AGCY BULET	FFCB 1.600 11/06/19	0.00	4,985,400.00	0.00	167.75	0.00	4,985,557.75	0.00	4,975,790.00	4,975,790.00
Total for 306 - Rev Bonds Series 2017 DSR			15,777,312.37	4,985,400.00	(4,990,473.37)	6,383.49	0.00	15,788,622.49	15,772,041.09	15,759,363.72	(12,677.37)
310 - Rev Bonds Series 2017 Construction											
	MMF	First Am Govt Oblig MM	1,826,230.56	36,066.03	0.00	0.00	0.00	1,862,296.59	1,826,230.56	1,862,296.59	36,066.03
	MMF	FLCLASS	150,121,228.50	167,361.41	0.00	0.00	0.00	150,278,579.91	150,121,228.50	150,278,579.91	157,351.41
	CP - INT	Philadelphia, PA 1.480 05/04/18	10,300,000.00	0.00	0.00	0.00	0.00	10,300,000.00	10,300,000.00	10,300,000.00	0.00
	AGCY BULET	FHLB 1.250 10/02/18	9,981,156.60	0.00	0.00	1,698.90	0.00	9,982,855.50	9,977,410.00	9,965,650.00	(11,760.00)
Total for 310 - Rev Bonds Series 2017 Construction			172,228,615.66	193,417.44	0.00	1,698.90	0.00	172,423,732.00	172,224,869.06	172,406,526.50	181,657.44
311 - Rev Bonds Series 2017 Project											
	MMF	First Am Govt Oblig MM	20,619,135.41	0.00	(4,964,367.26)	0.00	0.00	15,654,768.15	20,619,135.41	15,654,768.15	(4,964,367.26)
	MMF	FLCLASS	60,003,479.78	52,411.75	0.00	0.00	0.00	50,055,891.53	50,003,479.78	50,055,891.53	52,411.75
	AGCY CALL	FHLMC 1.600 05/28/20	0.00	5,000,000.00	0.00	0.00	0.00	5,000,000.00	0.00	4,979,155.00	4,979,155.00
Total for 311 - Rev Bonds Series 2017 Project			70,622,615.19	5,052,411.75	(4,964,367.26)	0.00	0.00	70,710,659.68	70,622,615.19	70,689,814.68	67,199.49
500 - Unrestricted											
	LGIP	FL ST Treasury	4,682,085.85	6,374.05	0.00	0.00	0.00	4,688,459.90	4,682,085.85	4,688,459.90	6,374.05
	MMF	Federated Treasury Oblig	7,401,207.21	5,610.05	0.00	0.00	0.00	7,406,817.26	7,401,207.21	7,406,817.26	5,610.05
Total for 500 - Unrestricted			12,083,293.06	11,984.10	0.00	0.00	0.00	12,095,277.16	12,083,293.06	12,095,277.16	11,984.10



FirstSouthwest
AssetManagement
 A Hilltop Holdings Company.

Tampa-Hillsborough Expressway Authority
Change in Value
From 10/31/2017 to 11/30/2017

CUSIP	Security Type	Security Description	10/31/17 Book Value	Cost of Purchases	Maturities / Calls / Sales	Amortization / Accretion	Realized Gain/(Loss)	11/30/17 Book Value	10/31/17 Market Value	11/30/17 Market Value	Change in Mkt Value
Cost of Issuance											
	MMF	Fidelity Gov MM	0.00	0.00	0.00	0.00	0.00	0.00	0.00	0.00	0.00
	MMF	Morgan Stanley Govt Adv MM	0.00	0.00	0.00	0.00	0.00	0.00	0.00	0.00	0.00
	MMF	Morgan Stanley Govt MM	0.00	0.00	0.00	0.00	0.00	0.00	0.00	0.00	0.00
Total for Cost of Issuance			0.00	0.00	0.00	0.00	0.00	0.00	0.00	0.00	0.00
Total for Tampa-Hillsborough Expressway Authority			373,775,360.70	20,942,638.17	(15,076,574.67)	28,622.86	0.00	379,670,547.06	373,599,716.88	379,346,965.78	5,747,248.90



CUBIP	Security Type	Security Description	Beg. Accrued	Interest Earned	Interest Rec'd / Sold / Matured	Interest Purchased	Ending Accrued	Disc Accr / Prem Amort	Net Income
100 - General Project									
Total for 100 - General Project			0.00	0.00	0.00	0.00	0.00	0.00	0.00
102 - General Reserve									
	MMF	First Am Govt Oblig MM	4,831.49	4,974.18	4,831.49	0.00	4,974.18	0.00	4,974.18
Total for 102 - General Reserve			4,831.49	4,974.18	4,831.49	0.00	4,974.18	0.00	4,974.18
104 - Revenue Fund									
	MMF	First Am Govt Oblig MM	3,382.35	5,141.60	3,382.35	0.00	5,141.60	0.00	5,141.60
Total for 104 - Revenue Fund			3,382.35	5,141.60	3,382.35	0.00	5,141.60	0.00	5,141.60
106 - OM&A									
	MMF	First Am Govt Oblig MM	0.08	0.09	0.08	0.00	0.09	0.00	0.09
Total for 106 - OM&A			0.08	0.09	0.08	0.00	0.09	0.00	0.09
108 - OM&A Reserve									
	MMF	First Am Govt Oblig MM	1,864.09	750.65	1,864.09	0.00	750.65	0.00	750.65
	AGCY BULET	FHLB 1.000 12/19/17	7,393.33	1,666.67	0.00	0.00	9,000.00	66.48	1,733.15
	CP - DISC	GE Capital Treasury 0.000 04/10/18	0.00	0.00	0.00	0.00	0.00	2,366.66	2,366.66
	CP - DISC	J.P.Morgan Sec 0.000 07/06/18	0.00	0.00	0.00	0.00	0.00	2,700.00	2,700.00
	AGCY BULET	FHLB 1.750 12/14/18	13,319.44	2,816.67	0.00	0.00	16,236.11	(462.64)	2,454.03
	AGCY CALL	FPCB 1.070 04/24/19	208.06	891.66	0.00	0.00	1,099.72	39.41	931.07
	AGCY CALL	FNMA 1.400 11/25/19	12,133.33	2,333.34	14,000.00	0.00	466.67	74.28	2,407.82
	AGCY CALL	FNMA 1.900 10/27/20	211.11	1,583.33	0.00	0.00	1,794.44	16.19	1,599.52
Total for 108 - OM&A Reserve			35,069.36	10,142.32	15,864.09	0.00	29,347.59	4,800.38	14,942.70



CUSIP	Security Type	Security Description	Beg. Accrued	Interest Earned	Interest Rec'd / Sold / Matured	Interest Purchased	Ending Accrued	Disc Accr / Prem Amort	Net Income
110 - Renewal & Replacements									
	MMF	First Am Govt Oblig MM	2,747.20	2,509.07	2,747.20	0.00	2,509.07	0.00	2,509.07
	AGCY BULET	FHLB 1.000 12/19/17	3,666.67	833.33	0.00	0.00	4,500.00	33.24	866.57
	CP - DISC	Toyota Mir Cr 0.000 02/22/18	0.00	0.00	0.00	0.00	0.00	4,600.00	4,600.00
	AGCY BULET	FHLB 1.375 03/09/18	3,972.22	2,291.67	0.00	0.00	6,263.89	(324.82)	1,966.85
	AGCY BULET	FFCB 1.220 06/25/18	8,540.00	2,033.33	0.00	0.00	10,573.33	23.70	2,057.03
	CP - DISC	J.P.Morgan Sec 0.000 07/06/18	0.00	0.00	0.00	0.00	0.00	2,700.00	2,700.00
	AGCY CALL	FHLMC 1.200 08/24/18	2,466.67	2,000.00	0.00	0.00	4,466.67	142.36	2,142.36
	AGCY CALL	FFCB 1.070 04/24/19	208.06	891.66	0.00	0.00	1,099.72	39.41	931.07
	AGCY CALL	FNMA 1.400 11/25/19	12,133.33	2,333.34	14,000.00	0.00	466.67	74.28	2,407.62
	AGCY CALL	FHLMC 1.800 05/29/20	0.00	750.00	0.00	0.00	750.00	0.00	750.00
Total for 110 - Renewal & Replacements			33,734.15	13,642.40	16,747.20	0.00	30,629.35	7,286.17	20,930.57
112 - Project Reserve									
Total for 112 - Project Reserve			0.00	0.00	0.00	0.00	0.00	0.00	0.00
202 - Rev Bonds Series 2012 Int									
	MMF	First Am Govt Oblig MM	3,529.19	4,541.09	3,529.19	0.00	4,541.09	0.00	4,541.09
Total for 202 - Rev Bonds Series 2012 Int			3,529.19	4,541.09	3,529.19	0.00	4,541.09	0.00	4,541.09
204 - Rev Bonds Series 2012 Prin									
	MMF	First Am Govt Oblig MM	1,064.26	1,410.24	1,064.26	0.00	1,410.24	0.00	1,410.24
Total for 204 - Rev Bonds Series 2012 Prin			1,064.26	1,410.24	1,064.26	0.00	1,410.24	0.00	1,410.24



CUSIP	Security Type	Security Description	Beg. Accrued	Interest Earned	Interest Rec'd / Sold / Matured	Interest Purchased	Ending Accrued	Disc Acct / Prem Amort	Net Income
206 - Rev Bonds Series 2012 DSR-A&B									
	MMF	First Am Govt Oblig MM	1,013.76	570.77	1,013.76	0.00	570.77	0.00	570.77
	AGCY BULET	FHLB 1.000 12/18/17	11,000.00	2,500.00	0.00	0.00	13,500.00	99.72	2,599.72
	TREAS NOTE	U.S. Treasury 0.750 04/15/18	700.55	1,236.26	0.00	0.00	1,936.81	810.86	2,047.12
	AGCY CALL	FHLMC 1.050 07/27/18	6,854.17	2,187.50	0.00	0.00	9,041.67	0.00	2,187.50
	AGCY CALL	FNMA 1.125 10/29/18	125.00	1,875.00	0.00	0.00	2,000.00	56.02	1,831.02
	AGCY CALL	FHLMC 1.000 11/15/18	4,611.11	833.33	5,000.00	0.00	444.44	20.84	854.17
	AGCY CALL	FFCB 1.070 04/24/19	208.06	891.66	0.00	0.00	1,099.72	39.41	931.07
	AGCY CALL	FNMA 1.250 08/30/19	2,152.78	2,083.33	0.00	0.00	4,236.11	5.54	2,088.87
	AGCY CALL	FNMA 1.900 10/27/20	422.22	3,166.67	0.00	0.00	3,588.89	32.38	3,199.05
Total for 206 - Rev Bonds Series 2012 DSR-A&B			27,087.65	15,344.52	6,013.76	0.00	36,418.41	1,064.77	16,409.29
208 - Rev Bonds Series 2012 DSR C&D									
	MMF	First Am Govt Oblig MM	827.44	569.09	827.44	0.00	569.09	0.00	569.09
	AGCY BULET	FHLB 1.000 12/18/17	7,333.33	1,666.67	0.00	0.00	9,000.00	66.48	1,733.15
	TREAS NOTE	U.S. Treasury 0.750 04/15/18	350.27	618.14	0.00	0.00	968.41	405.43	1,023.57
	AGCY CALL	FHLMC 1.050 07/27/18	6,580.00	2,100.00	0.00	0.00	8,680.00	0.00	2,100.00
	AGCY CALL	FNMA 1.125 10/29/18	125.00	1,875.00	0.00	0.00	2,000.00	56.02	1,931.02
	AGCY CALL	FHLMC 1.000 11/15/18	4,611.11	833.33	5,000.00	0.00	444.44	20.84	854.17
	AGCY CALL	FFCB 1.070 04/24/19	208.06	891.66	0.00	0.00	1,099.72	39.41	931.07
	AGCY CALL	FNMA 1.250 08/30/19	2,152.78	2,083.33	0.00	0.00	4,236.11	5.54	2,088.87
	AGCY CALL	FNMA 1.900 10/27/20	422.22	3,166.67	0.00	0.00	3,588.89	32.38	3,199.05
Total for 208 - Rev Bonds Series 2012 DSR C&D			22,610.21	13,803.89	5,827.44	0.00	30,586.66	626.10	14,429.99
210 - Rev Bonds Series 2012 Project									
	MMF	First Am Govt Oblig MM	26.65	28.48	26.65	0.00	28.48	0.00	28.48
	AGCY BULET	FFCB 0.875 03/28/18	3,888.89	3,645.83	0.00	0.00	7,534.72	552.70	4,198.53
	CP - DISC	J.P.Morgan Sec 0.000 04/13/18	0.00	0.00	0.00	0.00	0.00	6,208.35	6,208.35
Total for 210 - Rev Bonds Series 2012 Project			3,915.54	3,674.31	26.65	0.00	7,563.20	6,761.05	10,435.36



CUSIP	Security Type	Security Description	Beg. Accrued	Interest Earned	Interest Rec'd / Sold / Matured	Interest Purchased	Ending Accrued	Disc Accr / Prem Amort	Net Income
301 - Rev Bonds Series 2017 COI									
	MMF	First Am Govt Oblig MM	75.76	19.00	75.76	0.00	19.00	0.00	19.00
Total for 301 - Rev Bonds Series 2017 COI			75.76	19.00	75.76	0.00	19.00	0.00	19.00
302 - Rev Bonds Series 2017 Int									
	MMF	First Am Govt Oblig MM	519.16	892.65	519.16	0.00	892.65	0.00	892.65
Total for 302 - Rev Bonds Series 2017 Int			519.16	892.65	519.16	0.00	892.65	0.00	892.65
304 - Rev Bonds Series 2017 Prin									
Total for 304 - Rev Bonds Series 2017 Prin			0.00	0.00	0.00	0.00	0.00	0.00	0.00
306 - Rev Bonds Series 2017 DSR									
	MMF	First Am Govt Oblig MM	4,926.63	891.52	4,926.63	0.00	891.52	0.00	891.52
	CP - DISC	GE Capital Treasury 0.000 04/10/18	0.00	0.00	0.00	0.00	0.00	2,366.66	2,366.66
	TREAS NOTE	U.S. Treasury 0.750 04/15/18	1,401.10	2,472.53	0.00	0.00	3,873.63	1,821.72	4,094.25
	CP - DISC	J.P.Morgan Sec 0.000 07/06/18	0.00	0.00	0.00	0.00	0.00	2,700.00	2,700.00
	AGCY BULET	FHLB 1.750 12/14/18	13,319.44	2,916.67	0.00	0.00	16,236.11	(482.64)	2,464.03
	AGCY BULET	FFCB 1.600 11/06/19	0.00	5,565.56	0.00	0.00	5,555.56	157.75	5,713.31
Total for 306 - Rev Bonds Series 2017 DSR			19,647.17	11,836.28	4,926.63	0.00	26,556.82	6,383.49	18,219.77
310 - Rev Bonds Series 2017 Construction									
	MMF	First Am Govt Oblig MM	36,066.03	1,013.82	36,066.03	0.00	1,013.82	0.00	1,013.82
	MMF	FLCLASS	0.00	157,351.41	157,351.41	0.00	0.00	0.00	157,351.41
	CP - INT	Philadelphia, PA 1.480 05/04/18	846.89	12,703.33	0.00	0.00	13,550.22	0.00	12,703.33
	AGCY BULET	FHLB 1.250 10/02/18	10,069.44	10,416.67	0.00	0.00	20,486.11	1,696.90	12,115.57
Total for 310 - Rev Bonds Series 2017 Construction			46,982.36	181,485.23	193,417.44	0.00	35,050.15	1,696.90	183,184.13



CUSIP	Security Type	Security Description	Beg. Accrued	Interest Earned	Interest Rec'd / Sold / Matured	Interest Purchased	Ending Accrued	Disc Accr / Prem Amort	Net Income
311 - Rev Bonds Series 2017 Project:									
	MMF	Firat Am Govt Oblig MM	35,632.74	10,973.38	35,632.74	0.00	10,973.38	0.00	10,973.38
	MMF	FLCLASS	0.00	52,411.75	52,411.75	0.00	0.00	0.00	52,411.75
	AGCY CALL	FHLMC 1.800 06/28/20	0.00	750.00	0.00	0.00	750.00	0.00	750.00
Total for 311 - Rev Bonds Series 2017 Project			35,632.74	64,135.13	88,044.49	0.00	11,723.38	0.00	64,135.13
500 - Unrestricted:									
	LGIP	FL ST Treasury	6,374.05	6,697.11	6,374.05	0.00	6,697.11	0.00	6,697.11
	MMF	Federated Treasury Oblig	0.00	5,610.05	5,610.05	0.00	0.00	0.00	5,610.05
Total for 500 - Unrestricted			6,374.05	12,307.16	11,984.10	0.00	6,697.11	0.00	12,307.16
Cost of Issuance:									
Total for Cost of Issuance			0.00	0.00	0.00	0.00	0.00	0.00	0.00
Total for Tampa-Hillsborough Expressway Authority			244,455.52	343,359.09	356,254.09	0.00	231,551.52	28,622.86	371,972.95

Trade Date	Settle Date	CUSIP	Security Type	Security Description	Coupon	Mty Date	Call Date	Par Value	Price	Principal Amount	Int Purchased / Received	Total Amount	Realized Gain / Loss	YTM	YTW
108 - OM&A Reserve															
Income Payments															
11/27/17	11/25/17	[REDACTED]	AGCY CALL	FNMA	1.400	11/25/19				0.00	14,000.00	14,000.00			
Total for: Income Payments											0.00	14,000.00	14,000.00		
110 - Renewal & Replacements															
Purchases															
10/31/17	11/28/17	[REDACTED]	AGCY CALL	FHLMC	1.800	05/28/20	02/28/18	5,000,000.00	100.000	5,000,000.00	0.00	5,000,000.00		1.800	1.800
Total for: Purchases								5,000,000.00		5,000,000.00	0.00	5,000,000.00		1.800	1.800
Income Payments															
11/27/17	11/25/17	[REDACTED]	AGCY CALL	FNMA	1.400	11/25/19				0.00	14,000.00	14,000.00			
Total for: Income Payments											0.00	14,000.00	14,000.00		
206 - Rev. Bonds Series 2012 DSR A&B															
Income Payments															
11/15/17	11/15/17	[REDACTED]	AGCY CALL	FHLMC	1.000	11/15/18				0.00	5,000.00	5,000.00			
Total for: Income Payments											0.00	5,000.00	5,000.00		
208 - Rev. Bonds Series 2012 DSR C&D															
Income Payments															
11/15/17	11/15/17	[REDACTED]	AGCY CALL	FHLMC	1.000	11/15/18				0.00	5,000.00	5,000.00			
Total for: Income Payments											0.00	5,000.00	5,000.00		



Trade Date	Settle Date	CUSIP	Security Type	Security Description	Coupon	Mty Date	Call Date	Par Value	Price	Principal Amount	Int Purchased / Received	Total Amount	Realized Gain / Loss	YTM	YTW
306 Rev Bonds Series 2017 DSR															
Purchases															
10/31/17	11/08/17		AGCY BULET	FFCB	1.600	11/06/19		5,000,000.00	99.908	4,995,400.00	0.00	4,995,400.00		1.647	1.647
Total for: Purchases								5,000,000.00		4,995,400.00	0.00	4,995,400.00		1.647	1.647
311 Rev Bonds Series 2017 Project															
Purchases															
11/03/17	11/28/17		AGCY CALL	FHLMC	1.800	05/28/20	02/28/18	5,000,000.00	100.000	5,000,000.00	0.00	5,000,000.00		1.800	1.800
Total for: Purchases								5,000,000.00		5,000,000.00	0.00	5,000,000.00		1.800	1.800



Trade Date	Settle Date	CUSIP	Security Type	Security Description	Coupon	Mty Date	Call Date	Par Value	Price	Principal Amount	Int Purchased / Received	Total Amount	Realized Gain / Loss	YTM	YTW
------------	-------------	-------	---------------	----------------------	--------	----------	-----------	-----------	-------	------------------	--------------------------	--------------	----------------------	-----	-----

Total for All Portfolios

Transaction Type	Quantity	Total Amount	Realized G/L	YTM	YTW
Total Purchases	15,000,000.00	14,995,400.00		1.749	1.749
Total Income Payments	0.00	38,000.00			



CUSIP	Settle Date	Security Type	Security Description	Next Call Date	Purchase Qty	Orig Price	Original Cost	Amrt/Accr for Period	Total Amrt/Accr Since Purch	Remaining Disc / Prem	Book Value
108 - OM&A Reserve											
	12/11/15	AGCY BULET	FHLB 1.000 12/19/17		2,000,000.00	99.920	1,998,400.00	66.48	1,560.10	39.90	1,999,960.10
	10/12/17	CP - DISC	GE Capital Treasury 0.000 04/10/18		2,000,000.00	99.290	1,985,800.00	2,368.66	3,944.44	10,255.56	1,988,744.44
	10/12/17	CP - DISC	J.P.Morgan Sec 0.000 07/08/18		2,000,000.00	98.799	1,975,970.00	2,700.00	4,500.00	19,530.00	1,980,470.00
	10/12/17	AGCY BULET	FHLB 1.750 12/14/18		2,000,000.00	100.332	2,008,840.00	(462.64)	(755.66)	(5,884.34)	2,005,884.34
	10/26/16	AGCY CALL	FFCB 1.070 04/24/19		1,000,000.00	98.882	988,820.00	39.41	515.20	664.80	989,335.20
	11/25/16	AGCY CALL	FNMA 1.400 11/25/19	11/25/17	2,000,000.00	98.865	1,997,300.00	74.28	902.00	1,798.00	1,998,202.00
	10/23/17	AGCY CALL	FNMA 1.900 10/27/20	01/27/18	1,000,000.00	99.940	999,400.00	16.19	21.48	578.52	999,421.48
Total for 108 - OM&A Reserve					12,000,000.00		11,962,330.00	4,800.38	10,687.56	26,982.44	11,973,017.56
110 - Renewal & Replacements											
	12/11/15	AGCY BULET	FHLB 1.000 12/19/17		1,000,000.00	99.920	999,200.00	33.24	780.05	19.95	999,980.05
	08/21/17	CP - DISC	Toyota Mtr Cr 0.000 02/22/18		4,000,000.00	99.291	3,971,633.33	4,600.00	15,639.99	12,726.68	3,987,273.32
	05/25/17	AGCY BULET	FHLB 1.375 03/09/18		2,000,000.00	100.153	2,003,060.00	(324.82)	(1,998.88)	(1,061.12)	2,001,061.12
	05/25/17	AGCY BULET	FFCB 1.220 06/25/18		2,000,000.00	98.984	1,999,688.00	23.70	152.02	161.98	1,999,838.02
	10/12/17	CP - DISC	J.P.Morgan Sec 0.000 07/08/18		2,000,000.00	98.799	1,975,970.00	2,700.00	4,500.00	19,530.00	1,980,470.00
	05/25/17	AGCY CALL	FHLMC 1.200 08/24/18		2,000,000.00	98.886	1,997,716.00	142.36	888.20	1,395.80	1,998,604.20
	10/26/16	AGCY CALL	FFCB 1.070 04/24/19		1,000,000.00	98.882	988,820.00	39.41	515.20	664.80	989,335.20
	11/25/16	AGCY CALL	FNMA 1.400 11/25/19	11/25/17	2,000,000.00	98.865	1,997,300.00	74.28	902.00	1,798.00	1,998,202.00
	11/28/17	AGCY CALL	FHLMC 1.800 06/28/20	02/28/18	5,000,000.00	100.000	5,000,000.00	0.00	0.00	0.00	5,000,000.00
Total for 110 - Renewal & Replacements					21,000,000.00		20,943,385.33	7,288.17	21,378.58	35,236.09	20,964,763.91

CUSIP	Settle Date	Security Type	Security Description	Next Call Date	Purchase Qty	Orig Price	Original Cost	Amrt/Accr for Period	Total Amrt/Accr Since Purch	Remaining Disc / Prem	Book Value
206 - Rev Bonds Series 2012 DSR A&B											
	12/11/15	AGCY BULET	FHLB 1.000 12/19/17		3,000,000.00	99.920	2,997,600.00	99.72	2,340.15	59.85	2,999,940.15
	10/12/17	TREAS NOTE	U.S. Treasury 0.750 04/15/18		2,000,000.00	99.750	1,995,000.00	810.86	1,351.12	3,648.88	1,996,351.12
	07/27/16	AGCY CALL	FHLMC 1.050 07/27/18	01/27/18	2,500,000.00	100.000	2,500,000.00	0.00	0.00	0.00	2,500,000.00
	10/29/15	AGCY CALL	FNMA 1.125 10/29/18	01/29/18	2,000,000.00	99.900	1,998,000.00	56.02	1,385.38	614.62	1,999,385.38
	11/15/16	AGCY CALL	FHLMC 1.000 11/15/18	11/15/17	1,000,000.00	99.950	999,500.00	20.84	259.86	240.14	999,759.86
	10/26/16	AGCY CALL	FFCB 1.070 04/24/19		1,000,000.00	99.882	998,820.00	39.41	515.20	664.80	999,335.20
	10/31/16	AGCY CALL	FNMA 1.250 09/30/19	12/30/17	2,000,000.00	99.990	1,999,800.00	5.54	77.08	122.92	1,999,877.08
	10/23/17	AGCY CALL	FNMA 1.900 10/27/20	01/27/18	2,000,000.00	99.940	1,998,800.00	32.38	42.96	1,157.04	1,998,842.96
Total for 206 - Rev Bonds Series 2012 DSR A&B					15,500,000.00		15,487,520.00	1,064.77	5,971.75	6,508.25	15,493,491.75
208 - Rev Bonds Series 2012 DSR C&D											
	12/11/15	AGCY BULET	FHLB 1.000 12/19/17		2,000,000.00	99.920	1,998,400.00	66.48	1,560.10	39.90	1,999,960.10
	10/12/17	TREAS NOTE	U.S. Treasury 0.750 04/15/18		1,000,000.00	99.750	997,500.00	405.43	675.58	1,824.44	998,175.56
	07/27/16	AGCY CALL	FHLMC 1.050 07/27/18	01/27/18	2,400,000.00	100.000	2,400,000.00	0.00	0.00	0.00	2,400,000.00
	10/29/15	AGCY CALL	FNMA 1.125 10/29/18	01/29/18	2,000,000.00	99.900	1,998,000.00	56.02	1,385.38	614.62	1,999,385.38
	11/15/16	AGCY CALL	FHLMC 1.000 11/15/18	11/15/17	1,000,000.00	99.950	999,500.00	20.84	259.86	240.14	999,759.86
	10/26/16	AGCY CALL	FFCB 1.070 04/24/19		1,000,000.00	99.882	998,820.00	39.41	515.20	664.80	999,335.20
	10/31/16	AGCY CALL	FNMA 1.250 09/30/19	12/30/17	2,000,000.00	99.990	1,999,800.00	5.54	77.08	122.92	1,999,877.08
	10/23/17	AGCY CALL	FNMA 1.900 10/27/20	01/27/18	2,000,000.00	99.940	1,998,800.00	32.38	42.96	1,157.04	1,998,842.96
Total for 208 - Rev Bonds Series 2012 DSR C&D					13,400,000.00		13,390,820.00	626.10	4,516.14	4,663.86	13,395,336.14
210 - Rev Bonds Series 2012 Project											
	11/30/16	AGCY BULET	FFCB 0.875 03/29/18		5,000,000.00	99.824	4,991,200.00	552.70	6,626.15	2,173.85	4,997,826.15
	07/19/17	CP - DISC	J.P.Morgan Sec 0.000 04/13/18		5,000,000.00	98.891	4,944,538.89	6,208.35	27,937.51	27,523.60	4,972,478.40
Total for 210 - Rev Bonds Series 2012 Project					10,000,000.00		9,935,738.89	6,761.05	34,563.66	29,697.45	9,970,302.55



FirstSouthwest
AssetManagement
 A Hilltop Holdings Company.

Tampa-Hillsborough Expressway Authority
Amortization and Accretion
From 10/31/2017 to 11/30/2017

CUSIP	Settle Date	Security Type	Security Description	Next Call Date	Purchase Qty	Orig Price	Original Cost	Amrt/Accr for Period	Total Amrt/Accr Since Purch	Remaining Disc / Prem	Book Value
306 - Rev Bonds Series 2017 DSR											
	10/12/17	CP - DISC	GE Capital Treasury 0.000 04/10/18		2,000,000.00	99.290	1,985,800.00	2,366.66	3,944.44	10,255.56	1,989,744.44
	10/12/17	TREAS NOTE	U.S. Treasury 0.750 04/15/18		4,000,000.00	99.750	3,990,000.00	1,621.72	2,702.24	7,297.76	3,992,702.24
	10/12/17	CP - DISC	J.P.Morgan Sec 0.000 07/08/18		2,000,000.00	98.799	1,975,970.00	2,700.00	4,500.00	19,530.00	1,980,470.00
	10/12/17	AGCY BULET	FHLB 1.750 12/14/18		2,000,000.00	100.332	2,006,640.00	(462.64)	(755.66)	(5,884.34)	2,005,884.34
	11/06/17	AGCY BULET	FFCB 1.600 11/06/19		5,000,000.00	99.908	4,995,400.00	157.75	157.75	4,442.25	4,995,557.75
Total for 306 - Rev Bonds Series 2017 DSR					15,000,000.00		14,953,810.00	6,383.49	10,548.77	35,641.23	14,964,358.77
310 - Rev Bonds Series 2017 Construction											
	10/31/17	CP - INT	Philadelphia, PA 1.480 06/04/18		10,300,000.00	100.000	10,300,000.00	0.00	0.00	0.00	10,300,000.00
	10/31/17	AGCY BULET	FHLB 1.250 10/02/18		10,000,000.00	99.811	9,981,100.00	1,698.90	1,755.50	17,144.50	9,982,855.50
Total for 310 - Rev Bonds Series 2017 Construction					20,300,000.00		20,281,100.00	1,698.90	1,755.50	17,144.50	20,282,855.50
311 - Rev Bonds Series 2017 Project											
	11/28/17	AGCY CALL	FHLMC 1.800 05/28/20	02/28/18	5,000,000.00	100.000	5,000,000.00	0.00	0.00	0.00	5,000,000.00
Total for 311 - Rev Bonds Series 2017 Project					5,000,000.00		5,000,000.00	0.00	0.00	0.00	5,000,000.00
Total for Tampa-Hillsborough Expressway Authority					112,200,000.00		111,954,704.22	28,622.85	89,421.96	155,873.82	112,044,126.18

CUSIP	Security Type	Security Description	Pay Date	Interest	Principal	Total Amount
108 - OM&A Reserve						
██████████	AGCY BULET	FHLB 1.750 12/14/18	12/14/17	17,500.00	0.00	17,500.00
██████████	AGCY BULET	FHLB 1.000 12/19/17	12/19/17	10,000.00	2,000,000.00	2,010,000.00
██████████	CP - DISC	GE Capital Treasury 0.000 04/10/18	04/10/18	0.00	2,000,000.00	2,000,000.00
██████████	AGCY CALL	FFCB 1.070 04/24/19	04/24/18	5,350.00	0.00	5,350.00
██████████	AGCY CALL	FNMA 1.900 10/27/20	04/27/18	9,500.00	0.00	9,500.00
██████████	AGCY CALL	FNMA 1.400 11/25/19	05/25/18	14,000.00	0.00	14,000.00
Total for 108 - OM&A Reserve				56,350.00	4,000,000.00	4,056,350.00
110 - Renewal & Replacements						
██████████	AGCY BULET	FHLB 1.000 12/19/17	12/19/17	5,000.00	1,000,000.00	1,005,000.00
██████████	AGCY BULET	FFCB 1.220 06/25/18	12/25/17	12,200.00	0.00	12,200.00
██████████	CP - DISC	Toyota Mir Cr 0.000 02/22/18	02/22/18	0.00	4,000,000.00	4,000,000.00
██████████	AGCY BULET	FHLB 1.375 03/09/18	03/09/18	13,750.00	2,000,000.00	2,013,750.00
██████████	AGCY CALL	FHLMC 1.200 09/24/18	03/24/18	12,000.00	0.00	12,000.00
██████████	AGCY CALL	FFCB 1.070 04/24/19	04/24/18	5,350.00	0.00	5,350.00
██████████	AGCY CALL	FNMA 1.400 11/25/19	05/25/18	14,000.00	0.00	14,000.00
██████████	AGCY CALL	FHLMC 1.800 05/28/20	05/28/18	45,000.00	0.00	45,000.00
Total for 110 - Renewal & Replacements				107,300.00	7,000,000.00	7,107,300.00
206 - Rev Bonds Series 2012 DSR-A&B						
██████████	AGCY BULET	FHLB 1.000 12/19/17	12/19/17	15,000.00	3,000,000.00	3,015,000.00
██████████	AGCY CALL	FHLMC 1.050 07/27/18	01/27/18	13,125.00	0.00	13,125.00
██████████	AGCY CALL	FNMA 1.250 09/30/19	03/30/18	12,500.00	0.00	12,500.00
██████████	TREAS NOTE	U.S. Treasury 0.750 04/15/18	04/15/18	7,500.00	2,000,000.00	2,007,500.00
██████████	AGCY CALL	FFCB 1.070 04/24/19	04/24/18	5,350.00	0.00	5,350.00
██████████	AGCY CALL	FNMA 1.900 10/27/20	04/27/18	19,000.00	0.00	19,000.00
██████████	AGCY CALL	FNMA 1.125 10/29/18	04/29/18	11,250.00	0.00	11,250.00
██████████	AGCY CALL	FHLMC 1.000 11/15/18	05/15/18	5,000.00	0.00	5,000.00
Total for 206 - Rev Bonds Series 2012 DSR-A&B				88,725.00	5,000,000.00	5,088,725.00

CUSIP	Security Type	Security Description	Pay Date	Interest	Principal	Total Amount
208 - Rev Bonds Series 2012 DSR C&D						
██████B	AGCY BULET	FHLB 1.000 12/18/17	12/18/17	10,000.00	2,000,000.00	2,010,000.00
██████	AGCY CALL	FHLMC 1.050 07/27/18	01/27/18	12,600.00	0.00	12,600.00
██████	AGCY CALL	FNMA 1.250 09/30/19	03/30/18	12,500.00	0.00	12,500.00
██████	TREAS NOTE	U.S. Treasury 0.750 04/15/18	04/15/18	3,750.00	1,000,000.00	1,003,750.00
██████4	AGCY CALL	FFCB 1.070 04/24/19	04/24/18	5,350.00	0.00	5,350.00
██████7	AGCY CALL	FNMA 1.900 10/27/20	04/27/18	19,000.00	0.00	19,000.00
██████B	AGCY CALL	FNMA 1.125 10/29/18	04/29/18	11,250.00	0.00	11,250.00
██████B	AGCY CALL	FHLMC 1.000 11/15/18	05/15/18	5,000.00	0.00	5,000.00
Total for 208 - Rev Bonds Series 2012 DSR C&D				79,450.00	3,000,000.00	3,079,450.00
210 - Rev Bonds Series 2012 Project						
██████	AGCY BULET	FFCB 0.875 03/29/18	03/29/18	21,875.00	5,000,000.00	5,021,875.00
██████	CP - DISC	J.P.Morgan Sec 0.000 04/13/18	04/13/18	0.00	5,000,000.00	5,000,000.00
Total for 210 - Rev Bonds Series 2012 Project				21,875.00	10,000,000.00	10,021,875.00
306 - Rev Bonds Series 2017 DSR						
██████	AGCY BULET	FHLB 1.750 12/14/18	12/14/17	17,500.00	0.00	17,500.00
██████	CP - DISC	GE Capital Treasury 0.000 04/10/18	04/10/18	0.00	2,000,000.00	2,000,000.00
██████	TREAS NOTE	U.S. Treasury 0.750 04/15/18	04/15/18	15,000.00	4,000,000.00	4,015,000.00
██████B	AGCY BULET	FFCB 1.600 11/06/19	05/06/18	40,000.00	0.00	40,000.00
Total for 306 - Rev Bonds Series 2017 DSR				72,500.00	6,000,000.00	6,072,500.00
310 - Rev Bonds Series 2017 Construction						
██████B	AGCY BULET	FHLB 1.250 10/02/18	04/02/18	62,500.00	0.00	62,500.00
██████D	CP - INT	Philadelphia, PA 1.480 05/04/18	05/04/18	78,760.66	10,300,000.00	10,378,760.66
Total for 310 - Rev Bonds Series 2017 Construction				141,260.66	10,300,000.00	10,441,260.66



CUSIP	Security Type	Security Description	Pay Date	Interest	Principal	Total Amount
311 Rev Bonds Series 2017 Project						
	AGCY CALL	FHLMC 1,800 05/28/20	05/28/18	45,000.00	0.00	45,000.00
Total for 311 - Rev Bonds Series 2017 Project				45,000.00	0.00	45,000.00



CUSIP	Security Type	Security Description	Pay Date	Interest	Principal	Total Amount
-------	---------------	----------------------	----------	----------	-----------	--------------

Total for All Portfolios

December 2017	87,200.00	8,000,000.00	8,087,200.00
January 2018	25,725.00	0.00	25,725.00
February 2018	0.00	4,000,000.00	4,000,000.00
March 2018	72,625.00	7,000,000.00	7,072,625.00
April 2018	180,150.00	16,000,000.00	16,180,150.00
May 2018	246,760.66	10,300,000.00	10,546,760.66
Total Projected Cash Flows for Tampa-Hillsborough Expressway Authc	612,460.66	45,300,000.00	45,912,460.66