

Invitation to Bid (ITB)
FY22 Selmon Expressway Mainline & REL Bridge
Pavement Striping
ITB O-01421

Reference Drawings and Documents:

4.01.01 Striping Limit Drawings



W GRAND CENTRAL AVE

S HYDE PARK AVE

S PLANT AVE

S PARKER STREET

W BROREIN ST

WB SELMON EXPY
BRIDGE NO. 100332

WB SELMON EXPY
BRIDGE NO. 100330

EB SELMON EXPY
BRIDGE NO. 100333

EB SELMON EXPY
BRIDGE NO. 100331

S HYDE PARK AVE

S PLANT AVE

BAYSHORE BLVD



W BROREIN ST

WB SELMON EXPY
BRIDGE NO. 100332

EB SELMON EXPY
BRIDGE NO. 100333

S TAMPAST

W BROREIN ST

S MORGAN ST ON RAMP TO WB SELMON EXPY

EB SELMON EXPY EXIT
RAMP

ASHLEY DR S

S TAMPAST STREET

S TAMPAST ON RAMP TO WB SELMON EXPY

S FRANKLIN ST

S FLORIDA AVE

W BROREIN ST

ASHLEY DR S

S FLORIDA AVE

CHANNELSIDE DRIVE



WB BROREIN ST

S MORGAN ST

S JEFFERSON ST

E WHITING ST

WB SELMON EXPY EXIT RAMP TO S MORGAN ST

WB SELMON EXPY
BRIDGE NO. 100332

EB SELMON EXPY
BRIDGE NO. 100333

S JEFFERSON ST ON RAMP TO EB SELMON EXPY

S MORGAN ST

E BROREIN ST

S JEFFERSON ST

CHANNELSIDE DRIVE

S JEFFERSON ST

E EUJINCE AVE

S NEBRASKA AVE



0 20 100
Feet



E KENNEDY BLVD

NE ST

E TWIGGS STREET

N NEBRASKA AVE

WB SELMON EXPY EXIT
RAMP TO E KENNEDY BLVD

E JACKSON ST

WB SELMON EXPY
BRIDGE NO. 100332

EB SELMON EXPY
BRIDGE NO. 100333

N NEBRASKA AVE ON RAMP
TO EB SELMON EXPY

E KENNEDY BLVD

N NEBRASKA AVE

N BRUSH ST

E JACKSON ST

RAILROAD TRACKS

E WASHINGTON ST

N MERIDIAN AVE



RAILROAD TRACKS

SELMON EXPY REL
BRIDGE NO. 100800

WB SELMON EXPY
BRIDGE NO. 100332

EB SELMON EXPY
BRIDGE 100333

N 12TH ST

E TWIGGS ST

RAILROAD TRACKS

N MERIDIAN AVE

N RAYMOND AVE

E TWIGGS ST

N 12TH ST

CHANNELSIDE DR





E 2ND AVE

CHANNELSIDE DR

N 15TH ST

ADAMO DR

SELMON EXPY REL
BRIDGE NO. 100800

WB SELMON EXPY
BRIDGE NO. 100332

EB SELMON EXPY
BRIDGE NO. 100333

N 12TH ST

CHANNELSIDE DR





E 2ND AVE

N 17TH ST

N 19TH STREET

ADAMO DR

WB SELMON EXPY
BRIDGE NO. 100332

SELMON EXPY REVERSIBLE LANES
BRIDGE NO. 100800

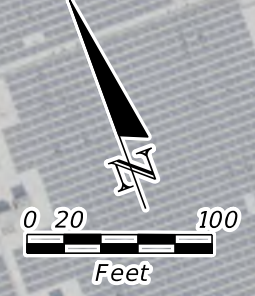
EB SELMON EXPY
BRIDGE NO. 100333

N 17TH ST

PENNY ST

N 19TH STREET

22ND ST ON RAMP TO WB SELMON EXPY



22ND ST ON RAMP TO WB SELMON EXPY

N 21ST ST

N 22ND ST

WB SELMON EXPY
BRIDGE NO. 100443

SELMON EXPY REVERSIBLE LANES
BRIDGE NO. 100800

EB SELMON EXPY
BRIDGE NO. 100444

N 22ND ST

N 22ND ST

22ND ST ON RAMP TO EB SELMON EXPY

EB SELMON EXPY EXIT TO N 22ND ST

RAILROAD TRACKS



N 26TH ST

N 28TH ST

RAILROAD TRACKS

SELMON EXPY REVERSIBLE LANES
BRIDGE NO. 100800

N 26TH ST

DURHAM ST

28TH ST



RAILROAD TRACKS

SELMON CONNECTOR

ADAMO DR

N 34TH ST



SELMON EXPY REVERSIBLE LANES
BRIDGE NO. 100802

SELMON EXPY REVERSIBLE LANES
BRIDGE NO. 100450

E GRACE ST

N 34TH ST





E ADAMO DR

SELMON EXPY REVERSIBLE LANES
BRIDGE NO. 100806





E ADAMO DR

SELMON EXPY REVERSIBLE LANES
BRIDGE NO. 100806



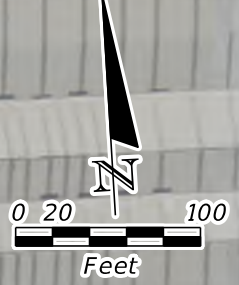
E ADAMO DR



N 30TH ST

SELMON EXPY REVERSIBLE LANES
BRIDGE NO. 100806





RAILROAD TRACKS

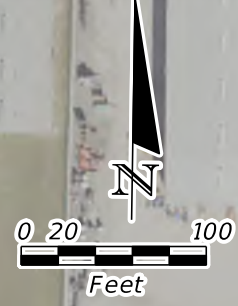
SELMON EXPY REVERSIBLE LANES
BRIDGE NO. 100806

RAILROAD TRACKS

E WASHINGTON ST.

N 50TH ST/US 41

N 50TH ST/US 41



SELMON EXPY REVERSIBLE LANES
BRIDGE NO. 100806

E WASHINGTON ST.



SELMON EXPY REVERSIBLE LANES
BRIDGE NO. 100806




E ADAMO DR



S MAYDELL DRIVE

SELMON EXPY REVERSIBLE LANES
BRIDGE NO. 100806

S MAYDELL DRIVE



SELMON EXPY REVERSIBLE LANES
BRIDGE NO. 100806



SELMON EXPY REVERSIBLE LANES
BRIDGE NO. 100806





S 78TH ST

SELMON EXPY REVERSIBLE LANES
BRIDGE NO. 100806

S 78TH ST



SELMON EXPY REVERSIBLE LANES
BRIDGE NO. 100806





PALM RIVER RD

SELMON EXPY REVERSIBLE LANES
BRIDGE NO. 100461

PALM RIVER RD

HOBBS RD





DELANEY CREEK

SELMON EXPY REVERSIBLE LANES
BRIDGE NO. 100810

DELANEY CREEK





SB US 301

NB US 301

SELMON EXPY REVERSIBLE LANES
BRIDGE NO. 100466

SB US 301

NB US 301



ON RAMP TO WB SELMON EXPY

S FALKENBURG RD

SELMON EXPY REVERSIBLE LANES
BRIDGE NO. 100490

EB SELMON EXPY EXIT RAMP

S FALKENBURG RD

S FALKENBURG RD



ENTRANCE RAMP TO WB SELMON EXPY

SELMON EXPY REVERSIBLE LANES
BRIDGE NO. 100812

EB SELMON EXPY EXIT RAMP

SB I-75

NB I-75

SB I-75

NB I-75



BRANDON TOWN CENTER DR

BRANDON TOWN CENTER DR

S GORNTO LAKE RD

SELMON EXPY REVERSIBLE LANES
BRIDGE NO. 100812

REGENCY LAKES DR

S GORNTO LAKE RD

BRANDON TOWN CENTER DR

