



INVITATION TO BID (ITB)

Contract #: O-3225

SELMON DRAINAGE IMPROVEMENTS FROM 22ND STREET TO FALKENBURG ROAD

ITB Issue Date & Cone of Silence Effective Date: 5/14/25

ITB Response Due Date: 6/23/25

RESPONSIBLE DEPARTMENT

Operations: PM-

Brian McElroy, Project Manager II

PROCUREMENT DEPARTMENT

Toni-Catherine Atkinson, Procurement Manager

1104 East Twiggs Street, Suite 300

Tampa, Florida 33602

Telephone Number: (813) 272-6740

Email: Procurement@tampa-xway.com

THE RESPONSIBILITY OF SUBMITTING A BID PROPOSAL PACKAGE IN RESPONSE TO THIS SOLICITATION DOCUMENT TO THEA ON OR BEFORE THE STATED DEADLINE SHALL BE SOLELY AND STRICTLY OF THE BIDDER. THEA SHALL IN NO WAY BE RESPONSIBLE FOR DELAYS CAUSED BY THE UNITED STATES MAIL, OR ANY OTHER DELIVERY SERVICE, OR CAUSED BY ANY OTHER OCCURRENCE.

BIDDERS SHALL READ THE SOLICITATION IN ITS ENTIRETY PRIOR TO SUBMITTING A BID PACKAGE.

BY SUBMITTING A BID PROPOSAL PACKAGE, THE BIDDER ACKNOWLEDGES THEY HAVE READ, UNDERSTAND, AND ACCEPT THE TERMS AND CONDITIONS TO BE MET AND THE CHARACTER AND QUALITY OF THE SCOPE OF WORK TO BE PROVIDED

Legal Entity Name (Bidder): _____

Address of Bidder: _____

FEIN: _____

Name of Authorized Officer: _____ Title: _____

E-mail: _____ Phone Number: _____

Attachments and/or References not attached hereto will be supplied upon request and shared via a OneDrive File Share. Please contact the Procurement Office

Exhibits/Attachments -

- Scope of Work
- Public Entity Crime
- Drug-Free Workplace
- Bid Proposal Form
- Bid Tabulation Sheet
- Conflict of Interest Form
- Experience and References
- Insurance Requirements, Coverage and Limits
- Bid Bond
- Payment and Performance Bond
- Certification Regarding Scrutinized Companies List

References/Construction Drawings/Specification Attachment(s)-

1. O-00619D_THEA Drainage Improvements_Final Plans_S+S_2025-04-08
2. O-00619D_THEA_Drainage Improvements_Final Specifications Package_2025-04-08

I. INTRODUCTION

The Tampa Hillsborough County Expressway Authority (THEA) is soliciting sealed bids from qualified firms to provide all the permits, labor, equipment, materials, tools, transportation, supplies, insurance, incidentals, mobilization, demobilization and maintenance of traffic necessary to perform drainage improvements for the Tampa-Hillsborough County Expressway Authority's Selmon Expressway from west of 22nd Street to Falkenburg Road. The title of the project is as follows:

- Selmon Drainage Improvements from 22nd Street to Falkenburg Road.

The Selmon Expressway was extended from downtown Tampa to I-75 in the 1980's. The facility is primarily a rural four or six lane divided expressway typical section with open ditches to convey stormwater runoff along the outside of both sides of the roadway. Additional drainage facilities were constructed within the median by the elevated Reversible Express Lanes (REL) project in the 2000's. Over the last 40 years the drainage conveyance system has deteriorated from siltation and other factors and needs to be brought back to near the original configuration to function as originally designed.

INSTRUCTIONS TO BIDDERS

1. THEA must receive all submittals at the location, date, and time identified in **Section VI., Schedule of Events**. Any submittal received after the stated time and date shall not be considered. It shall be the sole responsibility of the firm to have its package delivered to THEA however, facsimile or telegraphic submittals will not be accepted. Delay in delivery shall not be the responsibility of THEA. Submittals received after the deadline shall not be considered and may be returned only at the firm's expense.
2. Each bidder shall examine all documents and shall determine all matters relating to the interpretation of such documents.
3. The following exhibits are required by THEA to be completed by the bidder and submitted as part of the bid proposal package:
 - Public Entity Crime
 - Drug-Free Workplace
 - Bid Proposal Form
 - Bid Tabulation Sheet
 - Conflict of Interest Form
 - Experience and References
 - Insurance Requirements, Coverage and Limits
 - Bid Bond Form
 - Payment and Performance Bond
 - Certification Regarding Scrutinized Companies List
4. A surety commitment letter is required to be submitted as part of the bid proposal package. The bidder is required to provide proof of bonding capacity and provide acknowledgment by the bidder's surety of the ability to provide the required Payment and Performance Bond and Bid Bonds.
5. Proof of insurance is required to be submitted as part of the bid proposal package. The bidder must provide evidence of the bidder's ability to provide the insurance coverage required in the Insurance Requirements, Coverages, and Limits exhibit either by means of an existing policy or other

verifiable proof (such as an agent/broker commitment letter).

6. The Authority requires electronic submission of bids and proposals. One (1) original, combined pdf bid proposal package including the required forms above must be e-mailed to THEA's Procurement Department, clearly labeled, "**O-3225 Selmon Drainage Improvements from 22nd Street to Falkenburg Road**" sent to:

Procurement Office

Procurement@tampa-xway.com

Or:

Please submit electronic responses via the Authority's eProcurement Portal:

<https://procurement.opengov.com/portal/tampaxway>.

By way of the eProcurement Portal, responses will be locked and digitally encrypted until the submission deadline passes.

7. THEA shall not be liable for any expenses incurred in the preparation of the bid proposal package.
8. THEA reserves the right to accept or reject any or all bid proposal packages, to waive irregularities and technicalities, and to request resubmission or to re-advertise for all or any part of the work. THEA shall be the sole judge of the submittals and the resulting negotiated agreement that is in THEA's best interest, and THEA's decision shall be final.
9. The successful bidder shall be required to execute a contract, in form and content acceptable to THEA, indemnifying and holding harmless THEA, its officials, officers, employees, and agents from all claims.

10. **CONE OF SILENCE**

Firms, their agents, or associates shall refrain from contacting or soliciting any THEA staff, the consultants representing THEA regarding this ITB or members of the Board of Directors directly or indirectly regarding this ITB and this solicitation once the ITB is published and until the Board of Directors has made a final decision to award the contract. Failure to comply with this provision may result in the disqualification of the firm.

AT THE DISCRETION OF THEA, ANY VIOLATION OF THE REQUIREMENTS SET FORTH IN THIS SECTION SHALL CONSTITUTE GROUNDS FOR IMMEDIATE REJECTION OF THE BID PROPOSAL PACKAGE AND THE BIDDER SHALL BE DEEMED NON-RESPONSIVE.

11. Questions about this ITB for interpretation, clarification or about the project must be in writing addressed to THEA Procurement Department at Procurement@tampa-xway.com. To be considered, such requests must be received no later than the date and time stated for the deadline for respondent's submission of questions to THEA referenced in Section VI., Schedule of Events. Questions received after the date will not be considered.

II. **QUALIFICATIONS:**

1. The bidder must include with its bid proposal package all completed required forms as indicated in Section II Instructions to Bidders. Failure to submit all completed forms may be cause for rejection at the sole discretion of THEA. Only bidders with FDOT pre-qualification listed below at the time of submittal are eligible for selection. Contractors must have a current certificate of qualification in accordance with Florida Statute 337.14(1) and Rule Chapter 14-22, Florida Administrative Code, on the date of the letting to bid on construction projects over \$250,000.00 as established by the

Departments budget. Maintenance contracts do not require a contractor to have a certificate of qualification, unless stipulated in the project description and specifications. If deemed necessary by the Department, certain maintenance contracts will contain specific requirements for maintenance contractor eligibility.

III. DOING BUSINESS IN THE STATE OF FLORIDA

All bidders shall be in good standing with and authorized to do business in the State of Florida. Furthermore, it is the responsibility of the bidder to confirm that all of its subcontractors are also in good standing and authorized to do business in the State of Florida as may be required pursuant to §607.1501, §605.0902, and §605.0905 Florida Statutes.

If a bidder is not required to register pursuant to Florida Statutes, the successful bidder must be able to submit documentation demonstrating non-applicability of the statute.

THEA shall not execute an agreement if the successful bidder and subcontractors are not registered and in good standing to do business in the State of Florida as required by the referenced Florida Statutes.

IV. SELECTION PROCESS

THEA intends to purchase the services from the responsible and responsive bidder. The selection process for this ITB will consist of the following.

- Bid proposal packages will be evaluated on whether the bidder is responsible and responsive to this solicitation, with the objective to evaluate those bids and responses and to award a contract for the work to the firm with the **lowest total bid price**.
- THEA will determine if the bid is responsive and is a responsible bidder, in its sole and absolute discretion, considering all relevant facts and information. THEA reserves the right at its sole discretion to reject any and all bids if it is determined the total bid price is excessive, best offers are determined to be unreasonable or it is in THEA’s best interest to do so.
- The required bond forms are to be submitted to the THEA Procurement Office with the responsive bid proposal package, after Board approval of Final Ranking and Award of Contract.

FINAL SELECTION:

The bidder with the **lowest total bid price** will be presented to THEA’s Board of Directors for consideration and approval with a recommendation that the bidder be selected per the Schedule of Events below.

V. SCHEDULE OF EVENTS

DATE	DESCRIPTION	LOCATION
May 14, 2025, by 5:00 PM	Advertisement Published	THEA Website & Demandstar
May 27, 2025, by 9:00 AM	Deadline for Respondent’s submission of questions to THEA	Email to Procurement@tampa-xway.com or upload to OpenGov ePortal
June 5, 2025, by 5:00 PM	Deadline for THEA to respond to Respondent’s questions	THEA Website, Demandstar & OpenGov ePortal

June 23, 2025, by 9:00 AM	Deadline for Submitting Bid Proposal Package	Email to Procurement@tampa-xway.com or upload to OpenGov ePortal
June 26, 2025, @ 11:00 AM	Public Opening of Bid Proposal Packages	THEA Office 1101 E. Twiggs Street, Suite 300 Tampa, FL 33602
June 27, 2025, by 5:00 PM	Post Notice of Intended Ranking	THEA Website & Demandstar
July 28, 2025, @ 1:30 PM	Board Approval of Final Ranking & Award of Contract	THEA Office 1101 E. Twiggs Street, Suite 300 Tampa, FL 33602
July 29, 2025, by 5:00 PM	Posting of Award of Contract	THEA Website & Demandstar

VI. TERMS AND CONDITIONS

THEA reserves the right to reject all bid proposal packages, any bid proposal packages not conforming to this Invitation to Bid, and to waive any irregularity or informality with respect to any proposal. THEA further, reserves the right to request clarification of information submitted and to request additional information from one or more firms.

THEA requires that the bidder selected will not discriminate under the agreement against any person in accordance with federal, state, and local governments' regulations. THEA requires the bidder selected make an affirmative statement to the effect that their retention shall not result in conflict of interests with respect to THEA.

THEA requires that the bidder make an affirmative statement to the effect that they have not contacted, or attempted to contact, any member of the Board of Directors, or THEA staff, except as expressly permitted in the ITB.



I. INTRODUCTION

The Tampa Hillsborough Expressway Authority (THEA) is soliciting sealed bids from qualified firms to provide all the permits, labor, equipment, materials, tools, transportation, supplies, insurance, incidentals, mobilization, demobilization and maintenance of traffic necessary to perform Drainage Improvements for the Tampa-Hillsborough County Expressway Authority's Selmon Expressway from west of 22nd Street to Falkenburg Road. The title of the project is as follows:

- Selmon Drainage Improvements from 22nd Street to Falkenburg Road.

II. EXISTING CONDITIONS

The Selmon Expressway was extended from downtown Tampa to I-75 in the 1980's. The facility is primarily a rural four or six lane divided expressway typical section with open ditches to convey stormwater runoff along the outside of both sides of the roadway. Additional drainage facilities were construct within the median by the elevated Reversible Express Lanes (REL) project in the 2000's. Over the last 40 years the drainage conveyance system has deteriorated from siltation and other factors and needs to be brought back to near the original configuration to function as originally designed.

III. SCOPE OF WORK

SUMMARY OF WORK

1. DESCRIPTION

- 1.01 This section provides a general summary or overview of the work to be performed in the Invitation to Bid (ITB) No. O-3225. In performing the work, the contract documents, shall be adhered to. This project is to be let as a bid quantities project.

2. SCOPE OF WORK

- 2.01 The general Scope of Work consists of, but is not limited to: Providing all the permits, labor, equipment, materials, tools, transportation, supplies, insurance, incidentals, mobilization, demobilization and maintenance of traffic necessary to:

- 2.01.01 Install all required erosion control items to properly implement the Stormwater Pollution Prevention Plan (SWPPP) to meet permitting requirements of under the National Pollutant Discharge Elimination System (NPDES) Construction Generic permit.
- 2.01.02 Clear and grub and regrade existing drainage ditches.
- 2.01.03 Clear and grub designated stormwater ponds for reshaping.
- 2.01.04 The contractor will be responsible for the proper removal and disposal of any surplus materials.

- 2.01.05 Replace disturbed grass areas “in-kind” to their pre-construction conditions.
- 2.02 The contractor is responsible for all tolls incurred.
- 2.03 Mainline and ramp lane closures are not permitted during the following hours: 5:00 AM to 9:00 AM 3:00 PM to 7:00 PM. No two consecutive ramps in the same direction shall be closed within the same work period.
- 2.04 A lane may only be closed during active work periods, and during the times noted above. All lane closures, including ramp closures, must be reported to the Authority’s Project Manager and Director of Communications a minimum of fourteen (14) calendar days prior to each closure. Also, the Contractor shall develop the project to be able to provide for all lanes of traffic to be open in the event of an emergency.

3. SUBMITTALS

- 3.01 Submit the following in accordance with shop drawing submittal requirements of the general provisions.
 - 3.01.01 Shop drawings. Any required shop drawings shall be prepared and submitted to THEA for approval.
 - 3.01.02 Schedule. Prior to beginning work, the contractor shall prepare and submit to THEA for approval a schedule showing proposed dates for the project.

4. CONTRACT DRAWINGS

- 4.01 Construction drawings and specifications have been prepared for this project.
 - 4.01.01 Construction Drawings
 - Selmon Drainage Improvements from 22nd Street to Falkenburg Road THEA Project ID O-006190D
 - 4.01.02 Specifications
 - Selmon Drainage Improvements from 22nd Street to Falkenburg Road THEA Project ID O-006190D
 - 4.01.03 Pay Item Bid Form
 - Selmon Drainage Improvements from 22nd Street to Falkenburg Road THEA Project ID O-006190D

5. PRODUCTS

- 5.01 All products used for this project shall adhere to the requirements set forth in this document. Shop drawings shall be submitted for approval by the Engineer of Record and THEA.

6. EXECUTION

- 6.01 Work Sequence
 - 6.01.01 180 calendar days of contract time are allowed for completion of the work. The charging of contract time will continue, uninterrupted, until

final acceptance of the work. No other charges shall be paid for before the contract time commences.

6.02 Issue Escalation

In the event issues arise during the prosecution of the work, the issue escalation and resolution will be processed as detailed herein.

- 6.02.01 All issues shall be directed to the CEI. The contractor shall provide all supporting documentation relative to the issue being escalated, and any documentation not provided in the initial contact with the CEI shall not be considered.
- 6.02.02 If the issue cannot be resolved by the CEI in coordination with the General Engineering Consultant representing THEA as applicable, the General Engineering Consultant representing THEA shall forward the issue to THEA's Director of Operations and Engineering who will coordinate with the General Engineering Consultant representing THEA and CEI, as applicable.
- 6.02.03 Each escalation level shall have a maximum of five (5) calendar days (excluding weekends and THEA observed holidays) to answer, resolve, or address the issue.
 - 6.02.03.01 The five (5) calendar day period (excluding weekends and THEA observed holidays) begins when each level in the issue escalation process has received all required supporting documentation necessary to arrive at an informed and complete decision.
 - 6.02.03.02 The five (5) calendar day period (excluding weekends and THEA observed holidays) is a response time and does not infer resolution.
- 6.02.04 Questions asked by THEA may be expressed verbally and followed up in writing within one (1) calendar day (excluding weekends and THEA observed holidays). Responses provided by the contractor may be expressed verbally and followed up in writing within one (1) working day.
- 6.02.05 Once a response is received from the Director of Operations and Engineering, the CEI will respond to the Contractor in a timely manner but not to exceed three (3) calendar days (excluding weekends and THEA observed holidays).
- 6.02.06 The contractor shall provide a similar issue escalation process for their organization with personnel of similar levels of responsibility.

7. MEASUREMENT AND PAYMENT

7.01 The contractor shall be paid actual quantities as approved by the CEI and THEA prior to any invoicing.

7.02 The contractor shall submit within 15 calendar days of NTP a project schedule. The project schedule shall be approved by the Authority. The project schedule shall be updated to reflect the actual start date of contract time in accordance with Section 6.01.01.

PUBLIC ENTITY CRIMES FORM

SWORN STATEMENT UNDER SECTION 287.133(3)(a), FLORIDA STATUTES

1. This sworn statement is submitted to Tampa-Hillsborough County Expressway Authority
by _____
[print individual's name and title]

for _____
[print name of entity submitting sworn statement]

whose business address is _____

and (if applicable) its Federal Employer Identification Number (FEIN) is _____

(If the entity has no FEIN, include the Social Security Number of the individual signing this
sworn statement: _____.)

2. I understand that a "public entity crime" as defined in a Paragraph 287.133(1)(g), Florida Statutes, means a violation of any state or federal law by a person with respect to and directly related to the transaction of business with any public entity or with an agency or political subdivision of any other state or of the United States, including, but not limited to, any bid or contract for goods or services to be provided to any public entity or an agency or political subdivision of any other state or of the United States and involving antitrust, fraud, theft, bribery, collusion, racketeering, conspiracy, or material misrepresentation.

3. I understand that "convicted" or "conviction" as defined in Paragraph 287.133(1)(b), Florida Statutes, means a finding of guilt or a conviction of a public entity crime, with or without an adjunction of guilt in any federal or state trial court of record relating to charges brought by indictment or information after July 1, 1989, as a result of a jury verdict, nonjury trial, or entry of a plea of guilty or nolo contendere.

4. I understand that an "affiliate" as defined in Paragraph 287.133 (1)(a), Florida Statutes, means:

i. A predecessor or successor of a person convicted of a public entity crime; or

ii. An entity under the control of any natural person who is active in the management of the entity and who has been convicted of a public entity crime. The term "affiliate" includes those officers, directors, executives, partners, shareholders, employees, members, and agents who are active in the management of the affiliate. The ownership by one person of shares constituting a controlling interest in another person, or a pooling of equipment or income among persons when not for fair market value under an arm's length agreement, shall be prima facie case that one person controls another person. A person who knowingly enters into a joint venture with a person who has been convicted of a public entity crime in Florida during the preceding 36 months shall be considered an affiliate.

5. I understand that a "person" as defined in Paragraph 287.133(1)(e), Florida Statutes, means any natural person or entity organized under the laws of any state or of the United States with the legal power to enter into a binding contract and which bids or applies to bid on contracts for the provision of

goods or services let by a public entity. The term "person" includes those officers, directors, executives, partners, shareholders, employees, members, and agents who are active in management of an entity.

6. Based on the information and belief, the statement which I have marked below is true in relation to the entity submitting this sworn statement. **[indicate with a check mark which statement applies.]**

_____ Neither the entity submitting this sworn statement, nor any officers, directors, executives, partners, shareholders, employees, members, or agents who are active in the management of entity, nor any affiliate of the entity has been charged with and convicted of a public entity crime subsequent to July 1, 1989.

_____ The entity submitting this sworn statement, or one or more of its officers, directors, executives, partners, shareholders, employees, members or agents who are active in the management of the entity, or an affiliate of the entity has been charged with and convicted of a public entity crime subsequent of July 1, 1989.

_____ The entity submitting this sworn statement, or one or more of its officers, directors, executives, partners, shareholders, employees, members or agents who are active in the management of the entity, or an affiliate of the entity has been charged with and convicted of a public entity crime subsequent of July 1, 1989. However, there has been a subsequent proceeding before a Hearing Officer of the State of Florida, Division of Administrative Hearings and the Final Order entered by the hearing Officer determined that it was not in the public interest to place the entity submitting this sworn statement on the convicted vendor list. **[attach a copy of the final order]**

I UNDERSTAND THAT THE SUBMISSION OF THIS FORM TO THE CONTRACTING OFFICER FOR THE PUBLIC ENTITY IDENTIFIED IN PARAGRAPH 1 (ONE) ABOVE IS FOR THAT PUBLIC ENTITY ONLY AND, THAT THIS FORM IS VALID THROUGH DECEMBER 31 OF THE CALENDAR YEAR IN WHICH IT IS FILED. I ALSO UNDERSTAND THAT I AM REQUIRED TO INFORM THE PUBLIC ENTITY PRIOR TO ENTERING INTO A CONTRACT IN EXCESS OF THE THRESHOLD AMOUNT PROVIDED IN SECTION 287.017, FLORIDA STATUTES FOR CATEGORY TWO OF ANY CHANGE IN THE INFORMATION CONTAINED IN THIS FORM.

Signature

Date

State of _____

County of _____

PERSONNALLY APPEARED BEFORE ME, the undersigned authority,

_____ who, after first being sworn by me, affixed his/her signature in
[Name of individual signing]

the space provided above on this _____ day of _____, 20_____.

Notary Public My commission expires: _____

[Notary Seal]

DRUG-FREE WORKPLACE FORM

The undersigned firm, in accordance with Florida Status 287.087 hereby certifies that

_____ does:

Name of Business

1. Publish a statement of notifying employees that the unlawful manufacture, distribution, dispensing, possession, or use of a controlled substance is prohibited in the workplace and specifying the actions that will be taken against employees for violations of such prohibition.
2. Inform employees about the dangers of drug abuse in the workplace, the business's policy of maintaining a drug-free workplace, any available drug counseling, rehabilitation, and employee assistance programs, and the penalties that may be imposed upon employees for drug abuse violations.
3. Give each employee engaged in providing the commodities or contractual services that are under bid a copy of the statement specified in Paragraph 1.
4. In the statement specified in paragraph 1, notify the employees that, as a condition of working on the commodities or contractual services that are under bid, the employees will abide by the terms of a statement and will notify the employer of any conviction of, or plea of guilty or nolo contendere to, any violation of Florida Statute 893 or of any controlled substance law of the United States or any state, for a violation occurring in the workplace no later than five (5) days after such conviction.
5. Impose a sanction of, or require the satisfactory participation in a drug abuse assistance or rehabilitation program is such is available in the employee's community, by any employee who is convicted.
6. Make a good faith effort to continue to maintain a drug-free workplace through implementation of paragraphs 1 thru 5.

As the person authorized to sign this statement, I certify that this firm complies with the above requirements.

Firm's Signature

Date

PRICE PROPOSAL FORM

(Print this page on bidder's letterhead and attach with response)

Date: _____

TAMPA-HILLSBOROUGH COUNTY EXPRESSWAY AUTHORITY (THEA)

Attention: Procurement Department

Shannon Bush, Contracts and Procurement Manager

1104 East Twiggs Street, Suite 300

Tampa, FL 33602

Subject: _____

Dear THEA:

Having carefully examined the Instructions to Bidders, Supplementary Instructions to Bidders, General Provisions, Supplementary General Provisions, Special Provisions and Technical Specifications, Plans or Drawings (if issued), of the above subject project and contract, as well as the premises and the conditions affecting the work, the undersigned proposes to furnish all labor and materials called for by them and equipment necessary and to accomplish the entire work within the time period indicated in accordance with the said documents for the prices presented in the price schedules included on the attached BID TABULATION SHEET.

The undersigned acknowledges that they understand the following conditions that within the price schedules amounts indicated with brackets around the amounts are considered to be deductions or credits to the overall project cost. Calculations of price schedule extensions and price totals shall appropriately account for individual deductive and additive pay items.

TOTAL LUMP SUM PRICE: \$ _____

WRITTEN AMOUNT:

_____ **DOLLARS AND** _____ **CENTS**

The undersigned firm agrees to keep this offer open for acceptance for One Hundred Twenty (120) days after date of opening the bid proposal package.

The signer of this bid proposal package hereby declares that the only person, persons, company or parties interested in this bid proposal package as principals are named herein, that this bid proposal package is made without connection with any other person, persons, company or parties submitting a proposal; and that it is in all respects fair and in good faith, without collusion or fraud.

Name of Respondent

Authorized Signature

Date



BID TABULATION TEMPLATE

COMPANY NAME	
PROJECT NAME	
PROJECT NO.	
BID DATE	

BID QUANTITIES					ENGINEER'S ESTIMATE	
REF NO.	BID ITEM NO.	ITEM DESCRIPTION	QTY	UNIT	UNIT PRICE	BID AMOUNT
1						\$
2						\$
3						\$
4						\$
5						\$
6						\$
7						\$
8						\$
9						\$
10						\$
11						\$
12						\$
TOTAL BID AMOUNT						\$

CONFLICT OF INTEREST STATEMENT

Check one of the boxes below:

- To the best of our knowledge, the undersigned bidder has no potential conflict of interest due to any other clients, contracts, or property interest for this solicitation and project.

OR

- The undersigned bidder, by attachment to this form, submits information which **may** be a potential conflict of interest due to other clients, contracts or property interest for this solicitation and project.

BIDDER:

By: _____
Authorized Signature

Printed Name of Signer

Title of Signer

Date Signed

EXPERIENCE AND REFERENCES

	<u>Experience</u>	<u>Total Dollar Vaue</u>	<u>Number of Contracts</u>	<u>Number of Government Contracts</u>
1	State the total work volume and value that your organization has been responsible for in the past five (5) years in:			
2	List the dollar volume and number of government projects you have completed in the past five (5) years:			
3	Provide the following information on at least three (3) projects that Bidder has performed within the past five (5) years that were similar to this project. List chronologically, starting with the last project. Complete a new questionnaire for each representative project.			

EXPERIENCE AND REFERENCES

3.1 Project Title:

a.	Date Project Completed:	
b.	Project Name:	
c.	Total Project Cost:	
d.	Owner Address:	
e.	Owner Telephone:	
f.	Name of Reference for this Project:	
g.	Relationship of Reference to Owner:	
h.	Title and Position Reference held for this Project:	
i.	Firm name where Reference was employed for this Project:	
j.	Reference's Email:	
k.	Reference's Telephone:	
l.	List any other special criteria i.e specialized repair or equipment, etc. worked:	
m.	Describe your specific scope of work:	
n.	Specific scope of work cost:	
o.	Your Participation was: circle one	Prime / Sub
p.	Penalties imposed? (Yes or No; if Yes, explain):	
q.	Any liens, claims, or lawsuits? (Yes or No; if Yes, explain):	
r.	Any other pertinent information?	

EXPERIENCE AND REFERENCES

3.2 Project Title:

a.	Date Project Completed:	
b.	Project Name:	
c.	Total Project Cost:	
d.	Owner Address:	
e.	Owner Telephone:	
f.	Name of Reference for this Project:	
g.	Relationship of Reference to Owner:	
h.	Title and Position Reference held for this Project:	
i.	Firm name where Reference was employed for this Project:	
j.	Reference's Email:	
k.	Reference's Telephone:	
l.	List any other special criteria i.e specialized repair or equipment, etc. worked:	
m.	Describe your specific scope of work:	
n.	Specific scope of work cost:	
o.	Your Participation was: circle one	Prime / Sub
p.	Penalties imposed? (Yes or No; if Yes, explain):	
q.	Any liens, claims, or lawsuits? (Yes or No; if Yes, explain):	
r.	Any other pertinent information?	

EXPERIENCE AND REFERENCES

3.3 Project Title:

a.	Date Project Completed:	
b.	Project Name:	
c.	Total Project Cost:	
d.	Owner Address:	
e.	Owner Telephone:	
f.	Name of Reference for this Project:	
g.	Relationship of Reference to Owner:	
h.	Title and Position Reference held for this Project:	
i.	Firm name where Reference was employed for this Project:	
j.	Reference's Email:	
k.	Reference's Telephone:	
l.	List any other special criteria i.e specialized repair or equipment, etc. worked:	
m.	Describe your specific scope of work:	
n.	Specific scope of work cost:	
o.	Your Participation was: circle one	Prime / Sub
p.	Penalties imposed? (Yes or No; if Yes, explain):	
q.	Any liens, claims, or lawsuits? (Yes or No; if Yes, explain):	
r.	Any other pertinent information?	

INSURANCE REQUIREMENTS, COVERAGES and LIMITS
for
Tampa-Hillsborough County Expressway Authority

Consultants, Contractors and Vendors, hereinafter referred to collectively and individually as "Insured" conducting business with the Tampa-Hillsborough County Expressway, "THEA" are required to maintain adequate insurance coverage and provide insurance certification to THEA.

A. INSURANCE REQUIREMENTS:

- 1) All insurance shall be from responsible insurance companies eligible to do business in the State of Florida and having an AM Best rating of A- or better and a financial size category of VII or better. Utilization of non-rated companies or companies with AM Best ratings lower than A- or a financial size category lower than VII may be approved on a case by case basis. If the insurer does not meet these requirements, THEA retains the right to approve or disapprove the use of the insurer.
- 2) INSURED'S liability policies, other than the Workers' Compensation and Professional Liability, shall provide that THEA, its officials, officers and employees are additional named insureds as to the operations of the INSURED under this AGREEMENT.
- 3) INSURED'S liability policies, other than the Workers' Compensation and Professional Liability, shall provide the "Severability of Interest" provision (a/k/a "Separation of Insureds" provision).
- 4) The INSURED'S Certificate of Insurance(s) shall provide THEA as an additional certificate holder for all policies issued.
- 5) The INSURED'S Certificate of Insurance(s) shall state the description of the operations, i.e., "Name of Agreement" between THEA and "Name of Insured" and shall state the Contract Number assigned for the AGREEMENT between THEA and the INSURED.
- 6) The INSURED shall deliver to THEA, within ten (10) days from the receipt of a Notice of Award of this AGREEMENT, properly executed Certificate(s) of Insurance on insurance industry standard certificate of insurance form(s) (example: ACORD form) setting forth the insurance coverages and limits required herein. All of the required insurance coverages shall be issued as required by law and shall be endorsed, where necessary, to comply with the minimum requirements contained herein.
- 7) Except as otherwise specified in the AGREEMENT, the insurance will commence on or prior to the effective date of the AGREEMENT and will be maintained in force throughout the duration of the AGREEMENT. Three years' completed operations coverage may be required to be maintained on specific commercial general liability policies and/or professional liability policies effective on the date of substantial completion or the termination of the AGREEMENT, whichever is earlier.
- 8) Aggregate Policy Limits on policies required of INSURED shall apply exclusively for this AGREEMENT.
- 9) INSURED authorizes THEA to verify its insurance information with its insurance agents, brokers, surety, and insurance carriers. At THEA'S request, INSURED shall provide copies of the policies at no cost to THEA, subject to redaction by the INSURED of any proprietary information.
- 10) All insurance coverages of the INSURED shall be primary to any insurance or self-insurance programs carried by THEA; and any THEA insurance or coverages shall not be contributory to INSURED'S insurance requirements in this AGREEMENT.

- 11) The insurance coverages and limits required of the INSURED under this AGREEMENT are designed to meet the minimum requirements of THEA. They are not designed as a recommended insurance program for the INSURED. The INSURED alone shall be responsible for the sufficiency of its own insurance program.
- 12) All policies of insurance required herein will be specifically endorsed to require the insurer provide THEA with thirty (30) days notice prior to any cancellation, intent not to renew any policy and/or any change that will reduce the insurance coverages required in this AGREEMENT, except for the application of the Aggregate Limits Provisions.

The endorsement will specify that such notice will be sent to:

Tampa-Hillsborough County Expressway, (THEA)
Contracts & Procurement Manager
1104 East Twiggs St, Suite 300
Tampa, FL 33602

- 13) THEA accepts no responsibility for determining whether the INSURED'S insurance is in full compliance with the insurance required by the AGREEMENT. Neither the approval by THEA nor the failure to disapprove the insurance furnished by the INSURED will relieve the INSURED of their full responsibility to provide the insurance required by this AGREEMENT.
- 14) If the INSURED fails to provide or maintain the insurance coverages required in this AGREEMENT, THEA may terminate or suspend this AGREEMENT, or, at the THEA'S sole discretion, may obtain such coverages and invoice the INSURED and include a 15% administrative cost. If not paid within 45 days, the amount will be deducted from INSURED'S invoice. The decision of THEA to purchase such insurance coverages shall in no way be construed as a waiver of its rights under this AGREEMENT.
- 15) INSURED shall fully comply with the insurance requirements of this AGREEMENT unless excused in writing by THEA. Any deductible applicable to any claim shall be the responsibility of the INSURED.
- 16) Any liability insurance aggregate limits are to be confirmed in writing by the respective insurance company that to their knowledge, as of the date of the AGREEMENT, there are no pending claims or legal actions against the INSURED, which if resolved in favor of the claimant would impair the insurance company's ability to cover the minimum insurance limits stated herein.
- 17) Current Insurance Service Office (ISO) policies, forms, and endorsements or broader shall be used where applicable. Notwithstanding the foregoing, the wording of all policies, forms, and endorsements must be acceptable to THEA without restrictive endorsement.
- 18) The INSURED will not commence work, use or occupy THEA premises in connection with the AGREEMENT until the required insurance is in force, preliminary evidence of insurance acceptable to THEA has been provided to THEA and THEA has granted permission to the INSURED to commence work or use or occupy the premises in connection with the AGREEMENT.
- 19) Upon request, the INSURED shall promptly make available a certified, true and exact copy of the insurance policy and endorsements issued to the policy and any renewal thereof for THEA'S review and inspection. In the event of cancellation or non-renewal of this insurance, the INSURED agrees to purchase the maximum "extended claims reporting period" permitted under the policy within the time allowed, unless replacement coverage is obtained with retroactive coverage applicable as of the date the INSURED services started under this AGREEMENT.
- 20) All insurance minimum coverage limits extend to any subcontractor and the Prime INSURED is responsible for all subcontractors.

B. INSURANCE COVERAGES and LIMITS:

For the term of this AGREEMENT the INSURED shall procure and maintain insurances of the types and limits specified herein.

- 1) **Workers' Compensation and Employers' Liability Insurance** - The minimum limits of Worker's Compensation/Employer's Liability Insurance (inclusive of any amount provided by an umbrella or excess policy) are:

Workers' Compensation	Florida Statutory Requirements
Employers' Liability	
Each Accident	\$500,000
Disease – Policy Limit	\$500,000
Disease - Each Employee	\$500,000

- 2) **Commercial General Liability Insurance** - The minimum limits of Commercial General Liability Insurance (inclusive of any amount provided by an umbrella or excess policy) are:

General Aggregate	\$1,000,000
Per Person	\$1,000,000
Each Occurrence	\$2,000,000
Personal Injury	\$1,000,000
Property Damage	\$1,000,000
Products & Completed Operations	\$1,000,000

The General Aggregate Limit must be specifically applicable to the AGREEMENT between THEA and the INSURED.

The Certificate must reflect whether the policy is "claims made" or "occurrence".

Products & Completed Operations coverage to be maintained for three (3) years after final completion of the work under this AGREEMENT.

- 3) **Business Automobile Liability Insurance** - The minimum limits of Business Automobile Liability Insurance (inclusive of any amount provided by an umbrella or excess policy) covering ownership, maintenance, use, loading and unloading of all its owned, non-owned, leased or hired vehicles are:

Bodily Injury	
Each Person	\$1,000,000
Each Accident	\$1,000,000
Property Damage	\$1,000,000
Bodily Injury & Property Damage Combined	\$1,000,000

- 4) **Umbrella Liability Insurance or Excess Liability Insurance** – Umbrella Liability Insurance or Excess Liability Insurance must provide the same coverages as required for the underlying Commercial General, Business Automobile and Employers' Liability Coverages with no gaps in continuity of coverages or limits.

Bodily Injury & Property Damage Combined	
Each Occurrence	\$2,000,000
Aggregate (specific to this AGREEMENT)	\$2,000,000
Aggregate (not specific to this AGREEMENT)	\$1,000,000

- 5) **Professional Liability Insurance, also known as “Errors and Omissions”**. The minimum limits of Professional Liability Insurance covering all work of the INSURED without any exclusions unless approved in writing by THEA are:

Professional Liability	
Each Claim	\$1,000,000
Aggregate	\$1,000,000

Any deductible applicable to any claim shall be the responsibility of the INSURED and shall not be greater than \$100,000 unless approved by THEA in writing. This coverage shall be maintained by the INSURED for a period of not less than three (3) years from the date the INSURED has completed and THEA has accepted the services under this AGREEMENT.

- 6) **Environmental Impairment (Pollution) Liability, (if required)** – Environmental Impairment (Pollution) Liability insurance is required only if specifically stated in the Instructions and Submittal Documents package.

If required, the minimum limits of Environmental Impairment (Pollution) Liability insurance coverage (inclusive of any amount provided by an umbrella or excess policy) for liability resulting from pollution or other environmental impairment in connection with operations performed by or on behalf of INSURED under this AGREEMENT or the use or occupancy of THEA premises by or on behalf of the INSURED are:

Each Occurrence	\$1,000,000
Annual Aggregate	\$1,000,000

[END OF INSURANCE REQUIREMENTS, COVERAGES AND LIMITS]

BID BOND

KNOW ALL MEN BY THESE PRESENTS, that we _____

(Here In after called the "Principal") and _____

(Hereinafter called the "Surety"), a Corporation chartered and existing under the laws of the State of _____ with its principal offices in the City of _____ and authorized to do business in the State of Florida are held firmly bound unto the Tampa-Hillsborough County Expressway Authority, in the full and just sum of _____ Dollars (\$ _____), equal to 10% of the bid amount, good and lawful money of the United States of America, to be paid upon demand of the Tampa-Hillsborough County Expressway Authority, to which payment well and truly to be made we bind ourselves, our heirs, executors, administrators, and assigns, jointly and severally by these presents.

WHEREAS, the Principal is about to submit, or has submitted to the Tampa-Hillsborough County Expressway Authority, a proposal for the _____

WHEREAS, the Principal desires to file this bond in accordance with law, in lieu of a certified check or cashier's check otherwise required to accompany this Proposal.

"NOW, THEREFORE: The conditions of this obligation are such that if the Proposal is accepted, the Principal shall, within ten (10) days after the date of receipt of a written notice of Award of Contract, execute a contract in accordance with the Proposal and upon the terms, conditions and prices set forth therein in the form and manner required by the Tampa-Hillsborough County Expressway Authority and execute a sufficient and satisfactory Public Construction Bond, payable to the Tampa-Hillsborough County Expressway Authority and deliver documents which are condition to commencing the work... ". then this obligation to be void; otherwise to be and remain In full force and virtue in law; and the Surety shall, upon failure within the time specified above, immediately pay to the aforesaid Expressway Authority upon Demand the amount thereof in good and lawful money of the United States of America, not as a penalty, but as liquidated damages.

IN TESTIMONY THEREOF, the Principal and Surety have caused these presents to be duly signed and Sealed this _____ day of 20____.

Principal

(Seal)

BY: _____

Surety

(Seal)

BY: _____

Countersigned

CERTIFICATE AND AFFIDAVIT FOR SURETY BOND INSURER

TO: TAMPA-HILLSBOROUGH EXPRESSWAY AUTHORITY
RE: REQUEST FOR PROPOSALS NO. _____; PROJECT: _____

BIDDER: Name: _____
Address: _____
Telephone: _____

AMOUNT OF BOND: _____
SURETY BOND INSURER
Name: _____
Address: _____
Telephone: _____

Before me, the undersigned authority, personally appeared, _____
on this _____ day of _____, 20____ who hereby certifies that, in
accordance with Section 287.0935, Florida Statutes, the insurer named above:

1. Is licensed to do business in the State of Florida;
2. Holds a certificate of authority authorizing it to write surety bonds in Florida;
3. Has twice the minimum surplus and capital required by the Florida Insurance Code at the time the invitation to bid is Issued;
4. Is otherwise in compliance with the provisions of the Florida Insurance Code; and
5. Holds a currently valid certificate of authority issued by the United States Department of the Treasury under Section 9304-9308 of Title 31 of the United States Code.

Signature of Officer of Surety Insure

STATE OF: _____

COUNTY OF: _____

THE FOREGOING INSTRUMENT was sworn to, subscribed and acknowledged before me this
_____ day of _____, 20____ by who is personally known to me or _____ has
produced _____ as identification and did take an oath.

(Notary, check appropriate blank; and if obtaining identification, fill in appropriate identification
number.)

Notary Public

(Printed Name of Notary)

My Commission Expires:

Serial Number, if any)

**For Clerk of the Court
Recording Purposes**

Return to: Contracts Manager
Tampa Hillsborough Expressway Authority
1104 East Twiggs St., Suite 300
Tampa, FL 33602

BOND NO: _____

PERFORMANCE BOND

BY THIS BOND, We, _____, a _____ corporation, as **Principal**, and _____, a _____ corporation, as **Surety**, located at _____ are bound to the **TAMPA HILLSBOROUGH COUNTY EXPRESSWAY AUTHORITY**, herein called **Owner**, in the sum of \$_____, for payment of which we bind ourselves, our heirs, personal representatives, successors, and assigns, jointly and severally.

THE CONDITION OF THIS BOND is that if Principal:

1. Performs the contract dated _____, 20____ between Principal and Owner for construction of the _____ at the Tampa-Hillsborough County Expressway Authority, Request for Proposals (RFP) Contract No. _____, at the times and in the manner prescribed in the contract, the contract being made a part of this bond by reference, and
2. Pays Owner all loss, damages including delay damages, including but not limited to liquidated damages, costs, and attorney's fees, including appellate proceedings, that Owner sustains because of a default by Principal under the contract; and
3. Performs the guarantee of all work and materials furnished under the Contract for the time specified in the Contract for construction and any applicable warranty period, then this bond is void; otherwise it remains in full force.

The Surety, for value received, agrees that any changes, extensions of time, or additions to the Terms of the Contract Documents, and neither compliance nor noncompliance with any formalities connected with the contract or the changes shall not affect Surety's obligation under this bond. Surety hereby waives notice of any such changes.

Any action instituted by a claimant under this bond for payment must be in accordance with the notice and time limitation provisions in Section 255.05(2), Florida Statutes.

Any changes in or under the contract documents and compliance or noncompliance with any formalities connected with the contract or the changes does not affect Surety's obligation under this bond.

DATED ON: _____, 20_____.

Name of Principal (Contractor):

Name of Surety:

By: _____

By: _____
Attorney in Fact

Name: _____

Name: _____

Title: _____

Title: _____

Address: _____

Address: _____

Telephone No. _____

Telephone No. _____

Fax No. _____

Fax No. _____

(Attach "Certificate & Affidavit Form Surety Bond Insurer" and
"Power of Attorney" from Surety)

STATE OF _____ :

:

COUNTY OF _____ :

:

THE FOREGOING INSTRUMENT was acknowledged before me this ____ day of _____, 20____ by _____, who ____ is personally known to me or ____ has produced _____ as identification and did not take an oath. [Notary, check appropriate blank; and, if obtaining identification, fill in appropriate identification number.]

My Commission Expires:

Notary Public

(Printed Name of Notary)

(Serial Number, if any)

This form complies with
Section 255.05, Florida Statutes

CERTIFICATE AND AFFIDAVIT FOR SURETY BOND INSURER

TO: TAMPA HILLSBOROUGH COUNTY EXPRESSWAY AUTHORITY (THEA)

RE: _____

PROPOSER:

Name: _____

Address: _____

Telephone: _____

AMOUNT OF BOND: _____

SURETY BOND INSURER:

Name: _____

Address: _____

Telephone: _____

Before me, the undersigned authority, personally appeared, _____ on this ____ day of _____ 20____ who hereby certifies that, the insurer named above:

1. Is licensed to do business in the State of Florida;
2. Holds a certificate of authority authorizing it to write surety bonds in Florida;
3. Has twice the minimum surplus and capital required by the Florida Insurance Code at the time the invitation to bid is issued;
4. Is otherwise in compliance with the provisions of the Florida Insurance Code; and,
5. Holds a currently valid certificate of authority issued by the United States Department of the Treasury under Section 9304 to 9308 of Title 31 of the United States Code.

Signature of Officer of Surety Insurer

STATE OF _____ :

:

COUNTY OF _____ :

THE FOREGOING INSTRUMENT was sworn to, subscribed and acknowledged before me this ____ day of _____, 20____ by _____, who ____ is personally known to me or ____ has produced _____ as identification and did take an oath.

[Notary, check appropriate blank; and, if obtaining identification, fill in appropriate identification number.]

Notary Public

Printed Name of Notary

My Commission Expires:

(Serial Number, if any)

**For Clerk of the Court
Recording Purposes**

Return to: Contracts Manager
Tampa Hillsborough Expressway Authority
1104 East Twiggs St., Suite 300
Tampa, FL 33602

BOND NO: _____

PAYMENT BOND

BY THIS BOND, We, _____, a _____ corporation, as **Principal**, and _____, a _____ corporation, as **Surety**, located at _____ are bound to the **TAMPA HILLSBOROUGH COUNTY EXPRESSWAY AUTHORITY**, herein called **Owner**, in the sum of \$_____, for payment of which we bind ourselves, our heirs, personal representatives, successors, and assigns, jointly and severally.

THE CONDITION OF THIS BOND is that if Principal:

1. Promptly makes payment to all claimants, as defined in Section 233.05(1), Florida Statutes, supplying Principal with labor, materials, or supplies, used directly or indirectly by Principal in the prosecution of the work provided for in the contract dated _____, 20 _____ between Principal and Owner for construction of _____ (RFP No. _____), the Contract being made a part of this bond by reference; and
2. Pays Owner all loss, damages expenses, costs, and attorney's fees, including appellate proceedings, that Owner sustains because of a default by Principal under the contract related to payment for such labor, materials, or supplies furnished to the Principal, then this bond is void; otherwise it remains in full force.

Any changes in or under the contract documents and compliance or noncompliance with any formalities connected with the contract or the changes does not affect Surety's obligation under this bond.

Certain claimants seeking the protection of this Bond must timely comply with the strict requirements set forth in Section 255.05, Florida Statutes, and as otherwise provided by law.

DATED ON: _____, 20_____.

Name of Principal (Contractor):

Name of Surety:

By: _____

By: _____
Attorney in Fact

Name: _____

Name: _____

Title: _____

Title: _____

Address: _____

Address: _____

Telephone No. _____

Telephone No. _____

Fax No. _____

Fax No. _____

(Attach "Certificate & Affidavit Form Surety Bond Insurer" and
"Power of Attorney" from Surety)

STATE OF _____ :

:

COUNTY OF _____ :

:

THE FOREGOING INSTRUMENT was acknowledged before me this ____ day of _____, 20____ by _____, who ____ is personally known to me or ____ has produced _____ as identification and did not take an oath. [Notary, check appropriate blank; and, if obtaining identification, fill in appropriate identification number.]

My Commission Expires:

Notary Public

(Printed Name of Notary)

(Serial Number, if any)

This form complies with
Section 255.05, Florida Statutes

CERTIFICATE AND AFFIDAVIT FOR SURETY BOND INSURER

TO: TAMPA HILLSBOROUGH COUNTY EXPRESSWAY AUTHORITY (THEA)

RE: _____

PROPOSER:

Name: _____

Address: _____

Telephone: _____

AMOUNT OF BOND: _____

SURETY BOND INSURER:

Name: _____

Address: _____

Telephone: _____

Before me, the undersigned authority, personally appeared, _____ on this _____ day of _____ 20____ who hereby certifies that, the insurer named above:

1. Is licensed to do business in the State of Florida;
2. Holds a certificate of authority authorizing it to write surety bonds in Florida;
3. Has twice the minimum surplus and capital required by the Florida Insurance Code at the time the invitation to bid is issued;
4. Is otherwise in compliance with the provisions of the Florida Insurance Code; and,
5. Holds a currently valid certificate of authority issued by the United States Department of the Treasury under Section 9304 to 9308 of Title 31 of the United States Code.

Signature of Officer of Surety Insurer

STATE OF _____ :

:

COUNTY OF _____ :

THE FOREGOING INSTRUMENT was sworn to, subscribed and acknowledged before me this _____ day of _____, 20____ by _____, who _____ is personally known to me or _____ has produced _____ as identification and did take an oath.

[Notary, check appropriate blank; and, if obtaining identification, fill in appropriate identification number.]

Notary Public

Printed Name of Notary

My Commission Expires:

(Serial Number, if any)

CERTIFICATION REGARDING SCRUTINIZED COMPANIES LISTS

This certification is required pursuant to Florida Statute, Section 287.135.

By executing this form and each and every renewal hereof (if renewal is separately provided for herein), pursuant to section 287.135, Florida Statutes, Consultant certifies, represents, and warrants that: (a) it is not on the Scrutinized Companies with Activities in Sudan List, (b) it is not on the Scrutinized Companies with Activities in the Iran Petroleum Energy Sector List, (c) it is not on the Scrutinized Companies with Activities in Iran Terrorism Sectors List, (d) that it does not have Business operations or is engaged in business in Cuba or Syria, and (e) that it is not engaged or engaging in a Boycott of Israel, and that all such certifications were true at the time it submitted its bid or proposal for this Agreement, as of the Effective Date of this Agreement, and as of the effective date of any renewal of this Agreement. Notwithstanding anything contained in this Agreement to the contrary, the Authority may terminate this Agreement immediately for cause if: (1) Consultant is found to have submitted a false certification regarding (a) – (e) above in accordance with section 287.135(5), Florida Statutes, (2) Consultant is found to have been placed on the Scrutinized Companies with Activities in Sudan List or the Scrutinized Companies with Activities in the Iran Petroleum Energy Sector List, or is or has been engaged in Business operations in Cuba or Syria or a Boycott of Israel, or (3) Consultant is found to have been placed on a list created pursuant to section 215.473, Florida Statutes, relating to scrutinized active business operations in Iran. Such termination shall be in addition to any and all remedies available to the Authority at law or in equity. The terms “Boycott of Israel” and “Business operations” used in this section are defined as in Section 287.135, Florida Statutes. The Lists referred to in this section are those Lists in and maintained pursuant to section 287.135, Florida Statutes.

Firm: _____

Firm FID or EIN: _____

Address: _____

City: _____ State: _____ Zip: _____

I hereby warrant that I am duly authorized to sign and bind on behalf of the company listed above as the “Firm”.

I hereby certify and affirm that the company listed above as the “Firm” certifies, represents, and warrants that: (a) it is not on the Scrutinized Companies with Activities in Sudan List, (b) it is not on the Scrutinized Companies with Activities in the Iran Petroleum Energy Sector List, (c) it is not on the Scrutinized Companies with Activities in Iran Terrorism Sectors List, (d) that it does not have Business operations or is engaged in business in Cuba or Syria, and (e) that it is not engaged or engaging in a Boycott of Israel, and that all such certifications were true at the time it submitted its bid or proposal for this Agreement, as of the Effective Date of this Agreement, and as of the effective date of any renewal of this Agreement. I understand pursuant to Florida Statute, Section 287.135, the submission of a false certification may subject the Respondent/Bidder to civil penalties, attorney’s fees and/or costs.

Firm:

By: _____
(Authorized Signature)

(Printed Name of Signer)

(Title of Signer)

(Date Signed)

COMPANY NAME	
PROJECT NAME	
PROJECT NUMBER	
BID DATE	

BID QUANTITIES						
REF #	BID ITEM #	ITEM DESCRIPTION	QUANTITY	UNIT	UNIT PRICE (\$)	BID AMOUNT (\$)
1	101 - 1	MOBILIZATION	1	LS		\$ -
2	102 -1	MAINTENANCE OF TRAFFIC	1	LS		\$ -
3	0104-10-3	SEDIMENT BARRIER	4,600	LF		\$ -
4	0104-18	INLET PROTECTION SYSTEM	108	EA		\$ -
5	0110-1-1	CLEARING AND GRUBBING	7.6	AC		\$ -
6	0120-1	REGULAR EXCAVATION	5225	CY		\$ -
7	0120-6	EMBANKMENT	23645	CY		\$ -
8	0121-70-2	FLOWABLE FILL, MAINTENANCE	5	CY		\$ -
9	0145-1	GEOSYNTHETIC REINFORCED SOIL SLOPE	80	SY		\$ -
10	0524-1-1	CONCRETE DITCH PAVT, NR, 3"	880	SY		\$ -
11	0530-3-4	RIPRAP, RUBBLE, F&I, DITCH LINING	5	TN		\$ -
12	0550-10-228	FENCING, TYPE B, 5.1-6.0, RESET EXISTING	200	LF		\$ -
13	0570-1-1	PERFORMANCE TURF	14,470	SY		\$ -
14	0571-1-11	PLASTIC EROSION MAT, TRM, TYPE 1	8,937	SY		\$ -
15	0705-10-2	OBJECT MARKER, TYPE 2	22	EA		\$ -
16	E120-10-1	CLEAN AND RESHAPE DITCH (SPREAD)	2000	LF		\$ -
17	E120-10-2	CLEAN AND RESHAPE DITCH (HAUL)	2000	LF		\$ -
18	E580-332-20	TREE REMOVAL (LESS THAN 4")	12	EA		\$ -
TOTAL BID AMOUNT						\$ -

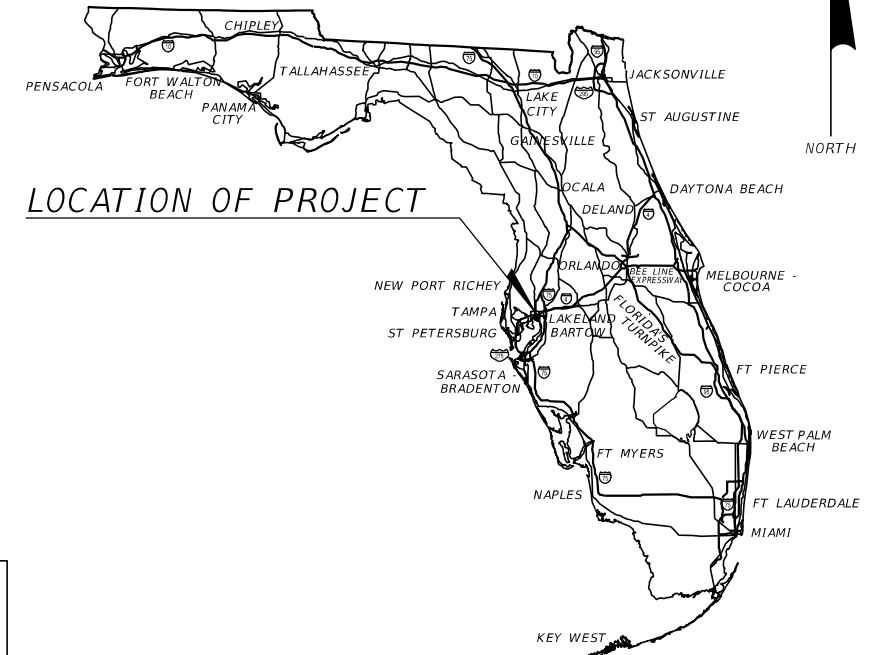
CONTRACT PLANS COMPONENTS
ROADWAY

**TAMPA HILLSBOROUGH
EXPRESSWAY AUTHORITY**

CONTRACT PLANS

THEA PROJECT ID O-00619D

HILLSBOROUGH COUNTY (10020)
SELMON EXPRESSWAY / STATE ROAD NO. 618
FROM 22ND ST. TO FAULKENBURG RD.



LOCATION OF PROJECT

INDEX OF ROADWAY PLANS

SHEET NO.	SHEET DESCRIPTION
1	KEY SHEET
2	SIGNATURE SHEET
3	SUMMARY OF PAY ITEMS
4-12	TYPICAL SECTIONS
13-22	PROJECT LAYOUT
23	GENERAL NOTES
24-39	PLANS
40	POND DETAIL SHEET
41-42	SWPPP
43-58	EROSION CONTROL
59	TEMPORARY TRAFFIC CONTROL PLAN

PROJECT LOCATION URL: <https://tinyurl.com/9ysa28xz>

PROJECT LIMITS: BEGIN MP 1.704 - END MP 8.491

EXCEPTIONS: NONE

BRIDGE LIMITS: NONE

RAILROAD CROSSINGS: NONE

**ROADWAY PLANS
ENGINEER OF RECORD:**

TARA K.M. SPIELER, P.E.
P.E. LICENSE NUMBER: 55333
KISINGER CAMPO AND ASSOCIATES CORP.
CONSULTING ENGINEERS & PLANNERS
201 N. FRANKLIN ST., SUITE 900
TAMPA, FL 33602
PHONE: (813)-871-5331
CONTRACT NO.: O-00619D
VENDOR NO.: F59-1677145

THEA PROJECT MANAGER:

BRIAN McELROY

GOVERNING STANDARD PLANS:

Florida Department of Transportation, FY2024-25 Standard Plans for Road and Bridge Construction and applicable Interim Revisions (IRs).


Standard Plans for Road Construction and associated IRs are available at the following website: <http://www.fdot.gov/design/standardplans>

APPLICABLE IRs: IR - N/A

GOVERNING STANDARD SPECIFICATIONS:

Florida Department of Transportation, 2024-2025 Standard Specifications for Road and Bridge Construction at the following website: <http://www.fdot.gov/programmanagement/Implemented/SpecBooks>

CONSTRUCTION CONTRACT NO.	FISCAL YEAR	SHEET NO.
O-00619D	25	1



THIS ITEM HAS BEEN DIGITALLY
SIGNED AND SEALED BY:


ON THE DATE ADJACENT TO THE SEAL

PRINTED COPIES OF THIS DOCUMENT ARE
NOT CONSIDERED SIGNED AND SEALED.
THE SIGNATURE MUST BE VERIFIED
ON ANY ELECTRONIC COPIES.

KISINGER CAMPO & ASSOCIATES, CORP
201 N. FRANKLIN STREET, SUITE 900
TAMPA, FL 33602
TARA K.M. SPIELER, P.E. NO. 55333

THE ABOVE NAMED PROFESSIONAL ENGINEER SHALL BE RESPONSIBLE FOR
THE FOLLOWING SHEETS IN ACCORDANCE WITH RULE 61G15-23.004, F.A.C.

<u>SHEET NO.</u>	<u>SHEET DESCRIPTION</u>
1	KEY SHEET
2	SIGNATURE SHEET
3	SUMMARY OF PAY ITEMS
4-12	TYPICAL SECTIONS
23	GENERAL NOTES
24-39	PLANS
40	POND DETAIL SHEET
41-42	SWPPP
43-58	EROSION CONTROL



THIS ITEM HAS BEEN DIGITALLY
SIGNED AND SEALED BY:

ON THE DATE ADJACENT TO THE SEAL

PRINTED COPIES OF THIS DOCUMENT ARE
NOT CONSIDERED SIGNED AND SEALED.
THE SIGNATURE MUST BE VERIFIED
ON ANY ELECTRONIC COPIES.

KISINGER CAMPO & ASSOCIATES, CORP
201 N. FRANKLIN STREET, SUITE 900
TAMPA, FL 33602
BRANAN R. ANDERSON, P.E. NO. 78438

THE ABOVE NAMED PROFESSIONAL ENGINEER SHALL BE RESPONSIBLE FOR
THE FOLLOWING SHEETS IN ACCORDANCE WITH RULE 61G15-23.004, F.A.C.

<u>SHEET NO.</u>	<u>SHEET DESCRIPTION</u>
2	SIGNATURE SHEET
59	TEMPORARY TRAFFIC CONTROL PLAN

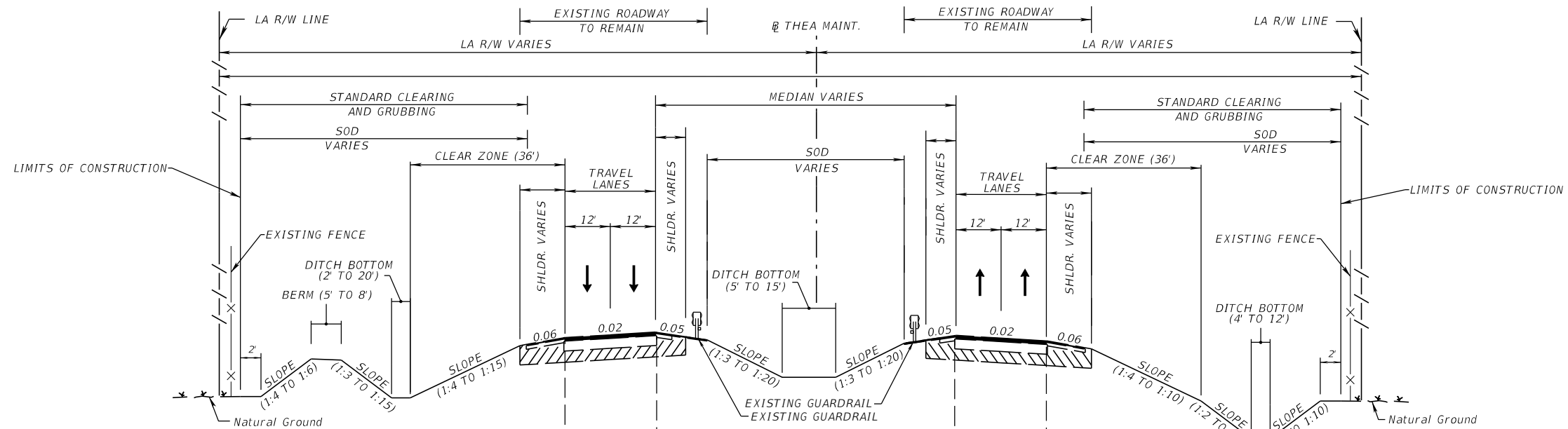
REVISIONS				Kisinger Campo & Associates Corp. 201 N. Franklin Street, Suite 900 Tampa, Florida 33602 Engineer of Record: Tara K.M. Spielers, P.E. P.E. No.: 55333	TAMPA HILLSBOROUGH EXPRESSWAY AUTHORITY			SHEET NO. 2
DATE	DESCRIPTION	DATE	DESCRIPTION		ROAD NO.	COUNTY	THEA PROJECT ID	
					SR 618	HILLSBOROUGH	O-00619D	

SIGNATURE SHEET

SUMMARY OF PAY ITEMS

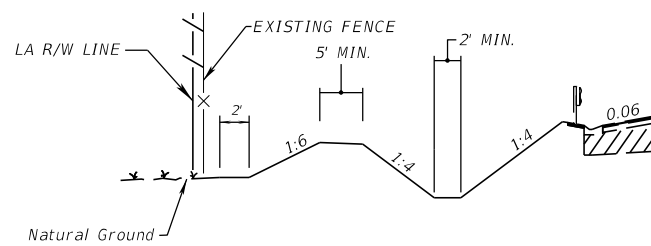
PAY ITEM NO.	DESCRIPTION	UNIT	GRAND TOTAL	
			PLAN	FINAL
101-1	MOBILIZATION	LS	1	
102-1	MAINTENANCE OF TRAFFIC	LS	1	
104-10-3	SEDIMENT BARRIER	LF	4600	
104-18	INLET PROTECTION SYSTEM	EA	108	
110-1-1	CLEARING AND GRUBBING	AC	7.6	
120-1	REGULAR EXCAVATION	CY	5225	
120-6	EMBANKMENT	CY	23645	
121-70-2	FLOWABLE FILL, MAINTENANCE CONTRACTS ONLY	CY	5	
145-1	GEOSYNTHETIC REINFORCED SOIL SLOPE	SY	80	
524-1-1	CONCRETE DITCH PAVEMENT, NON REINFORCED, 3"	SY	880	
530-3-4	RIPRAP, RUBBLE, F&I, DITCH LINING	TN	5	
550-10-228	FENCING, TYPE B, 5.1-6.0, RESET EXISTING	LF	200	
570-1-1	PERFORMANCE TURF	SY	14470	
571-1-11	PLASTIC EROSION MAT, TURF REINFORCED MAT, TYPE 1	SY	8937	
705-10-2	OBJECT MARKER, TYPE 2	EA	22	
E120-10-1	CLEAN AND RESHAPE DITCH (SPREAD)	LF	2000	
E120-10-2	CLEAN AND RESHAPE DITCH (HAUL)	LF	2000	
E580-332-20	TREE REMOVAL (LESS THAN 4")	EA	12	

REVISIONS				Kisinger Campo & Associates Corp. 201 N. Franklin Street, Suite 900 Tampa, Florida 33602 Engineer of Record: Tara K.M. Spieler, P.E. P.E. No.: 55333	TAMPA HILLSBOROUGH EXPRESSWAY AUTHORITY			SUMMARY OF PAY ITEMS	SHEET NO.
DATE	DESCRIPTION	DATE	DESCRIPTION		ROAD NO.	COUNTY	THEA PROJECT ID		3
					SR 618	HILLSBOROUGH	O-00619D		



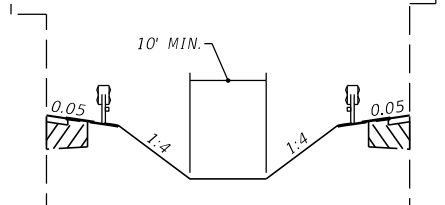
**THEA SELMON EXPRESSWAY
TYPICAL SECTION**

STA. 658+00.00 TO STA. 1017+00.00 @ THEA MAINT.



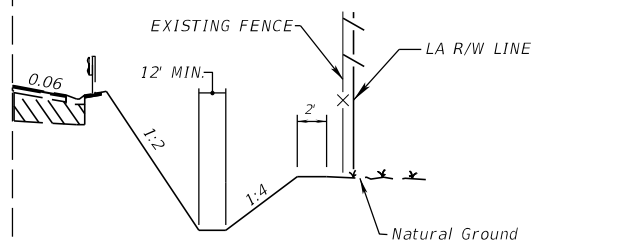
STATION LIMITS

STA. 734+00.00 TO STA. 738+00.00 @ THEA MAINT. (LT.)



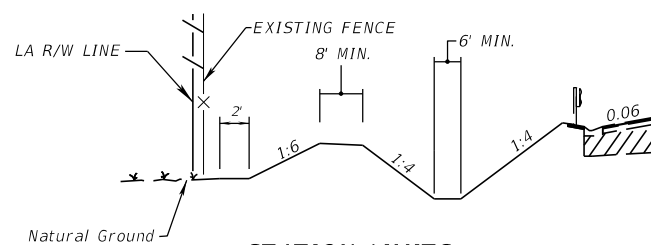
STATION LIMITS

STA. 725+00.00 TO STA. 733+00.00 @ THEA MAINT.



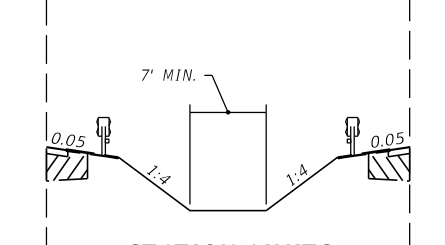
STATION LIMITS

STA. 728+00.00 TO STA. 730+00.00 @ THEA MAINT. (RT.)



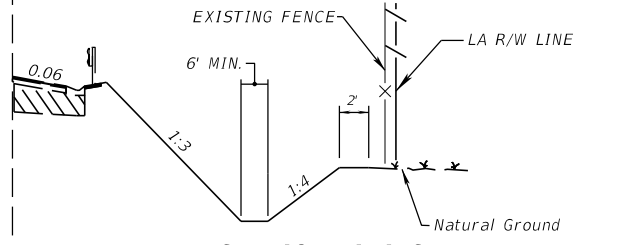
STATION LIMITS

STA. 738+00.00 TO STA. 741+00.00 @ THEA MAINT. (LT.)



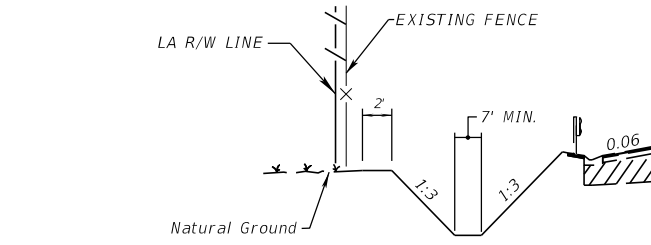
STATION LIMITS

STA. 733+00.00 TO STA. 748+00.00 @ THEA MAINT.
STA. 826+00.00 TO STA. 835+00.00 @ THEA MAINT.



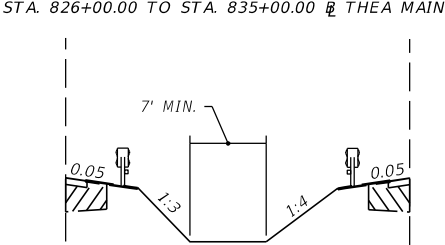
STATION LIMITS

STA. 730+00.00 TO STA. 731+00.00 @ THEA MAINT. (RT.)
STA. 913+00.00 TO STA. 923+00.00 @ THEA MAINT. (RT.)



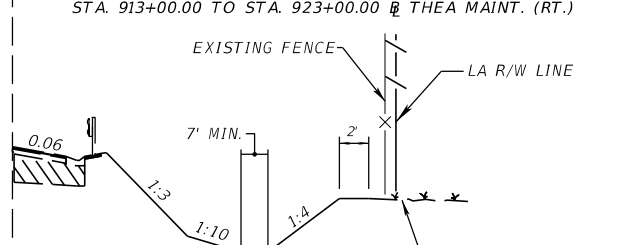
STATION LIMITS

STA. 741+00.00 TO STA. 745+00.00 @ THEA MAINT. (LT.)



STATION LIMITS

STA. 748+00.00 TO STA. 770+00.00 @ THEA MAINT.



STATION LIMITS

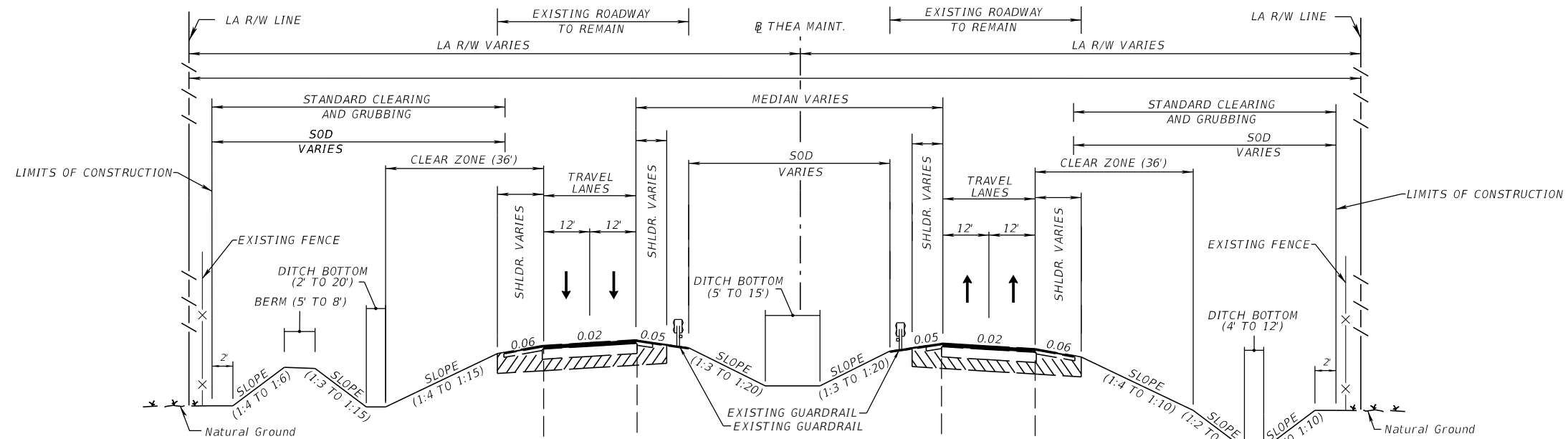
STA. 731+00.00 TO STA. 733+00.00 @ THEA MAINT. (RT.)

NOTE:
1. THE TYPICAL SECTIONS SERVE AS A GUIDE TO ILLUSTRATE THE CURRENT DRAINAGE CONDITIONS BASED ON LIMITED INFORMATION AVAILABLE. THE SECTIONS HIGHLIGHT AREAS THAT MAY REQUIRE RESTORATION OF FRONT SLOPES, DITCH BOTTOM ELEVATIONS AND WIDTHS, AND BACK SLOPES IN ORDER TO PRESERVE THE EXISTING DRAINAGE PATTERNS.

REVISIONS				Kisinger Campo & Associates Corp. 201 N. Franklin Street, Suite 900 Tampa, Florida 33602 Engineer of Record: Tara K.M. Spieler, P.E. P.E. No.: 55333	TAMPA HILLSBOROUGH EXPRESSWAY AUTHORITY			SHEET NO. 4
DATE	DESCRIPTION	DATE	DESCRIPTION		ROAD NO.	COUNTY	THEA PROJECT ID	
					SR 618	HILLSBOROUGH	O-00619D	

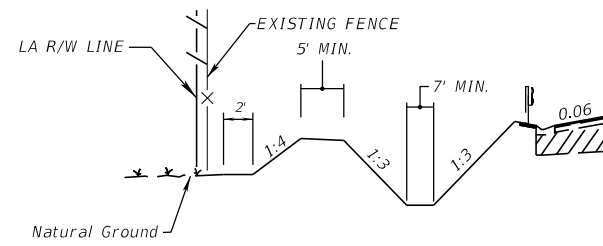
TYPICAL SECTIONS (1)

THE OFFICIAL RECORD OF THIS SHEET IS THE ELECTRONIC FILE DIGITALLY SIGNED AND SEALED UNDER RULE 61G15-23.004, F.A.C.



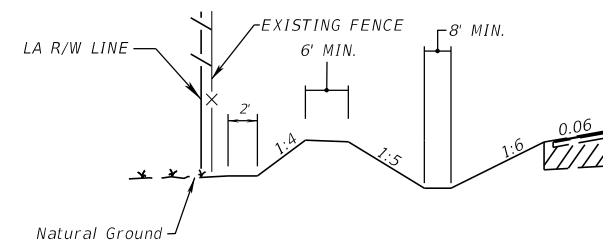
**THEA SELMON EXPRESSWAY
TYPICAL SECTION**

STA. 658+00.00 TO STA. 1017+00.00 @ THEA MAINT.



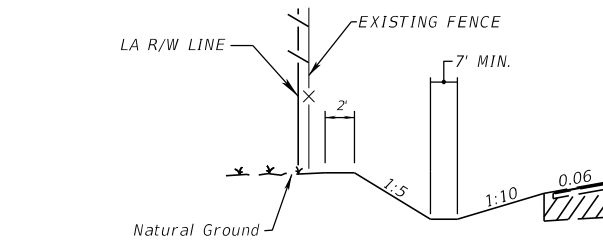
STATION LIMITS

STA. 745+00.00 TO STA. 747+00.00 @ THEA MAINT. (LT.)



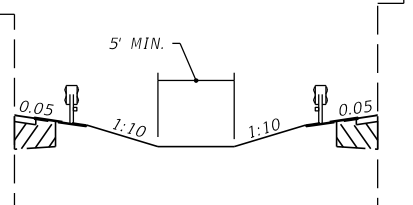
STATION LIMITS

STA. 747+00.00 TO STA. 751+00.00 @ THEA MAINT. (LT.)



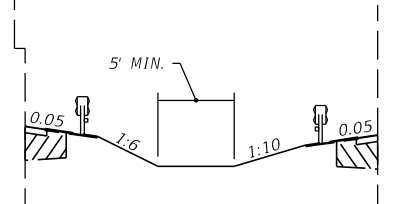
STATION LIMITS

STA. 751+00.00 TO STA. 753+00.00 @ THEA MAINT. (LT.)
STA. 761+00.00 TO STA. 763+00.00 @ THEA MAINT. (LT.)



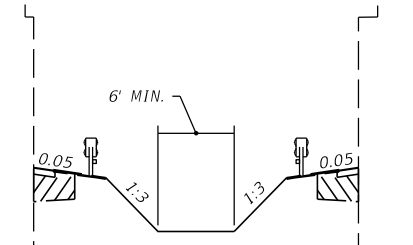
STATION LIMITS

STA. 773+00.00 TO STA. 775+00.00 @ THEA MAINT.
STA. 846+00.00 TO STA. 850+00.00 @ THEA MAINT.



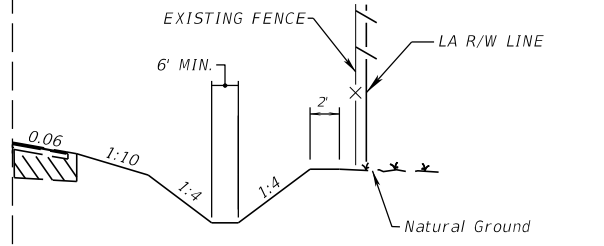
STATION LIMITS

STA. 775+00.00 TO STA. 784+00.00 @ THEA MAINT.



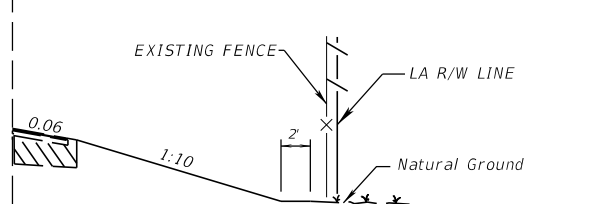
STATION LIMITS

STA. 787+00.00 TO STA. 823+00.00 @ THEA MAINT.



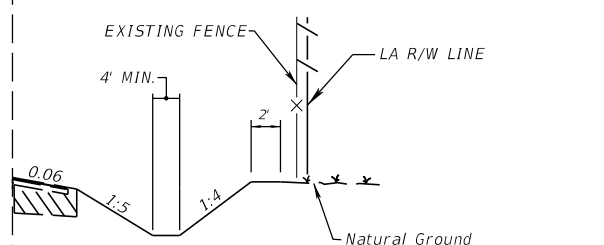
STATION LIMITS

STA. 733+00.00 TO STA. 737+00.00 @ THEA MAINT. (RT.)



STATION LIMITS

STA. 737+00.00 TO STA. 745+00.00 @ THEA MAINT. (RT.)



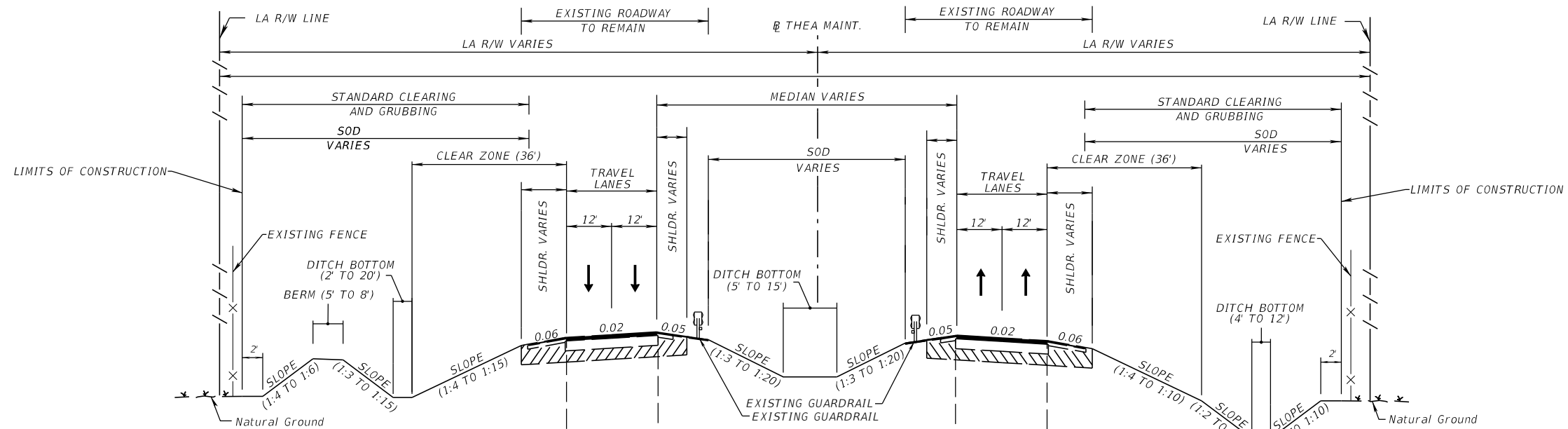
STATION LIMITS

STA. 754+00.00 TO STA. 757+00.00 @ THEA MAINT. (RT.)
STA. 853+00.00 TO STA. 860+00.00 @ THEA MAINT. (RT.)
STA. 909+00.00 TO STA. 911+00.00 @ THEA MAINT. (RT.)

NOTE:
1. THE TYPICAL SECTIONS SERVE AS A GUIDE TO ILLUSTRATE THE CURRENT DRAINAGE CONDITIONS BASED ON LIMITED INFORMATION AVAILABLE. THE SECTIONS HIGHLIGHT AREAS THAT MAY REQUIRE RESTORATION OF FRONT SLOPES, DITCH BOTTOM ELEVATIONS AND WIDTHS, AND BACK SLOPES IN ORDER TO PRESERVE THE EXISTING DRAINAGE PATTERNS.

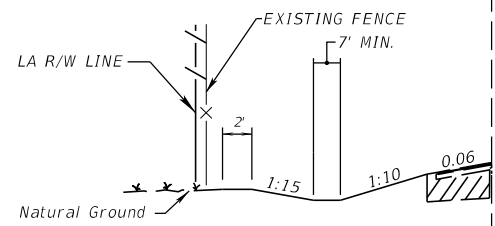
REVISIONS				Kisinger Campo & Associates Corp. 201 N. Franklin Street, Suite 900 Tampa, Florida 33602 Engineer of Record: Tara K.M. Spieler, P.E. P.E. No.: 55333	TAMPA HILLSBOROUGH EXPRESSWAY AUTHORITY			SHEET NO. 5
DATE	DESCRIPTION	DATE	DESCRIPTION		ROAD NO.	COUNTY	THEA PROJECT ID	
					SR 618	HILLSBOROUGH	O-00619D	

THE OFFICIAL RECORD OF THIS SHEET IS THE ELECTRONIC FILE DIGITALLY SIGNED AND SEALED UNDER RULE 61G15-23.004, F.A.C.



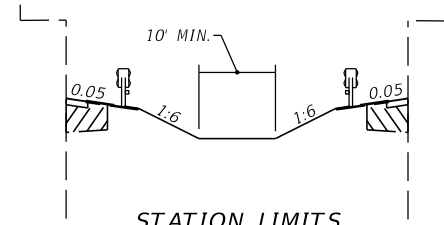
**THEA SELMON EXPRESSWAY
TYPICAL SECTION**

STA. 658+00.00 TO STA. 1017+00.00 @ THEA MAINT.



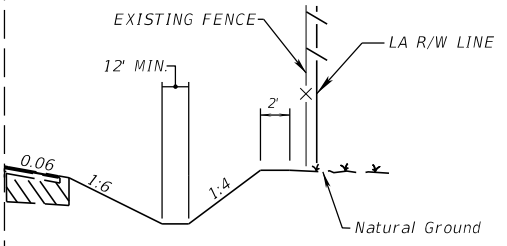
STATION LIMITS

STA. 753+00.00 TO STA. 761+00.00 @ THEA MAINT. (LT.)



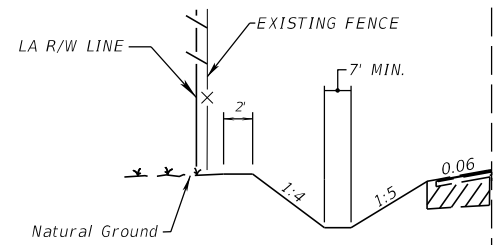
STATION LIMITS

STA. 836+00.00 TO STA. 837+00.00 @ THEA MAINT.



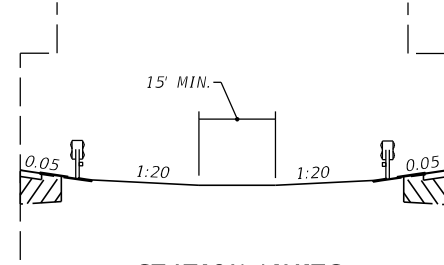
STATION LIMITS

STA. 800+00.00 TO STA. 801+00.00 @ THEA MAINT. (RT.)
STA. 976+00.00 TO STA. 983+00.00 @ THEA MAINT. (RT.)
STA. 989+00.00 TO STA. 1010+00.00 @ THEA MAINT. (RT.)



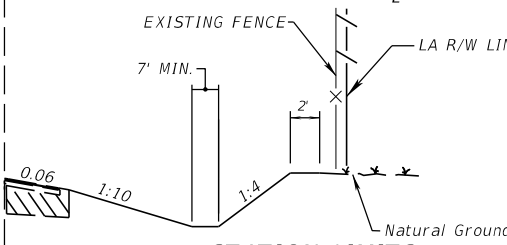
STATION LIMITS

STA. 763+00.00 TO STA. 770+00.00 @ THEA MAINT. (LT.)
STA. 946+00.00 TO STA. 954+00.00 @ THEA MAINT. (LT.)



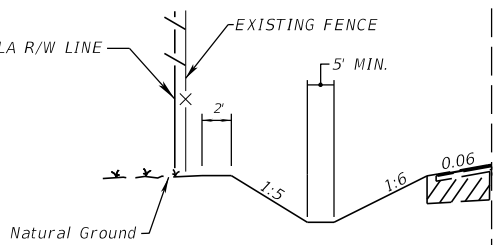
STATION LIMITS

STA. 837+00.00 TO STA. 846+00.00 @ THEA MAINT.



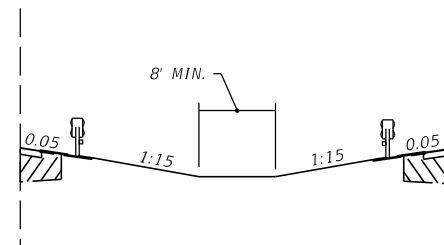
STATION LIMITS

STA. 801+00.00 TO STA. 813+00.00 @ THEA MAINT. (RT.)
STA. 972+00.00 TO STA. 974+00.00 @ THEA MAINT. (RT.)



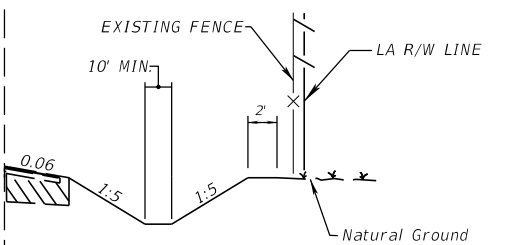
STATION LIMITS

STA. 800+00.00 TO STA. 816+00.00 @ THEA MAINT. (LT.)
STA. 960+00.00 TO STA. 972+00.00 @ THEA MAINT. (LT.)
STA. 975+00.00 TO STA. 979+00.00 @ THEA MAINT. (LT.)
STA. 983+00.00 TO STA. 990+00.00 @ THEA MAINT. (LT.)



STATION LIMITS

STA. 850+00.00 TO STA. 853+00.00 @ THEA MAINT.



STATION LIMITS

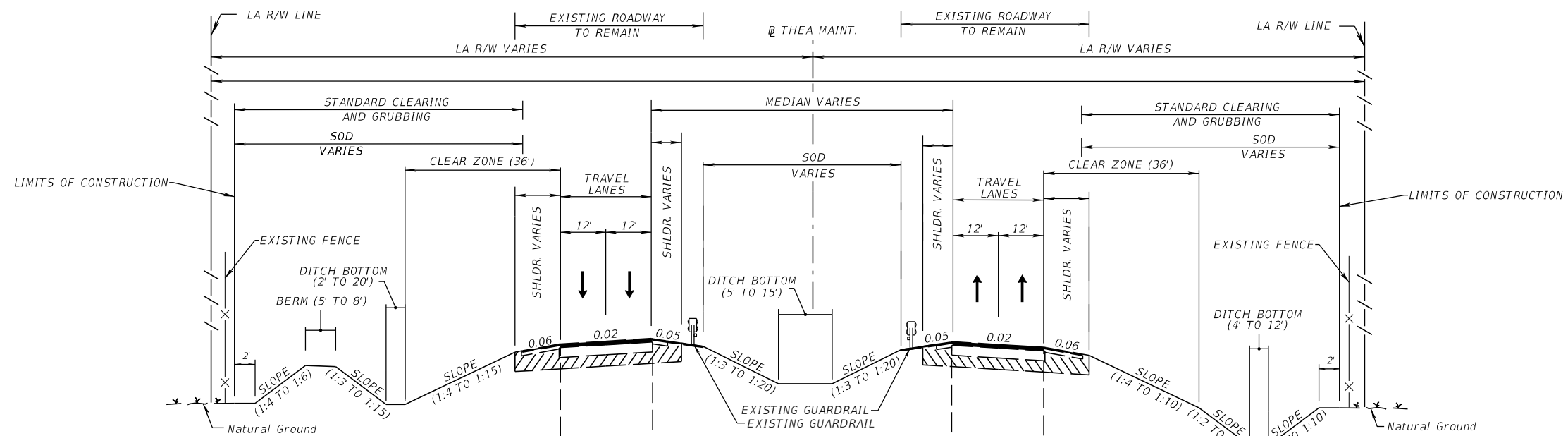
STA. 813+00.00 TO STA. 815+00.00 @ THEA MAINT. (RT.)

NOTE:
1. THE TYPICAL SECTIONS SERVE AS A GUIDE TO ILLUSTRATE THE CURRENT DRAINAGE CONDITIONS BASED ON LIMITED INFORMATION AVAILABLE. THE SECTIONS HIGHLIGHT AREAS THAT MAY REQUIRE RESTORATION OF FRONT SLOPES, DITCH BOTTOM ELEVATIONS AND WIDTHS, AND BACK SLOPES IN ORDER TO PRESERVE THE EXISTING DRAINAGE PATTERNS.

REVISIONS				Kisinger Campo & Associates Corp. 201 N. Franklin Street, Suite 900 Tampa, Florida 33602 Engineer of Record: Tara K.M. Spieler, P.E. P.E. No.: 55333	TAMPA HILLSBOROUGH EXPRESSWAY AUTHORITY			SHEET NO. 6
DATE	DESCRIPTION	DATE	DESCRIPTION		ROAD NO.	COUNTY	THEA PROJECT ID	
					SR 618	HILLSBOROUGH	O-00619D	

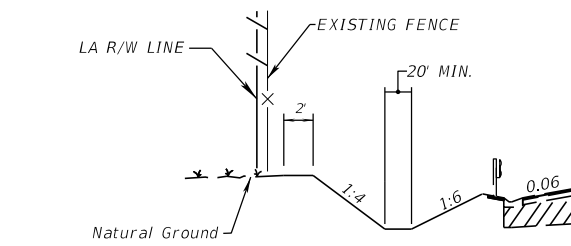
TYPICAL SECTIONS (3)

THE OFFICIAL RECORD OF THIS SHEET IS THE ELECTRONIC FILE DIGITALLY SIGNED AND SEALED UNDER RULE 61G15-23.004, F.A.C.



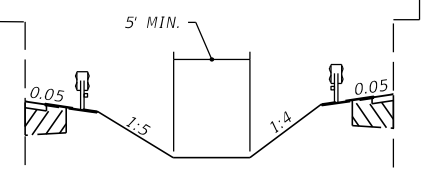
**THEA SELMON EXPRESSWAY
TYPICAL SECTION**

STA. 658+00.00 TO STA. 1017+00.00 THEA MAINT.



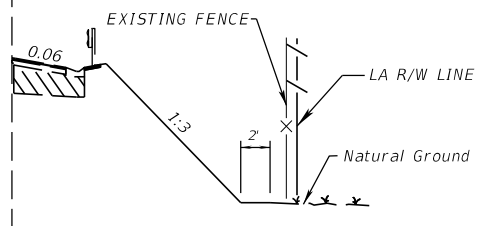
STATION LIMITS

STA. 847+00.00 TO STA. 851+00.00 THEA MAINT. (LT.)



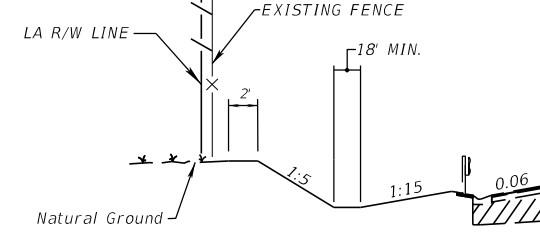
STATION LIMITS

STA. 853+00.00 TO STA. 863+00.00 THEA MAINT.



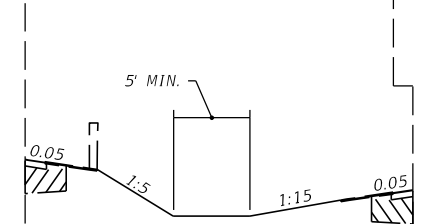
STATION LIMITS

STA. 815+00.00 TO STA. 818+00.00 THEA MAINT. (RT.)



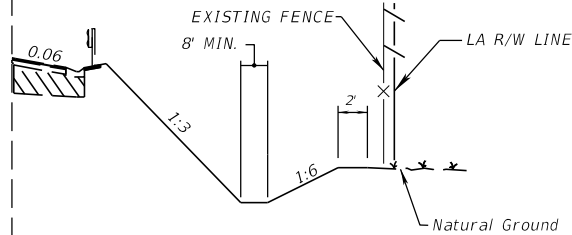
STATION LIMITS

STA. 853+00.00 TO STA. 856+00.00 THEA MAINT. (LT.)



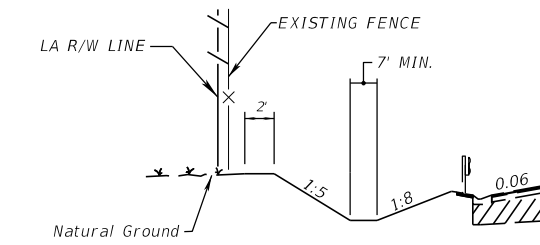
STATION LIMITS

STA. 903+00.00 TO STA. 906+00.00 THEA MAINT.



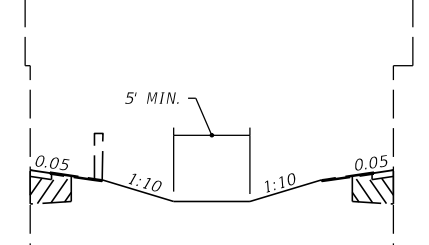
STATION LIMITS

STA. 828+00.00 TO STA. 832+00.00 THEA MAINT. (RT.)
STA. 911+00.00 TO STA. 913+00.00 THEA MAINT. (RT.)



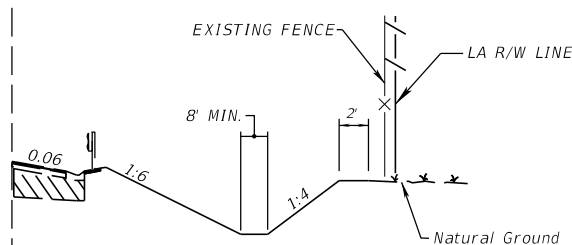
STATION LIMITS

STA. 856+00.00 TO STA. 862+00.00 THEA MAINT. (LT.)
STA. 990+00.00 TO STA. 1014+00.00 THEA MAINT. (LT.)



STATION LIMITS

STA. 906+00.00 TO STA. 912+00.00 THEA MAINT.
STA. 925+00.00 TO STA. 942+00.00 THEA MAINT.
STA. 976+00.00 TO STA. 981+00.00 THEA MAINT.



STATION LIMITS

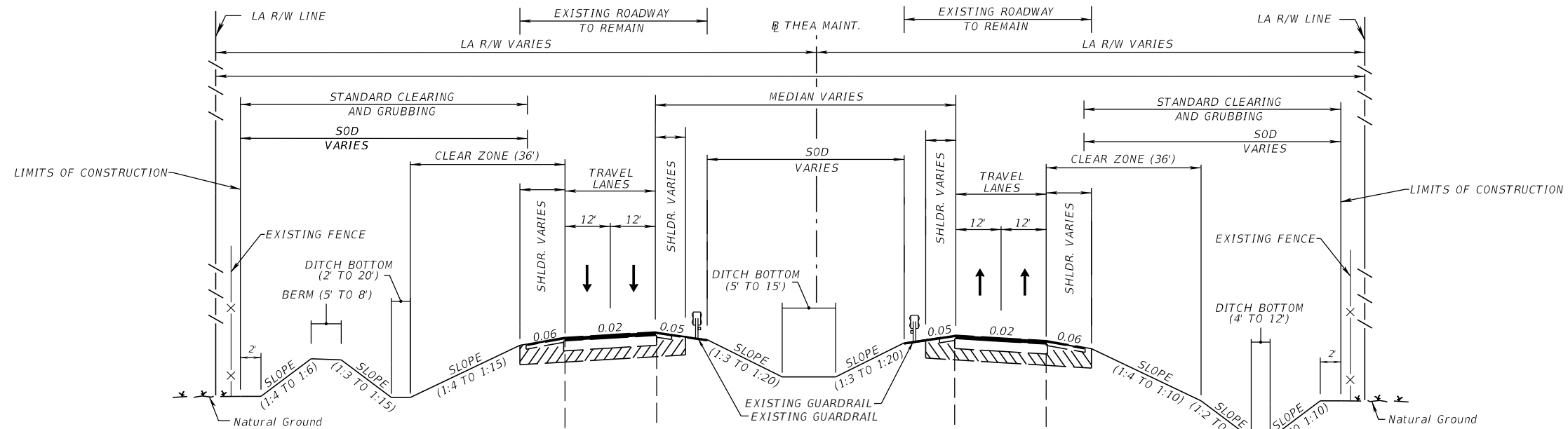
STA. 832+00.00 TO STA. 837+00.00 THEA MAINT. (RT.)

NOTE:
1. THE TYPICAL SECTIONS SERVE AS A GUIDE TO ILLUSTRATE THE CURRENT DRAINAGE CONDITIONS BASED ON LIMITED INFORMATION AVAILABLE. THE SECTIONS HIGHLIGHT AREAS THAT MAY REQUIRE RESTORATION OF FRONT SLOPES, DITCH BOTTOM ELEVATIONS AND WIDTHS, AND BACK SLOPES IN ORDER TO PRESERVE THE EXISTING DRAINAGE PATTERNS.

REVISIONS				Kisinger Campo & Associates Corp. 201 N. Franklin Street, Suite 900 Tampa, Florida 33602 Engineer of Record: Tara K.M. Spieler, P.E. P.E. No.: 55333	TAMPA HILLSBOROUGH EXPRESSWAY AUTHORITY			SHEET NO. 7
DATE	DESCRIPTION	DATE	DESCRIPTION		ROAD NO.	COUNTY	THEA PROJECT ID	
					SR 618	HILLSBOROUGH	O-00619D	

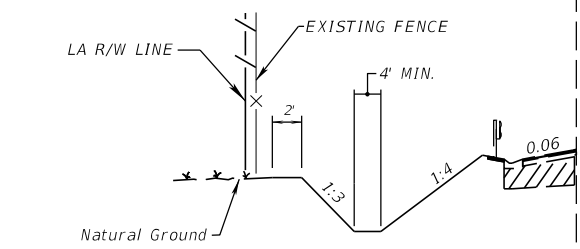
TYPICAL SECTIONS (4)

THE OFFICIAL RECORD OF THIS SHEET IS THE ELECTRONIC FILE DIGITALLY SIGNED AND SEALED UNDER RULE 61G15-23.004, F.A.C.



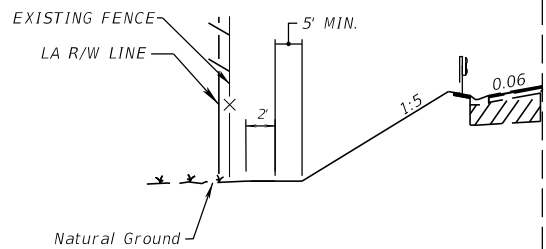
**THEA SELMON EXPRESSWAY
TYPICAL SECTION**

STA. 658+00.00 TO STA. 1017+00.00 @ THEA MAINT.



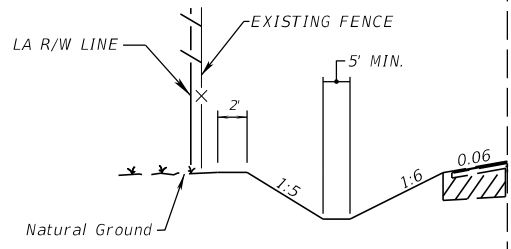
STATION LIMITS

STA. 935+00.00 TO STA. 938+00.00 @ THEA MAINT. (LT.)



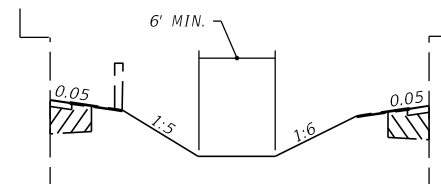
STATION LIMITS

STA. 938+00.00 TO STA. 946+00.00 @ THEA MAINT. (LT.)



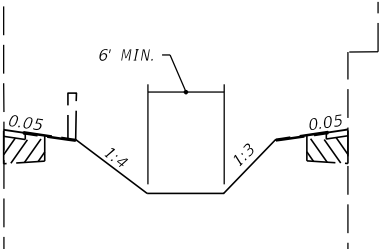
STATION LIMITS

STA. 979+00.00 TO STA. 983+00.00 @ THEA MAINT. (LT.)



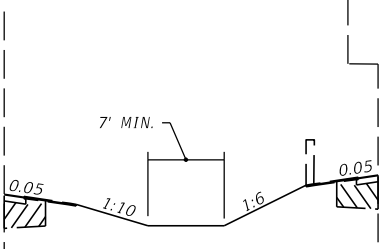
STATION LIMITS

STA. 942+00.00 TO STA. 946+00.00 @ THEA MAINT.
STA. 969+00.00 TO STA. 973+00.00 @ THEA MAINT.



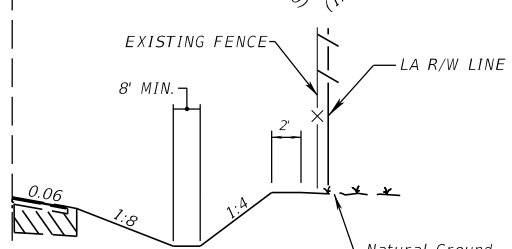
STATION LIMITS

STA. 946+00.00 TO STA. 950+00.00 @ THEA MAINT.



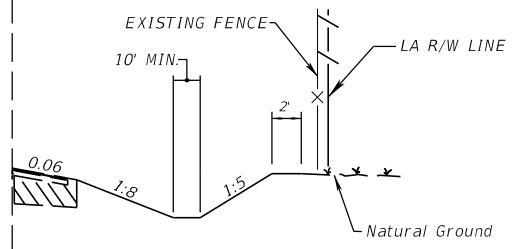
STATION LIMITS

STA. 950+00.00 TO STA. 957+00.00 @ THEA MAINT.



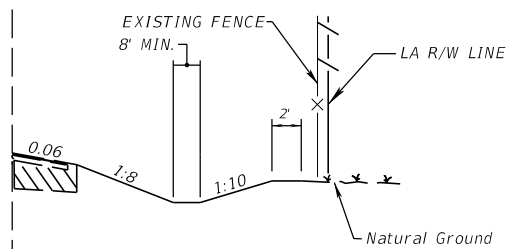
STATION LIMITS

STA. 837+00.00 TO STA. 853+00.00 @ THEA MAINT. (RT.)
STA. 894+00.00 TO STA. 898+00.00 @ THEA MAINT. (RT.)



STATION LIMITS

STA. 860+00.00 TO STA. 861+00.00 @ THEA MAINT. (RT.)



STATION LIMITS

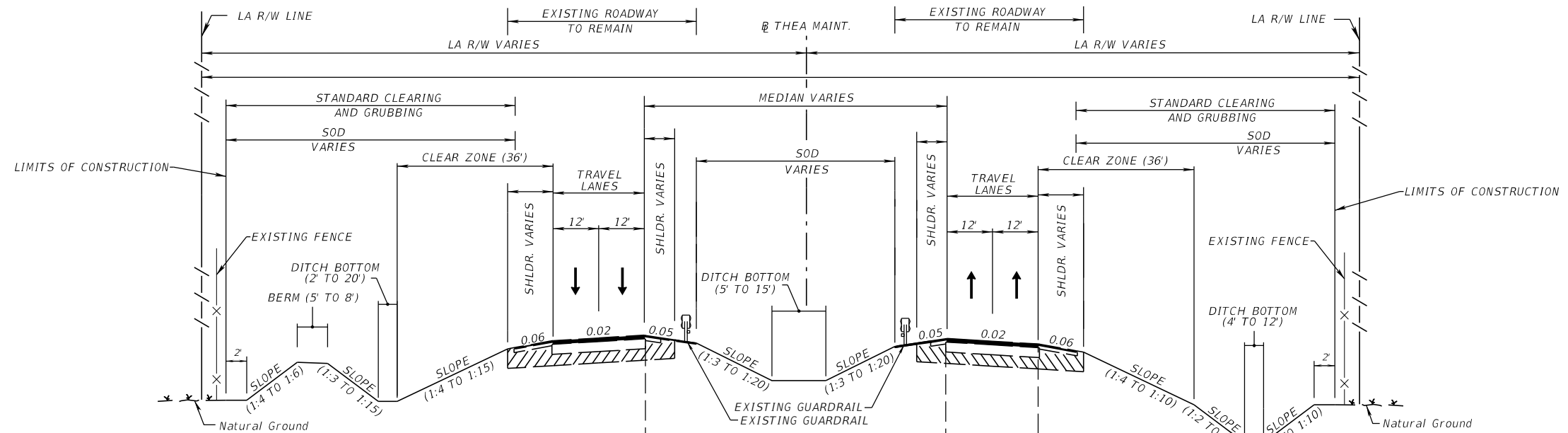
STA. 887+00.00 TO STA. 894+00.00 @ THEA MAINT. (RT.)

NOTE:
1. THE TYPICAL SECTIONS SERVE AS A GUIDE TO ILLUSTRATE THE CURRENT DRAINAGE CONDITIONS BASED ON LIMITED INFORMATION AVAILABLE. THE SECTIONS HIGHLIGHT AREAS THAT MAY REQUIRE RESTORATION OF FRONT SLOPES, DITCH BOTTOM ELEVATIONS AND WIDTHS, AND BACK SLOPES IN ORDER TO PRESERVE THE EXISTING DRAINAGE PATTERNS.

REVISIONS				Kisinger Campo & Associates Corp. 201 N. Franklin Street, Suite 900 Tampa, Florida 33602 Engineer of Record: Tara K.M. Spieler, P.E. P.E. No.: 55333	TAMPA HILLSBOROUGH EXPRESSWAY AUTHORITY			SHEET NO. 8
DATE	DESCRIPTION	DATE	DESCRIPTION		ROAD NO.	COUNTY	THEA PROJECT ID	
					SR 618	HILLSBOROUGH	O-00619D	

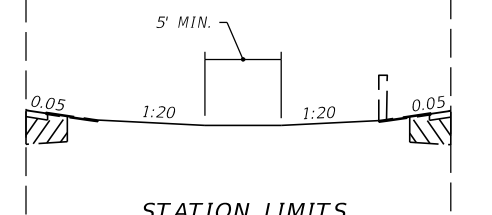
TYPICAL SECTIONS (5)

THE OFFICIAL RECORD OF THIS SHEET IS THE ELECTRONIC FILE DIGITALLY SIGNED AND SEALED UNDER RULE 61G15-23.004, F.A.C.

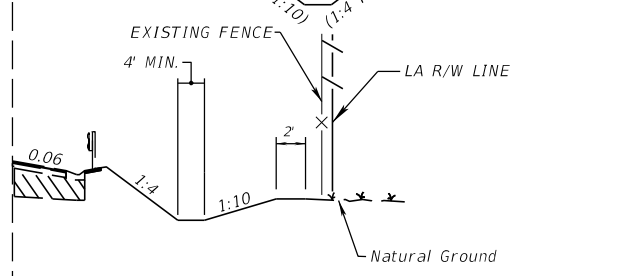


**THEA SELMON EXPRESSWAY
TYPICAL SECTION**

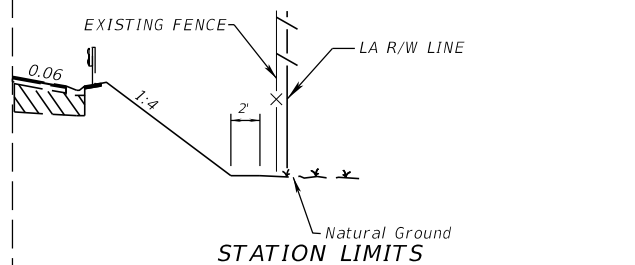
STA. 658+00.00 TO STA. 1017+00.00 @ THEA MAINT.



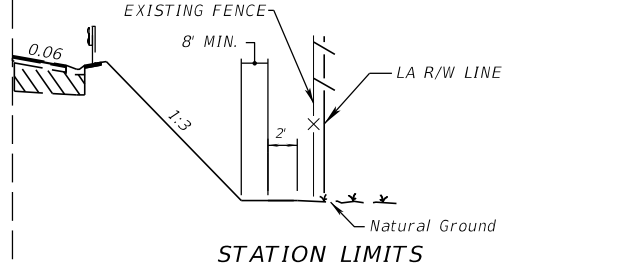
STA. 958+00.00 TO STA. 963+00.00 @ THEA MAINT.



STA. 898+00.00 TO STA. 901+00.00 @ THEA MAINT. (RT.)
STA. 983+00.00 TO STA. 989+00.00 @ THEA MAINT. (RT.)



STA. 901+00.00 TO STA. 909+00.00 @ THEA MAINT. (RT.)
STA. 959+00.00 TO STA. 965+00.00 @ THEA MAINT. (RT.)



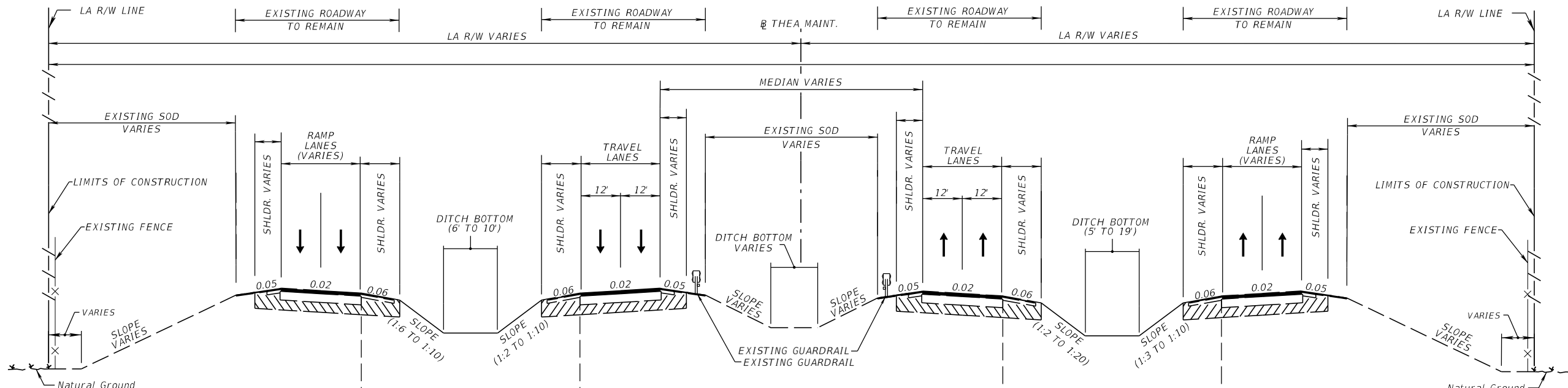
STA. 925+00.00 TO STA. 935+00.00 @ THEA MAINT. (RT.)
STA. 965+00.00 TO STA. 972+00.00 @ THEA MAINT. (RT.)

NOTE:
1. THE TYPICAL SECTIONS SERVE AS A GUIDE TO ILLUSTRATE THE CURRENT DRAINAGE CONDITIONS BASED ON LIMITED INFORMATION AVAILABLE. THE SECTIONS HIGHLIGHT AREAS THAT MAY REQUIRE RESTORATION OF FRONT SLOPES, DITCH BOTTOM ELEVATIONS AND WIDTHS, AND BACK SLOPES IN ORDER TO PRESERVE THE EXISTING DRAINAGE PATTERNS.

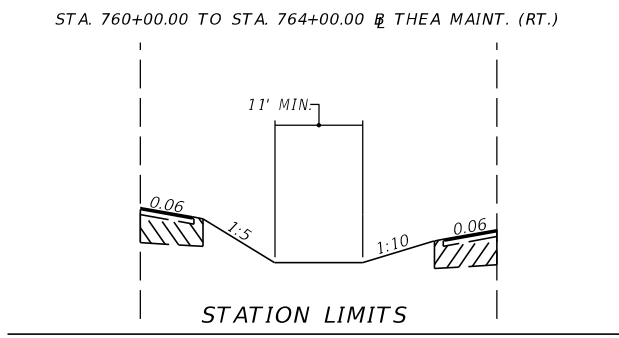
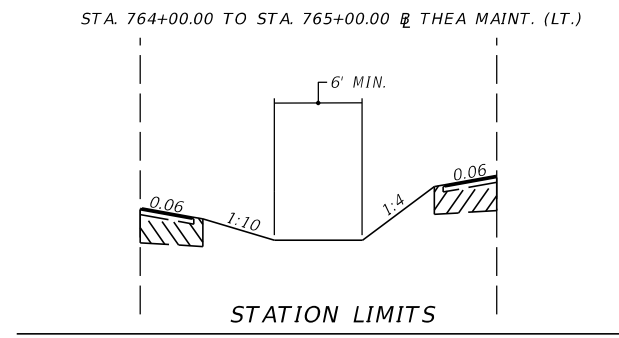
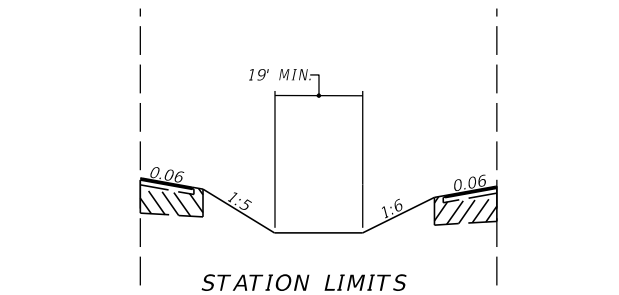
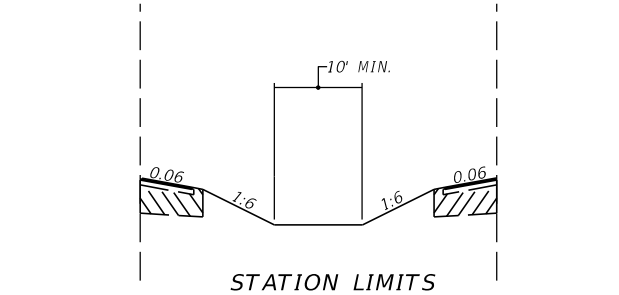
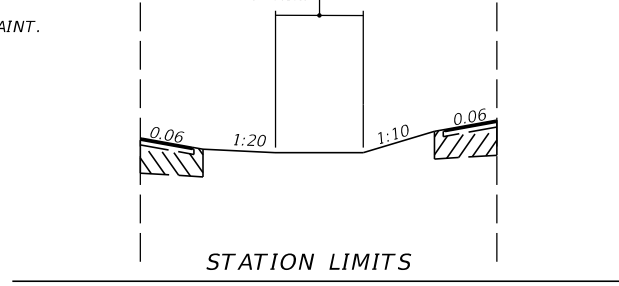
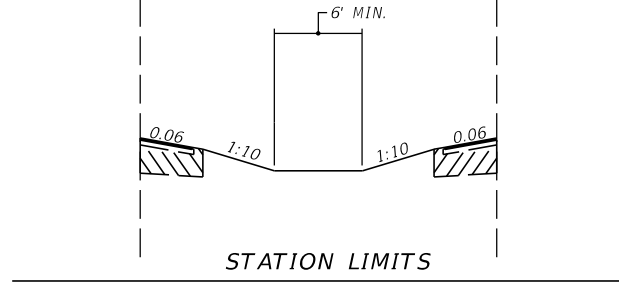
REVISIONS				Kisinger Campo & Associates Corp. 201 N. Franklin Street, Suite 900 Tampa, Florida 33602 Engineer of Record: Tara K.M. Spieler, P.E. P.E. No.: 55333	TAMPA HILLSBOROUGH EXPRESSWAY AUTHORITY			SHEET NO. 9
DATE	DESCRIPTION	DATE	DESCRIPTION		ROAD NO.	COUNTY	THEA PROJECT ID	
					SR 618	HILLSBOROUGH	O-00619D	

TYPICAL SECTIONS (6)

THE OFFICIAL RECORD OF THIS SHEET IS THE ELECTRONIC FILE DIGITALLY SIGNED AND SEALED UNDER RULE 61G15-23.004, F.A.C.



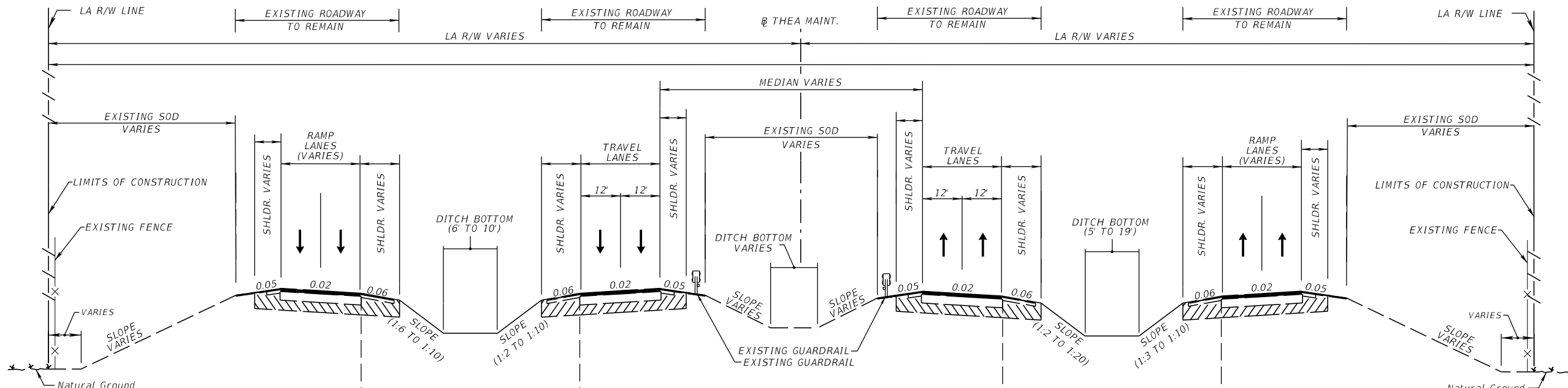
**THEA SELMON EXPRESSWAY
TYPICAL SECTION**
STA. 658+00.00 TO STA. 1017+00.00 @ THEA MAINT.



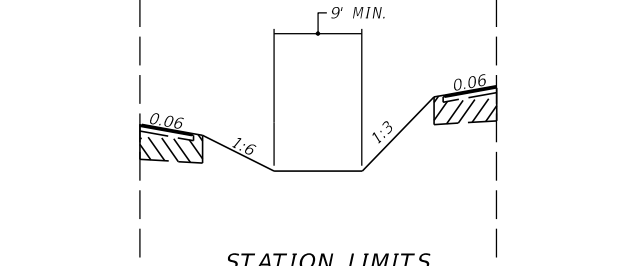
NOTE:
1. THE TYPICAL SECTIONS SERVE AS A GUIDE TO ILLUSTRATE THE CURRENT DRAINAGE CONDITIONS BASED ON LIMITED INFORMATION AVAILABLE. THE SECTIONS HIGHLIGHT AREAS THAT MAY REQUIRE RESTORATION OF FRONT SLOPES, DITCH BOTTOM ELEVATIONS AND WIDTHS, AND BACK SLOPES IN ORDER TO PRESERVE THE EXISTING DRAINAGE PATTERNS.

REVISIONS				Kisinger Campo & Associates Corp. 201 N. Franklin Street, Suite 900 Tampa, Florida 33602 Engineer of Record: Tara K.M. Spieler, P.E. P.E. No.: 55333	TAMPA HILLSBOROUGH EXPRESSWAY AUTHORITY			SHEET NO. 10
DATE	DESCRIPTION	DATE	DESCRIPTION		ROAD NO.	COUNTY	THEA PROJECT ID	
					SR 618	HILLSBOROUGH	O-00619D	

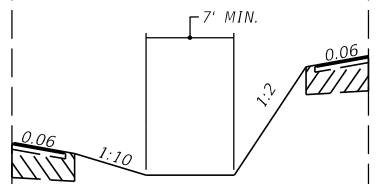
THE OFFICIAL RECORD OF THIS SHEET IS THE ELECTRONIC FILE DIGITALLY SIGNED AND SEALED UNDER RULE 61G15-23.004, F.A.C.



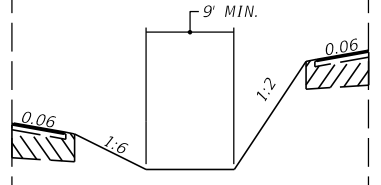
**THEA SELMON EXPRESSWAY
TYPICAL SECTION**
STA. 658+00.00 TO STA. 1017+00.00 @ THEA MAINT.



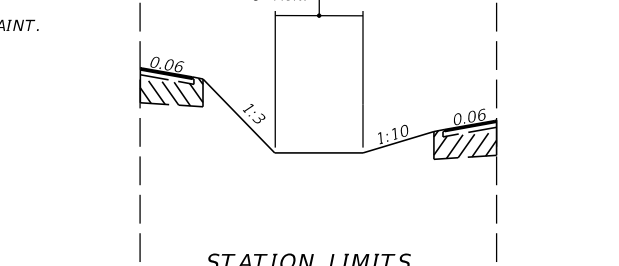
STA. 768+00.00 TO STA. 769+00.00 @ THEA MAINT. (LT.)
STA. 775+00.00 TO STA. 777+00.00 @ THEA MAINT. (LT.)



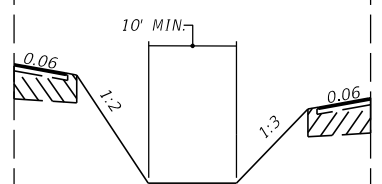
STA. 769+00.00 TO STA. 770+00.00 @ THEA MAINT. (LT.)
STA. 967+00.00 TO STA. 973+00.00 @ THEA MAINT. (LT.)



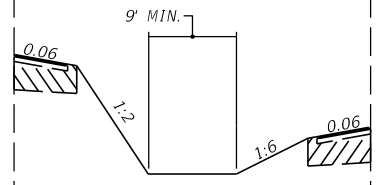
STA. 773+00.00 TO STA. 775+00.00 @ THEA MAINT. (LT.)



STA. 766+00.00 TO STA. 768+00.00 @ THEA MAINT. (RT.)
STA. 965+00.00 TO STA. 974+00.00 @ THEA MAINT. (RT.)
STA. 975+00.00 TO STA. 982+00.00 @ THEA MAINT. (RT.)



STA. 768+00.00 TO STA. 770+00.00 @ THEA MAINT. (RT.)



STA. 773+00.00 TO STA. 776+00.00 @ THEA MAINT. (RT.)

NOTE:
1. THE TYPICAL SECTIONS SERVE AS A GUIDE TO ILLUSTRATE THE CURRENT DRAINAGE CONDITIONS BASED ON LIMITED INFORMATION AVAILABLE. THE SECTIONS HIGHLIGHT AREAS THAT MAY REQUIRE RESTORATION OF FRONT SLOPES, DITCH BOTTOM ELEVATIONS AND WIDTHS, AND BACK SLOPES IN ORDER TO PRESERVE THE EXISTING DRAINAGE PATTERNS.

REVISIONS			
DATE	DESCRIPTION	DATE	DESCRIPTION

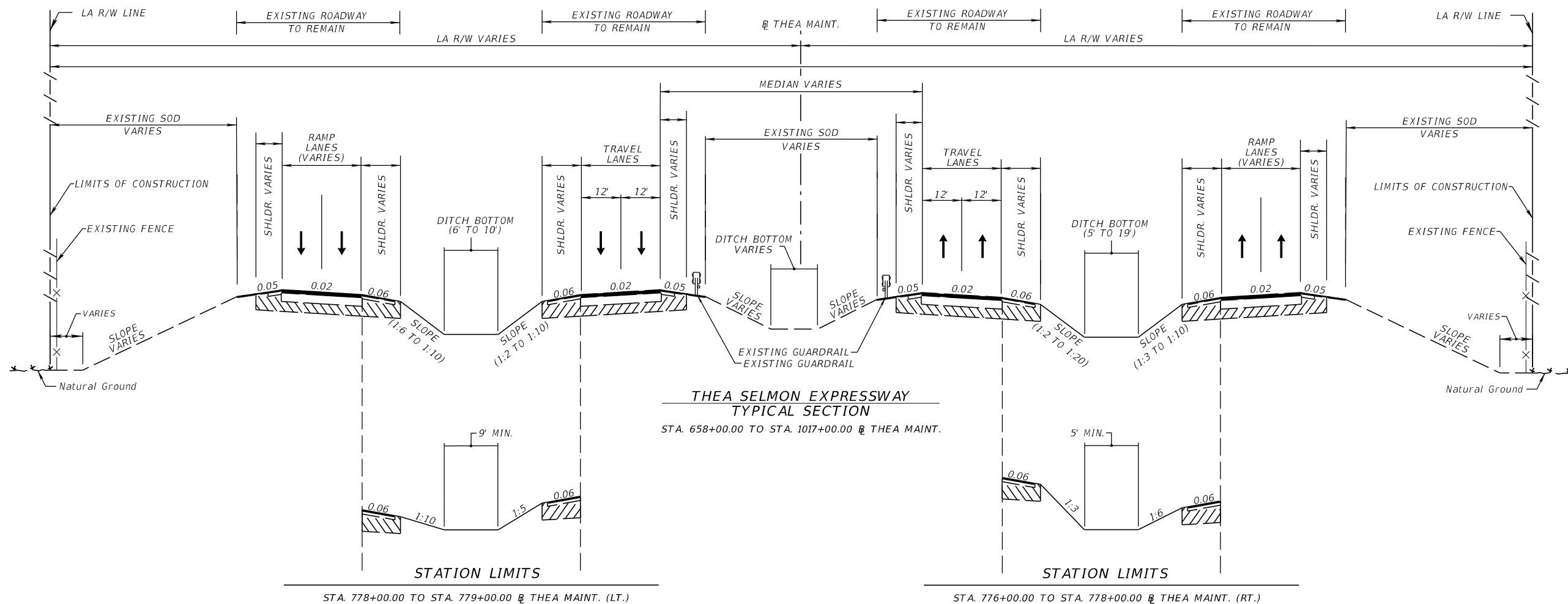
Kisinger Campo & Associates Corp.
201 N. Franklin Street, Suite 900
Tampa, Florida 33602
Engineer of Record: Tara K.M. Spieler, P.E.
P.E. No.: 55333

TAMPA HILLSBOROUGH EXPRESSWAY AUTHORITY		
ROAD NO.	COUNTY	THEA PROJECT ID
SR 618	HILLSBOROUGH	O-00619D

TYPICAL SECTIONS (8)

SHEET NO.
11

THE OFFICIAL RECORD OF THIS SHEET IS THE ELECTRONIC FILE DIGITALLY SIGNED AND SEALED UNDER RULE 61G15-23.004, F.A.C.



THEA SELMON EXPRESSWAY
TYPICAL SECTION
STA. 658+00.00 TO STA. 1017+00.00 @ THEA MAINT.

STA. 778+00.00 TO STA. 779+00.00 @ THEA MAINT. (LT.)

STA. 776+00.00 TO STA. 778+00.00 @ THEA MAINT. (RT.)

NOTE:
1. THE TYPICAL SECTIONS SERVE AS A GUIDE TO ILLUSTRATE THE CURRENT DRAINAGE CONDITIONS BASED ON LIMITED INFORMATION AVAILABLE. THE SECTIONS HIGHLIGHT AREAS THAT MAY REQUIRE RESTORATION OF FRONT SLOPES, DITCH BOTTOM ELEVATIONS AND WIDTHS, AND BACK SLOPES IN ORDER TO PRESERVE THE EXISTING DRAINAGE PATTERNS.

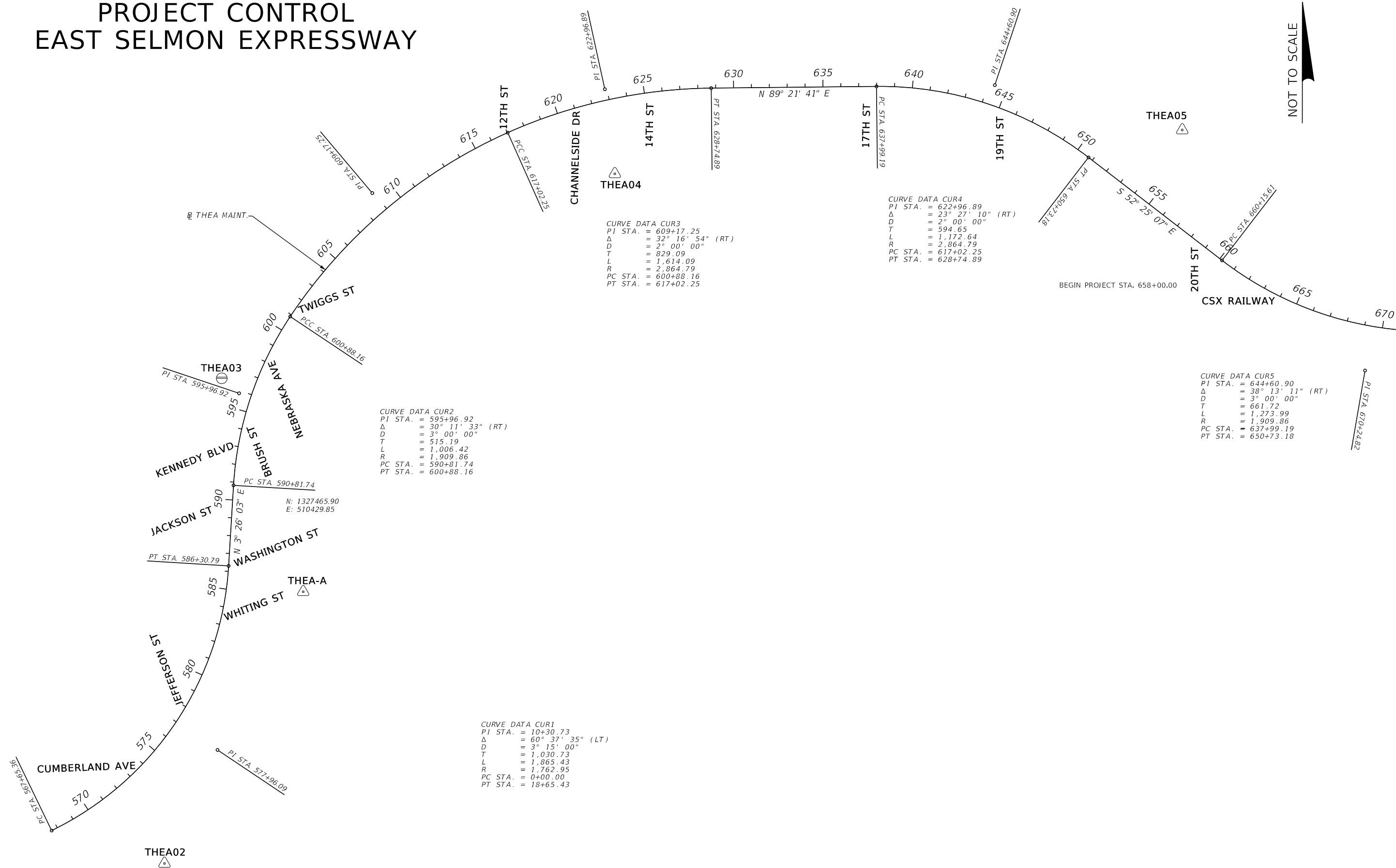
REVISIONS				Kisinger Campo & Associates Corp. 201 N. Franklin Street, Suite 900 Tampa, Florida 33602 Engineer of Record: Tara K.M. Spieler, P.E. P.E. No.: 55333	TAMPA HILLSBOROUGH EXPRESSWAY AUTHORITY			SHEET NO. 12
DATE	DESCRIPTION	DATE	DESCRIPTION		ROAD NO.	COUNTY	THEA PROJECT ID	
					SR 618	HILLSBOROUGH	O-00619D	

TYPICAL SECTIONS (9)

THE OFFICIAL RECORD OF THIS SHEET IS THE ELECTRONIC FILE DIGITALLY SIGNED AND SEALED UNDER RULE 61G15-23.004, F.A.C.

PROJECT CONTROL EAST SELMON EXPRESSWAY

NOT TO SCALE



CURVE DATA CUR3
 PI STA. = 609+17.25
 Δ = 32° 16' 54" (RT)
 D = 2° 00' 00"
 T = 829.09
 L = 1,614.09
 R = 2,864.79
 PC STA. = 600+88.16
 PT STA. = 617+02.25

CURVE DATA CUR4
 PI STA. = 622+96.89
 Δ = 23° 27' 10" (RT)
 D = 2° 00' 00"
 T = 594.65
 L = 1,172.64
 R = 2,864.79
 PC STA. = 617+02.25
 PT STA. = 628+74.89

CURVE DATA CUR2
 PI STA. = 595+96.92
 Δ = 30° 11' 33" (RT)
 D = 3° 00' 00"
 T = 515.19
 L = 1,006.42
 R = 1,909.86
 PC STA. = 590+81.74
 PT STA. = 600+88.16

CURVE DATA CUR5
 PI STA. = 644+60.90
 Δ = 38° 13' 11" (RT)
 D = 3° 00' 00"
 T = 661.72
 L = 1,273.99
 R = 1,909.86
 PC STA. = 637+99.19
 PT STA. = 650+73.18

CURVE DATA CUR1
 PI STA. = 10+30.73
 Δ = 60° 37' 35" (LT)
 D = 3° 15' 00"
 T = 1,030.73
 L = 1,865.43
 R = 1,762.95
 PC STA. = 0+00.00
 PT STA. = 18+65.43

N: 1327465.90
 E: 510429.85

REVISIONS				Kisinger Campo & Associates Corp. 201 N. Franklin Street, Suite 900 Tampa, Florida 33602 Engineer of Record: Tara K.M. Spieler, P.E. P.E. No.: 55333	TAMPA HILLSBOROUGH EXPRESSWAY AUTHORITY			PROJECT LAYOUT (1)	SHEET NO.
DATE	DESCRIPTION	DATE	DESCRIPTION		ROAD NO.	COUNTY	THEA PROJECT ID		
					SR 618	HILLSBOROUGH	O-00619D		13

THE OFFICIAL RECORD OF THIS SHEET IS THE ELECTRONIC FILE DIGITALLY SIGNED AND SEALED UNDER RULE 61G15-23.004, F.A.C.

PROJECT CONTROL EAST SELMON EXPRESSWAY

NOT TO SCALE



CURVE DATA CUR8
 PI STA. = 719+40.58
 Δ = 42° 06' 48" (RT)
 D = 2° 30' 00"
 T = 882.35
 L = 1,684.53
 R = 2,291.83
 PC STA. = 710+58.22
 PT STA. = 727+42.75

CURVE DATA CUR7
 PI STA. = 689+39.07
 Δ = 2° 35' 11" (RT)
 D = 0° 15' 00"
 T = 517.39
 L = 1,034.60
 R = 22,918.31
 PC STA. = 684+21.68
 PT STA. = 694+56.28

CURVE DATA CUR6
 PI STA. = 670+24.82
 Δ = 55° 42' 20" (LT)
 D = 3° 00' 00"
 T = 1,009.20
 L = 1,856.85
 R = 1,909.86
 PC STA. = 660+15.61
 PT STA. = 678+72.46

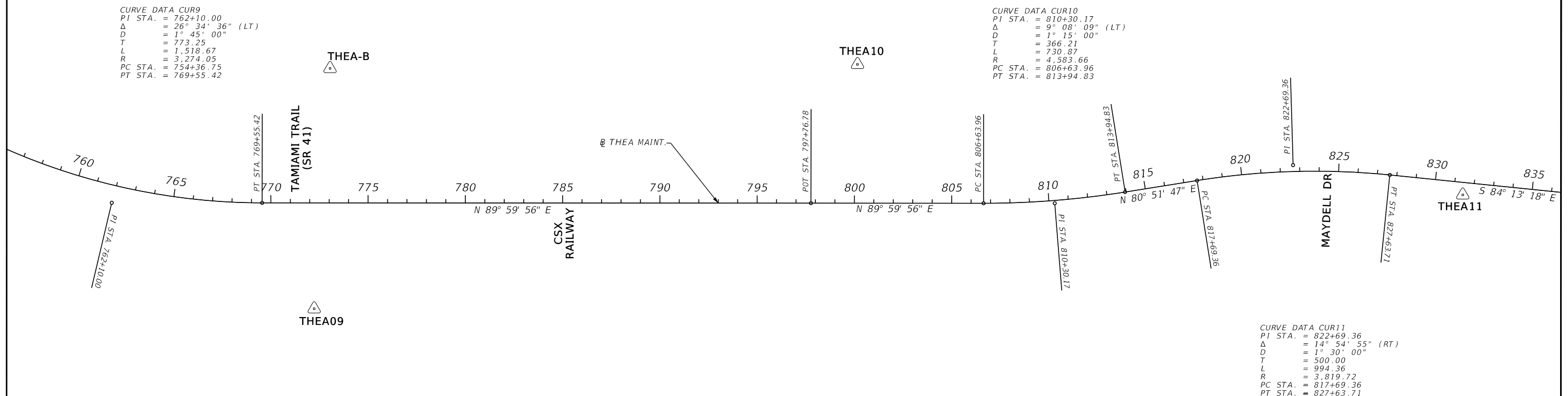
CURVE DATA CUR5
 PI STA. = 644+60.90
 Δ = 38° 13' 11" (RT)
 D = 3° 00' 00"
 T = 661.72
 L = 1,273.99
 R = 1,909.86
 PC STA. = 637+99.19
 PT STA. = 650+73.18

REVISIONS				Kisinger Campo & Associates Corp. 201 N. Franklin Street, Suite 900 Tampa, Florida 33602 Engineer of Record: Tara K.M. Spieler, P.E. P.E. No.: 55333	TAMPA HILLSBOROUGH EXPRESSWAY AUTHORITY			PROJECT LAYOUT (2)	SHEET NO.
DATE	DESCRIPTION	DATE	DESCRIPTION		ROAD NO.	COUNTY	THEA PROJECT ID		14
					SR 618	HILLSBOROUGH	O-00619D		

THE OFFICIAL RECORD OF THIS SHEET IS THE ELECTRONIC FILE DIGITALLY SIGNED AND SEALED UNDER RULE 61G15-23.004, F.A.C.

PROJECT CONTROL EAST SELMON EXPRESSWAY

NOT TO SCALE

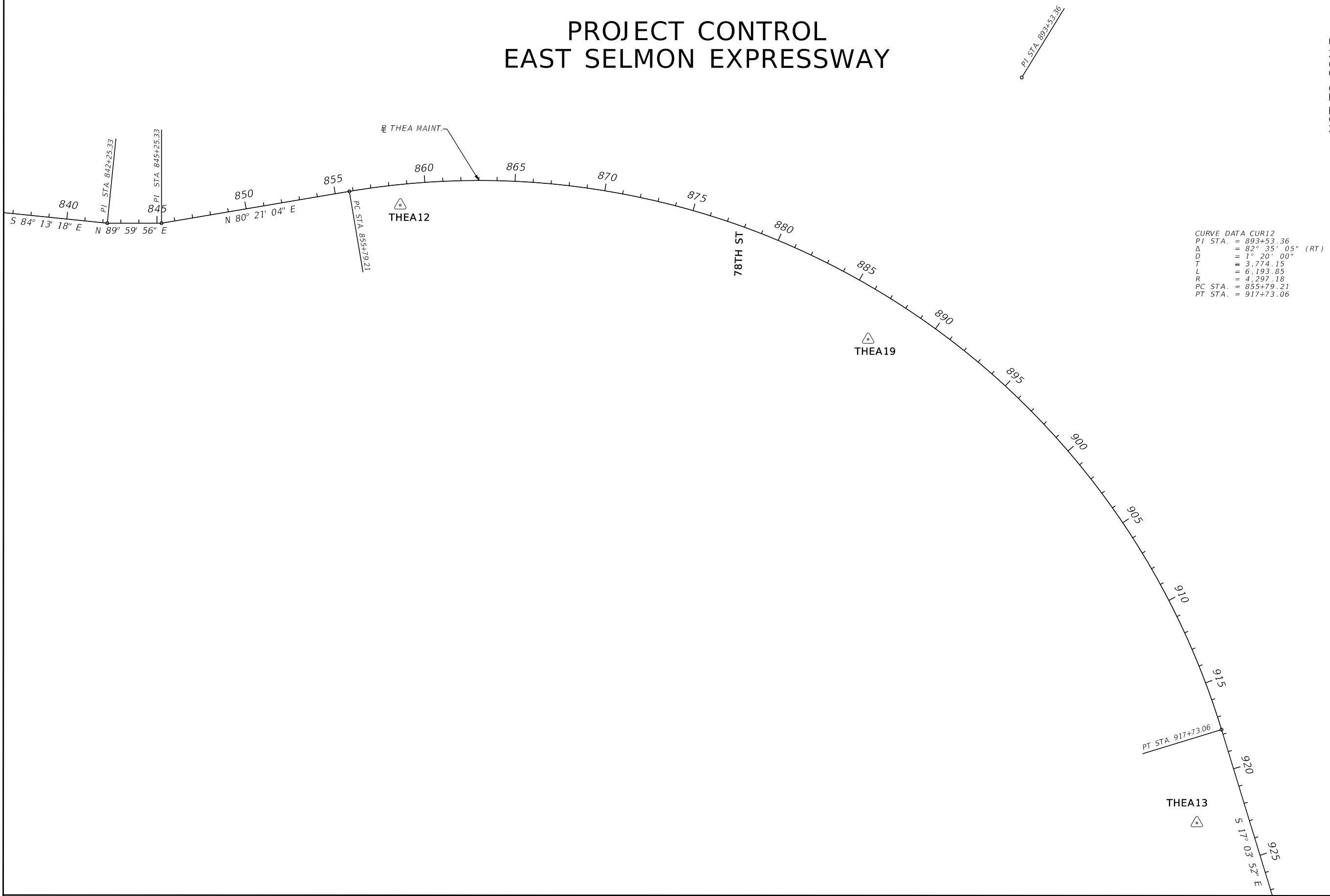


REVISIONS				Kisinger Campo & Associates Corp. 201 N. Franklin Street, Suite 900 Tampa, Florida 33602 Engineer of Record: Tara K.M. Spieler, P.E. P.E. No.: 55333	TAMPA HILLSBOROUGH EXPRESSWAY AUTHORITY			PROJECT LAYOUT (3)	SHEET NO.
DATE	DESCRIPTION	DATE	DESCRIPTION		ROAD NO.	COUNTY	THEA PROJECT ID		15
					SR 618	HILLSBOROUGH	O-00619D		

THE OFFICIAL RECORD OF THIS SHEET IS THE ELECTRONIC FILE DIGITALLY SIGNED AND SEALED UNDER RULE 61G15-23.004, F.A.C.

PROJECT CONTROL EAST SELMON EXPRESSWAY

NOT TO SCALE

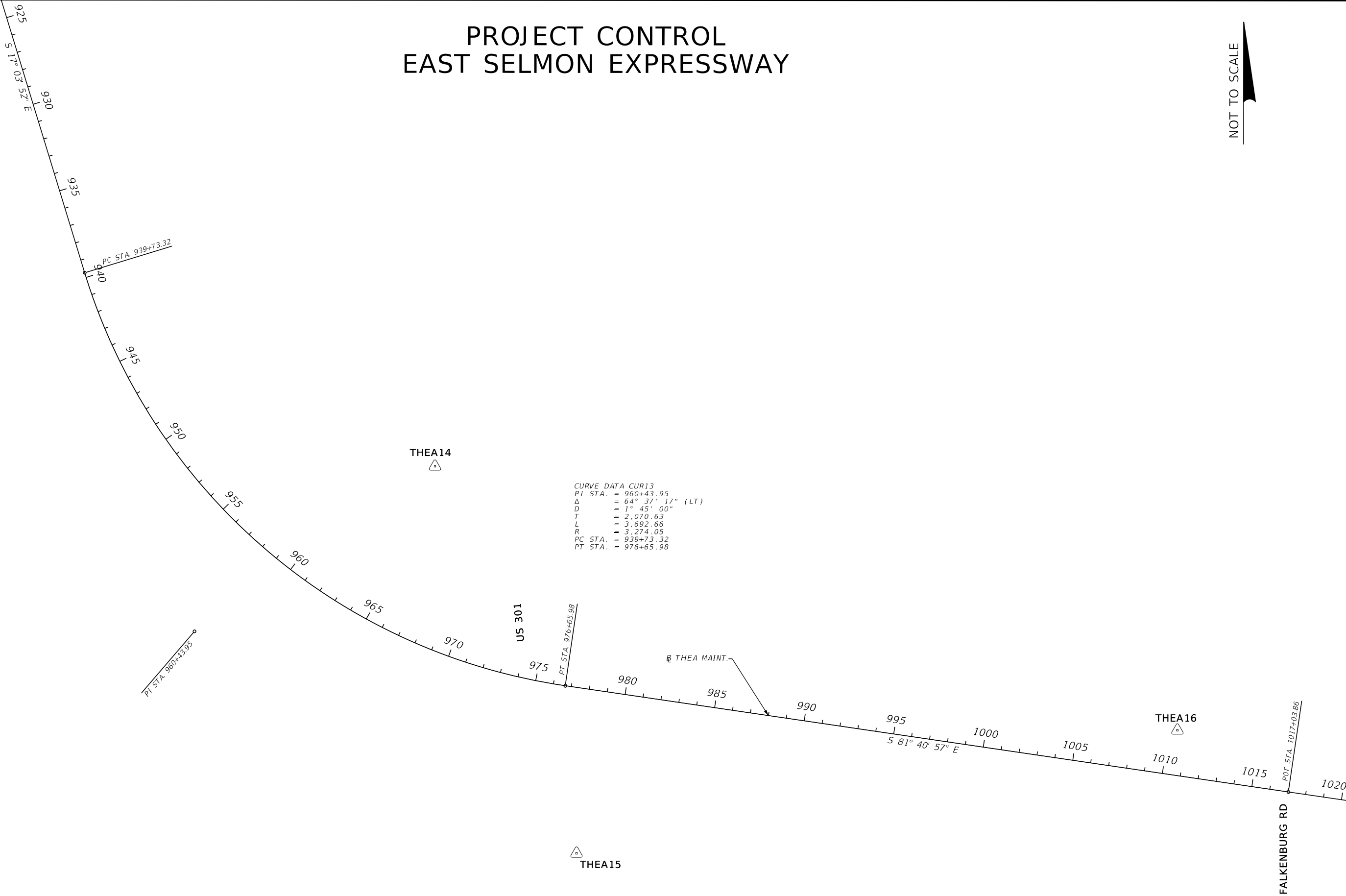


REVISIONS				Kisinger Campo & Associates Corp. 201 N. Franklin Street, Suite 900 Tampa, Florida 33602 Engineer of Record: Tara K.M. Spieler, P.E. P.E. No.: 55333	TAMPA HILLSBOROUGH EXPRESSWAY AUTHORITY			PROJECT LAYOUT (4)	SHEET NO.
DATE	DESCRIPTION	DATE	DESCRIPTION		ROAD NO.	COUNTY	THEA PROJECT ID		16
					SR 618	HILLSBOROUGH	O-00619D		

THE OFFICIAL RECORD OF THIS SHEET IS THE ELECTRONIC FILE DIGITALLY SIGNED AND SEALED UNDER RULE 61G15-23.004, F.A.C.

PROJECT CONTROL EAST SELMON EXPRESSWAY

NOT TO SCALE



CURVE DATA CUR13
 PI STA. = 960+43.95
 Δ = 64° 37' 17" (LT)
 D = 1° 45' 00"
 T = 2,070.63
 L = 3,692.66
 R = 3,274.05
 PC STA. = 939+73.32
 PT STA. = 976+65.98

Kisinger Campo & Associates Corp.
 201 N. Franklin Street, Suite 900
 Tampa, Florida 33602
 Engineer of Record: Tara K.M. Spieler, P.E.
 P.E. No.: 55333

TAMPA HILLSBOROUGH EXPRESSWAY AUTHORITY		
ROAD NO.	COUNTY	THEA PROJECT ID
SR 618	HILLSBOROUGH	O-00619D

PROJECT LAYOUT (5)

SHEET NO.
17

REVISIONS			
DATE	DESCRIPTION	DATE	DESCRIPTION

THE OFFICIAL RECORD OF THIS SHEET IS THE ELECTRONIC FILE DIGITALLY SIGNED AND SEALED UNDER RULE 61G15-23.004, F.A.C.

SUSERS SDATES STIMES SFILES

PRIMARY CONTROL
HORIZONTAL DATUM: NAD83/2011, VERTICAL DATUM NAVD 1988

DESIGNATION	NORTHING (Y)	EASTING (X)	LATITUDE	LONGITUDE	SCALE FACTOR	B/L STATION	OFFSET	ELEVATION	DESCRIPTION
THEA01	1304867.970	526635.056	N27°55'22.26057"	W82°24'04.04945"	0.999960409	N/A	N/A	6.58	8" POURED MONUMENT WITH A FDOT DISK STAMPED "THEA 1"
THEA02	1312433.076	510044.870	N27°56'36.59643"	W82°27'09.30844"	0.999965651	571+48.62	494.10	16.63	8" POURED MONUMENT WITH A FDOT DISK STAMPED "THEA 2"
THEA03	1315144.382	510363.784	N27°57'03.45514"	W82°27'05.86422"	0.999965544	596+29.05	-187.29	68.00	8" POURED MONUMENT WITH A FDOT DISK STAMPED "THEA 3"
THEA04	1316288.954	512560.712	N27°57'14.86832"	W82°26'41.41309"	0.999964815	622+34.12	411.85	8.10	8" POURED MONUMENT WITH A FDOT DISK STAMPED "THEA 4"
THEA05	1316535.353	515733.576	N27°57'17.42122"	W82°26'06.04170"	0.999963782	653+94.75	-440.93	8.31	8" POURED MONUMENT WITH A FDOT DISK STAMPED "THEA 5"
THEA06	1316740.827	518044.941	N27°57'19.53659"	W82°25'40.27510"	0.999963044	685+63.08	-1071.85	6.94	8" POURED MONUMENT WITH A FDOT DISK STAMPED "THEA 6"
THEA07	1316661.228	520991.442	N27°57'18.84945"	W82°25'07.41464"	0.999962121	713+16.68	-203.51	5.92	8" POURED MONUMENT WITH A FDOT DISK STAMPED "THEA 7"
THEA08	1315595.765	523934.642	N27°57'08.39808"	W82°24'34.55425"	0.999961219	743+97.22	-99.66	7.45	8" POURED MONUMENT WITH A FDOT DISK STAMPED "THEA 8"
THEA09	1314151.361	526552.335	N27°56'54.18167"	W82°24'05.31135"	0.999960433	772+23.20	544.30	5.81	8" POURED MONUMENT WITH A FDOT DISK STAMPED "THEA 9"
THEA10	1315409.647	529344.561	N27°57'06.73098"	W82°23'34.22133"	0.999959613	800+15.44	-713.94	6.80	8" POURED MONUMENT WITH A FDOT DISK STAMPED "THEA 10"
THEA11	1314740.344	532456.954	N27°57'00.20140"	W82°22'59.49159"	0.999958719	831+47.27	63.77	20.04	8" POURED MONUMENT WITH A FDOT DISK STAMPED "THEA 11"
THEA12	1314795.931	535156.905	N27°57'00.83471"	W82°22'29.38676"	0.999957961	858+51.86	113.73	10.82	8" POURED MONUMENT WITH A FDOT DISK STAMPED "THEA 12"
THEA13	1311379.807	539567.385	N27°56'27.13974"	W82°21'40.09354"	0.999956760	922+27.15	281.44	25.10	8" POURED MONUMENT WITH A FDOT DISK STAMPED "THEA 13"
THEA14	1308725.599	542284.793	N27°56'00.93628"	W82°21'09.70930"	0.999956042	963+99.14	-920.47	27.33	8" POURED MONUMENT WITH A FDOT DISK STAMPED "THEA 14"
THEA15	1306588.832	543067.772	N27°55'39.80023"	W82°21'00.91150"	0.999955839	978+61.63	906.61	29.87	8" POURED MONUMENT WITH A FDOT DISK STAMPED "THEA 15"
THEA16	1307270.386	546386.917	N27°55'46.64173"	W82°20'23.92884"	0.999954991	1010+47.28	-247.91	27.61	8" POURED MONUMENT WITH A FDOT DISK STAMPED "THEA 16"
THEA17	1307254.516	549247.613	N27°55'46.56228"	W82°19'52.03505"	0.999954280	1038+80.18	-646.03	29.45	8" POURED MONUMENT WITH A FDOT DISK STAMPED "THEA 17"
THEA18	1305516.516	551968.243	N27°55'29.42450"	W82°19'21.65217"	0.999953622	1066+83.64	901.95	28.78	8" POURED MONUMENT WITH A FDOT DISK STAMPED "THEA 18"
THEA19	1314054.553	537746.384	N27°56'53.57138"	W82°22'00.48702"	0.999957251	887+16.18	257.68	13.80	8" POURED MONUMENT WITH A FDOT DISK STAMPED "THEA 19"
THEA-A	1313951.9	510819.7	N27°56'51.66"	W82°27'00.73"	0.999965392	585+34.75	428.03	15.39	8" POURED MONUMENT WITH A FDOT DISK STAMPED "BM THEA-A"
THEA-B	1315387.1	526633.3	N27°57'06.42"	W82°24'04.45"	0.999960409	773+04.16	-691.44	8.20	8" POURED MONUMENT WITH A FDOT DISK STAMPED "BM THEA-B"
THEA-C	1316634.9	521999.1	N27°57'18.62"	W82°24'56.18"	0.999961810	722+45.22	-222.07	7.10	8" POURED MONUMENT WITH A FDOT DISK STAMPED "BM THEA-C"

REVISIONS				Kisinger Campo & Associates Corp. 201 N. Franklin Street, Suite 900 Tampa, Florida 33602 Engineer of Record: Tara K.M. Spieler, P.E. P.E. No.: 55333	TAMPA HILLSBOROUGH EXPRESSWAY AUTHORITY			PROJECT LAYOUT (7)	SHEET NO.
DATE	DESCRIPTION	DATE	DESCRIPTION		ROAD NO.	COUNTY	THEA PROJECT ID		19
					SR 618	HILLSBOROUGH	O-00619D		

THE OFFICIAL RECORD OF THIS SHEET IS THE ELECTRONIC FILE DIGITALLY SIGNED AND SEALED UNDER RULE 61G15-23.004, F.A.C.

SECONDARY CONTROL
HORIZONTAL DATUM: NAD83/2011, VERTICAL DATUM NAVD 1988

DESIGNATION	B/L STATION	OFFSET	ELEVATION	DESCRIPTION	NORTHING (Y)	EASTING (X)	DESIGNATION	B/L STATION	OFFSET	ELEVATION	DESCRIPTION	NORTHING (Y)	EASTING (X)
MSP100	1044+57.14	-178.02	44.175	SET NAIL & DISC STAMPED "LB7055 GPS/TRAV"	1306707.969	549750.806	MSP145	633+47.77	-68.61	45.371	SET NAIL & DISC STAMPED "LB7055 GPS/TRAV"	1316841.811	513571.581
MSP101	1034+55.59	-114.85	57.208	SET NAIL & DISC STAMPED "LB7055 GPS/TRAV"	1306790.342	548750.650	MSP146	623+85.96	-57.86	42.667	SET NAIL & DISC STAMPED "LB7055 GPS/TRAV"	1316777.808	512602.968
MSP102	1024+48.92	-54.31	57.281	SET NAIL & DISC STAMPED "LB7055 GPS/TRAV"	1306876.065	547745.807	MSP147	613+96.39	-48.98	40.499	SET NAIL & DISC STAMPED "LB7055 GPS/TRAV"	1316421.408	511665.365
MSP103	1014+55.78	-75.61	48.550	SET NAIL & DISC STAMPED "LB7055 GPS/TRAV"	1307040.801	546766.198	MSP148	603+79.90	-50.27	47.064	SET NAIL & DISC STAMPED "LB7055 GPS/TRAV"	1315756.030	510880.845
MSP104	1006+90.65	-67.25	32.585	SET NAIL & DISC STAMPED "LB7055 GPS/TRAV"	1307143.212	546007.902	MSP149	593+46.47	-48.71	45.380	SET NAIL & DISC STAMPED "LB7055 GPS/TRAV"	1314818.479	510416.197
MSP105	994+55.26	-65.08	32.195	SET NAIL & DISC STAMPED "LB7055 GPS/TRAV"	1307319.773	544785.197	MSP150	583+53.83	-72.26	47.836	SET NAIL & DISC STAMPED "LB7055 GPS/TRAV"	1313837.954	510294.080
MSP106	984+57.71	-63.38	37.678	SET NAIL & DISC STAMPED "LB7055 GPS/TRAV"	1307462.395	543797.892	MSP151	573+66.30	-50.06	43.802	SET NAIL & DISC STAMPED "LB7055 GPS/TRAV"	1313000.799	509864.143
MSP107	974+42.02	-51.34	52.485	SET NAIL & DISC STAMPED "LB7055 GPS/TRAV"	1307604.320	542795.871	MSP200	1044+42.29	159.22	53.975	SET NAIL & DISC STAMPED "LB7055 GPS/TRAV"	1306376.423	549687.322
MSP108	963+76.98	-65.44	34.947	SET NAIL & DISC STAMPED "LB7055 GPS/TRAV"	1307999.838	541832.368	MSP201	1034+57.24	89.04	57.647	SET NAIL & DISC STAMPED "LB7055 GPS/TRAV"	1306588.357	548722.791
MSP109	954+74.31	-104.71	26.857	SET NAIL & DISC STAMPED "LB7055 GPS/TRAV"	1308578.982	541173.397	MSP202	1022+98.92	71.31	57.008	SET NAIL & DISC STAMPED "LB7055 GPS/TRAV"	1306773.467	547579.219
MSP110	944+56.33	-118.39	27.176	SET NAIL & DISC STAMPED "LB7055 GPS/TRAV"	1309394.461	540630.909	MSP203	1014+64.63	71.24	48.817	SET NAIL & DISC STAMPED "LB7055 GPS/TRAV"	1306894.220	546753.717
MSP111	934+47.07	-111.25	30.764	SET NAIL & DISC STAMPED "LB7055 GPS/TRAV"	1310328.819	540300.771	MSP204	1006+2.91	72.44	32.203	SET NAIL & DISC STAMPED "LB7055 GPS/TRAV"	1307017.688	545900.885
MSP112	924+58.53	-111.79	46.997	SET NAIL & DISC STAMPED "LB7055 GPS/TRAV"	1311274.007	540011.207	MSP205	994+49.31	85.03	31.986	SET NAIL & DISC STAMPED "LB7055 GPS/TRAV"	1307172.102	544757.597
MSP113	912+10.45	-77.73	31.945	SET NAIL & DISC STAMPED "LB7055 GPS/TRAV"	1312454.319	539574.105	MSP206	985+65.17	78.04	36.927	SET NAIL & DISC STAMPED "LB7055 GPS/TRAV"	1307306.917	543883.765
MSP114	904+36.51	-126.53	27.857	SET NAIL & DISC STAMPED "LB7055 GPS/TRAV"	1313165.566	539223.969	MSP207	974+59.05	97.87	56.615	SET NAIL & DISC STAMPED "LB7055 GPS/TRAV"	1307454.825	542781.411
MSP115	894+45.60	-94.60	22.047	SET NAIL & DISC STAMPED "LB7055 GPS/TRAV"	1313904.210	538528.325	MSP208	963+68.35	117.77	40.075	SET NAIL & DISC STAMPED "LB7055 GPS/TRAV"	1307847.178	541730.689
MSP116	884+48.37	-53.23	26.548	SET NAIL & DISC STAMPED "LB7055 GPS/TRAV"	1314454.852	537678.123	MSP209	954+63.82	112.58	30.992	SET NAIL & DISC STAMPED "LB7055 GPS/TRAV"	1308437.778	541007.907
MSP117	874+46.23	-63.55	35.522	SET NAIL & DISC STAMPED "LB7055 GPS/TRAV"	1314842.788	536741.794	MSP210	944+69.14	81.44	30.556	SET NAIL & DISC STAMPED "LB7055 GPS/TRAV"	1309296.543	540456.248
MSP118	864+38.93	-50.90	15.676	SET NAIL & DISC STAMPED "LB7055 GPS/TRAV"	1314981.403	535732.816	MSP211	934+58.36	67.28	30.187	SET NAIL & DISC STAMPED "LB7055 GPS/TRAV"	1310265.639	540133.411
MSP119	854+49.15	-50.68	9.627	SET NAIL & DISC STAMPED "LB7055 GPS/TRAV"	1314900.055	534738.212	MSP212	924+45.08	62.55	46.169	SET NAIL & DISC STAMPED "LB7055 GPS/TRAV"	1311235.702	539840.595
MSP120	845+69.42	-72.53	15.448	SET NAIL & DISC STAMPED "LB7055 GPS/TRAV"	1314774.147	533867.263	MSP213	914+63.61	90.03	32.913	SET NAIL & DISC STAMPED "LB7055 GPS/TRAV"	1312156.251	539517.872
MSP121	834+17.60	-60.83	15.363	SET NAIL & DISC STAMPED "LB7055 GPS/TRAV"	1314837.095	532738.453	MSP214	904+60.60	76.61	25.039	SET NAIL & DISC STAMPED "LB7055 GPS/TRAV"	1313029.935	539070.809
MSP122	824+25.06	-51.00	31.943	SET NAIL & DISC STAMPED "LB7055 GPS/TRAV"	1314912.528	531744.389	MSP215	894+50.31	104.44	17.543	SET NAIL & DISC STAMPED "LB7055 GPS/TRAV"	1313752.996	538398.815
MSP123	814+14.24	-51.99	14.202	SET NAIL & DISC STAMPED "LB7055 GPS/TRAV"	1314808.286	530731.772	MSP216	884+48.40	51.05	24.426	SET NAIL & DISC STAMPED "LB7055 GPS/TRAV"	1314363.294	537628.222
MSP124	804+28.78	-52.23	8.351	SET NAIL & DISC STAMPED "LB7055 GPS/TRAV"	1314747.943	529757.912	MSP217	874+52.54	50.05	32.827	SET NAIL & DISC STAMPED "LB7055 GPS/TRAV"	1314731.541	536717.946
MSP125	794+8.50	-52.18	26.187	SET NAIL & DISC STAMPED "LB7055 GPS/TRAV"	1314747.871	528737.628	MSP218	864+54.08	50.13	13.736	SET NAIL & DISC STAMPED "LB7055 GPS/TRAV"	1314879.925	535744.585
MSP126	784+21.50	-53.39	39.173	SET NAIL & DISC STAMPED "LB7055 GPS/TRAV"	1314749.063	527750.633	MSP219	854+51.84	52.98	8.882	SET NAIL & DISC STAMPED "LB7055 GPS/TRAV"	1314798.313	534758.241
MSP127	780+0.60	-56.69	36.714	SET NAIL & DISC STAMPED "LB7055 GPS/TRAV"	1314752.361	527329.728	MSP220	844+30.24	81.99	18.140	SET NAIL & DISC STAMPED "LB7055 GPS/TRAV"	1314613.258	533740.866
MSP128	774+14.26	-51.73	32.952	SET NAIL & DISC STAMPED "LB7055 GPS/TRAV"	1314747.385	526743.385	MSP221	834+49.83	60.26	15.295	SET NAIL & DISC STAMPED "LB7055 GPS/TRAV"	1314713.373	532758.334
MSP129	764+11.21	-51.33	17.829	SET NAIL & DISC STAMPED "LB7055 GPS/TRAV"	1314791.392	525751.333	MSP222	824+48.88	51.52	29.323	SET NAIL & DISC STAMPED "LB7055 GPS/TRAV"	1314809.652	531766.632
MSP130	760+16.53	-53.93	13.458	SET NAIL & DISC STAMPED "LB7055 GPS/TRAV"	1314881.064	525373.723	MSP223	814+13.96	53.75	15.586	SET NAIL & DISC STAMPED "LB7055 GPS/TRAV"	1314703.848	530748.293
MSP131	753+97.24	-62.88	13.454	SET NAIL & DISC STAMPED "LB7055 GPS/TRAV"	1315115.487	524812.549	MSP224	804+24.15	52.61	8.528	SET NAIL & DISC STAMPED "LB7055 GPS/TRAV"	1314643.102	529753.277
MSP132	744+9.99	-63.10	11.042	SET NAIL & DISC STAMPED "LB7055 GPS/TRAV"	1315557.359	523929.704	MSP225	794+19.95	51.71	25.954	SET NAIL & DISC STAMPED "LB7055 GPS/TRAV"	1314643.988	528749.082
MSP133	734+9.25	-62.98	8.608	SET NAIL & DISC STAMPED "LB7055 GPS/TRAV"	1316004.967	523034.643	MSP226	784+16.26	69.31	38.748	SET NAIL & DISC STAMPED "LB7055 GPS/TRAV"	1314626.365	527745.393
MSP134	724+1.65	-63.18	32.879	SET NAIL & DISC STAMPED "LB7055 GPS/TRAV"	1316436.262	522114.687	MSP227	774+15.46	51.83	32.988	SET NAIL & DISC STAMPED "LB7055 GPS/TRAV"	1314643.826	526744.591
MSP135	713+86.43	-69.79	14.884	SET NAIL & DISC STAMPED "LB7055 GPS/TRAV"	1316539.434	521083.666	MSP228	764+20.67	51.73	21.022	SET NAIL & DISC STAMPED "LB7055 GPS/TRAV"	1314688.178	525743.759
MSP136	708+89.76	-53.63	12.849	SET NAIL & DISC STAMPED "LB7055 GPS/TRAV"	1316411.745	520594.490	MSP229	754+9.38	64.27	15.893	SET NAIL & DISC STAMPED "LB7055 GPS/TRAV"	1314996.338	524766.520
MSP137	703+77.76	-51.84	22.788	SET NAIL & DISC STAMPED "LB7055 GPS/TRAV"	1316272.871	520101.674	MSP230	744+10.17	64.52	11.044	SET NAIL & DISC STAMPED "LB7055 GPS/TRAV"	1315443.141	523872.773
MSP138	693+81.23	-58.45	32.739	SET NAIL & DISC STAMPED "LB7055 GPS/TRAV"	1316012.126	519139.641	MSP231	734+16.80	76.92	8.137	SET NAIL & DISC STAMPED "LB7055 GPS/TRAV"	1315876.469	522978.811
MSP139	689+4.59	-51.22	36.249	SET NAIL & DISC STAMPED "LB7055 GPS/TRAV"	1315870.931	518683.152	MSP232	724+56.04	97.64	28.921	SET NAIL & DISC STAMPED "LB7055 GPS/TRAV"	1316266.639	522114.182
MSP140	683+95.13	-56.52	34.471	SET NAIL & DISC STAMPED "LB7055 GPS/TRAV"	1315722.008	518194.746	MSP233	713+92.20	94.00	22.787	SET NAIL & DISC STAMPED "LB7055 GPS/TRAV"	1316377.681	521110.059
MSP141	673+62.21	-73.01	28.169	SET NAIL & DISC STAMPED "LB7055 GPS/TRAV"	1315486.166	517211.736	MSP234	703+98.62	95.57	23.327	SET NAIL & DISC STAMPED "LB7055 GPS/TRAV"	1316136.436	520161.256
MSP142	663+68.83	-63.85	35.953	SET NAIL & DISC STAMPED "LB7055 GPS/TRAV"	1315675.775	516283.842	MSP235	694+3.38	127.37	35.228	SET NAIL & DISC STAMPED "LB7055 GPS/TRAV"	1315839.226	519211.209
MSP143	653+69.12	-64.10	28.609	SET NAIL & DISC STAMPED "LB7055 GPS/TRAV"	1316252.348	515483.437	MSP236	689+13.69	123.08	38.370	SET NAIL & DISC STAMPED "LB7055 GPS/TRAV"	1315706.798	518742.537
MSP144	643+59.56	-68.15	45.872	SET NAIL & DISC STAMPED "LB7055 GPS/TRAV"	1316768.229	514595.962	MSP237	683+70.21	111.66	36.052	SET NAIL & DISC STAMPED "LB7055 GPS/TRAV"	1315554.417	518223.376

REVISIONS				Kisinger Campo & Associates Corp. 201 N. Franklin Street, Suite 900 Tampa, Florida 33602 Engineer of Record: Tara K.M. Spieler, P.E. P.E. No.: 55333	TAMPA HILLSBOROUGH EXPRESSWAY AUTHORITY			PROJECT LAYOUT (8)	SHEET NO. 20
DATE	DESCRIPTION	DATE	DESCRIPTION		ROAD NO.	COUNTY	THEA PROJECT ID		
					SR 618	HILLSBOROUGH	O-00619D		

THE OFFICIAL RECORD OF THIS SHEET IS THE ELECTRONIC FILE DIGITALLY SIGNED AND SEALED UNDER RULE 61G15-23.004, F.A.C.

SECONDARY CONTROL
HORIZONTAL DATUM: NAD83/2011, VERTICAL DATUM NAVD 1988

DESIGNATION	B/L STATION	OFFSET	ELEVATION	DESCRIPTION	NORTHING (Y)	EASTING (X)	DESIGNATION	B/L STATION	OFFSET	ELEVATION	DESCRIPTION	NORTHING (Y)	EASTING (X)
MSP238	674+73.75	70.86	33.108	SET NAIL & DISC STAMPED "LB7055 GPS/TRAV"	1315351.527	517334.115	MSP533	713+94.92	5.96	26.371	SET NAIL & DISC STAMPED "LB7055 GPS/TRAV"	1316465.371	521101.735
MSP239	663+72.48	71.95	43.075	SET NAIL & DISC STAMPED "LB7055 GPS/TRAV"	1315553.039	516225.604	MSP534	703+97.39	3.53	23.802	SET NAIL & DISC STAMPED "LB7055 GPS/TRAV"	1316224.786	520135.420
MSP240	655+25.46	58.00	27.222	SET NAIL & DISC STAMPED "LB7055 GPS/TRAV"	1316060.237	515532.874	MSP535	693+93.31	3.73	33.713	SET NAIL & DISC STAMPED "LB7055 GPS/TRAV"	1315955.547	519168.126
MSP241	643+66.00	70.14	38.520	SET NAIL & DISC STAMPED "LB7055 GPS/TRAV"	1316633.673	514563.394	MSP536	688+91.99	3.30	37.452	SET NAIL & DISC STAMPED "LB7055 GPS/TRAV"	1315815.096	518686.967
MSP242	633+61.42	57.57	43.900	SET NAIL & DISC STAMPED "LB7055 GPS/TRAV"	1316715.795	513586.634	MSP537	683+90.92	3.04	48.185	SET NAIL & DISC STAMPED "LB7055 GPS/TRAV"	1315664.093	518209.273
MSP243	623+50.47	50.97	39.922	SET NAIL & DISC STAMPED "LB7055 GPS/TRAV"	1316664.250	512588.400	MSP538	673+87.53	-21.95	60.263	SET NAIL & DISC STAMPED "LB7055 GPS/TRAV"	1315436.568	517239.241
MSP244	613+74.71	48.79	38.616	SET NAIL & DISC STAMPED "LB7055 GPS/TRAV"	1316326.124	511696.172	MSP539	663+74.94	-22.71	64.364	SET NAIL & DISC STAMPED "LB7055 GPS/TRAV"	1315636.389	516270.559
MSP245	603+15.86	51.99	43.958	SET NAIL & DISC STAMPED "LB7055 GPS/TRAV"	1315642.055	510920.382	MSP540	653+74.27	-23.70	68.749	SET NAIL & DISC STAMPED "LB7055 GPS/TRAV"	1316217.194	515462.877
MSP246	593+74.25	49.47	42.302	SET NAIL & DISC STAMPED "LB7055 GPS/TRAV"	1314825.601	510517.971	MSP541	643+57.20	-23.66	73.138	SET NAIL & DISC STAMPED "LB7055 GPS/TRAV"	1316726.168	514581.276
MSP247	583+93.39	54.69	52.067	SET NAIL & DISC STAMPED "LB7055 GPS/TRAV"	1313850.542	510426.386	MSP542	633+51.23	-24.33	76.629	SET NAIL & DISC STAMPED "LB7055 GPS/TRAV"	1316797.571	513575.530
MSP248	573+41.73	50.17	46.544	SET NAIL & DISC STAMPED "LB7055 GPS/TRAV"	1312912.625	509917.752	MSP543	623+71.74	-106.00	69.890	SET NAIL & DISC STAMPED "LB7055 GPS/TRAV"	1316822.444	512579.768
MSP500	1044+61.24	64.38	62.872	SET NAIL & DISC STAMPED "LB7055 GPS/TRAV"	1306467.527	549719.796	MSP544	614+69.86	-360.30	36.893	SET NAIL & DISC STAMPED "LB7055 GPS/TRAV"	1316731.141	511580.723
MSP501	1034+61.16	9.97	58.976	SET NAIL & DISC STAMPED "LB7055 GPS/TRAV"	1306666.028	548738.105	MSP545	605+13.82	242.63	16.493	SET NAIL & DISC STAMPED "LB7055 GPS/TRAV"	1315662.655	511187.068
MSP502	1024+66.04	-5.58	58.068	SET NAIL & DISC STAMPED "LB7055 GPS/TRAV"	1306825.373	547755.699	MSP546	604+15.26	164.84	17.924	SET NAIL & DISC STAMPED "LB7055 GPS/TRAV"	1315644.912	511068.267
MSP503	1014+59.27	-6.09	49.540	SET NAIL & DISC STAMPED "LB7055 GPS/TRAV"	1306971.508	546759.598	MSP600	1037+2.48	-1,322.49	30.584	SET NAIL & DISC STAMPED "LB7055 GPS/TRAV"	1307949.572	549169.636
MSP504	1004+68.09	-6.39	32.001	SET NAIL & DISC STAMPED "LB7055 GPS/TRAV"	1307115.190	545778.883	MSP601	1032+48.16	-394.40	40.136	SET NAIL & DISC STAMPED "LB7055 GPS/TRAV"	1307096.959	548585.845
MSP505	994+54.07	-6.31	32.928	SET NAIL & DISC STAMPED "LB7055 GPS/TRAV"	1307261.797	544775.519	MSP602	1024+39.45	-99.67	54.397	SET NAIL & DISC STAMPED "LB7055 GPS/TRAV"	1306922.313	547743.005
MSP506	984+52.30	-2.47	38.377	SET NAIL & DISC STAMPED "LB7055 GPS/TRAV"	1307402.912	543783.725	MSP603	1035+38.06	1499.05	33.958	SET NAIL & DISC STAMPED "LB7055 GPS/TRAV"	1305181.496	548598.790
MSP507	974+56.12	18.30	53.721	SET NAIL & DISC STAMPED "LB7055 GPS/TRAV"	1307533.289	542794.985	MSP604	1032+85.80	590.90	37.142	SET NAIL & DISC STAMPED "LB7055 GPS/TRAV"	1306116.580	548480.560
MSP508	964+77.92	13.05	40.876	SET NAIL & DISC STAMPED "LB7055 GPS/TRAV"	1307881.817	541879.859	MSP605	1015+12.24	-968.93	29.207	SET NAIL & DISC STAMPED "LB7055 GPS/TRAV"	1307916.560	546951.287
MSP509	954+68.28	-17.77	28.895	SET NAIL & DISC STAMPED "LB7055 GPS/TRAV"	1308523.694	541106.046	MSP606	1016+49.49	-253.41	30.942	SET NAIL & DISC STAMPED "LB7055 GPS/TRAV"	1307188.715	546983.594
MSP510	944+57.13	-52.76	28.864	SET NAIL & DISC STAMPED "LB7055 GPS/TRAV"	1309365.471	540572.019	MSP607	1016+80.59	233.62	30.702	SET NAIL & DISC STAMPED "LB7055 GPS/TRAV"	1306702.304	546943.912
MSP511	934+44.84	-51.96	30.596	SET NAIL & DISC STAMPED "LB7055 GPS/TRAV"	1310313.557	540243.438	MSP608	1017+2.61	385.44	30.786	SET NAIL & DISC STAMPED "LB7055 GPS/TRAV"	1306548.902	546943.741
MSP512	924+61.31	-52.38	46.412	SET NAIL & DISC STAMPED "LB7055 GPS/TRAV"	1311253.912	539955.227	MSP609	971+66.13	-674.97	28.854	SET NAIL & DISC STAMPED "LB7055 GPS/TRAV"	1308269.149	542716.186
MSP513	914+93.19	-33.97	34.529	SET NAIL & DISC STAMPED "LB7055 GPS/TRAV"	1312173.233	539644.166	MSP610	974+21.55	-208.47	31.568	SET NAIL & DISC STAMPED "LB7055 GPS/TRAV"	1307761.997	542810.449
MSP514	904+68.19	-25.15	27.512	SET NAIL & DISC STAMPED "LB7055 GPS/TRAV"	1313081.373	539158.932	MSP611	984+0.54	-130.54	34.258	SET NAIL & DISC STAMPED "LB7055 GPS/TRAV"	1307537.112	543751.042
MSP515	894+52.28	-27.24	32.891	SET NAIL & DISC STAMPED "LB7055 GPS/TRAV"	1313849.578	538488.340	MSP612	977+19.32	693.64	31.344	SET NAIL & DISC STAMPED "LB7055 GPS/TRAV"	1306820.152	542957.760
MSP516	884+49.93	-21.68	52.496	SET NAIL & DISC STAMPED "LB7055 GPS/TRAV"	1314426.404	537664.398	MSP613	975+54.87	154.77	30.718	SET NAIL & DISC STAMPED "LB7055 GPS/TRAV"	1307379.843	542868.116
MSP517	874+51.32	-22.21	65.021	SET NAIL & DISC STAMPED "LB7055 GPS/TRAV"	1314801.555	536735.864	MSP614	975+78.60	652.66	31.329	SET NAIL & DISC STAMPED "LB7055 GPS/TRAV"	1306884.948	542807.458
MSP518	864+46.75	-21.74	58.044	SET NAIL & DISC STAMPED "LB7055 GPS/TRAV"	1314952.000	535739.754	MSP615	974+50.23	196.52	30.881	SET NAIL & DISC STAMPED "LB7055 GPS/TRAV"	1307360.255	542751.864
MSP519	854+60.53	-57.21	51.796	SET NAIL & DISC STAMPED "LB7055 GPS/TRAV"	1314908.405	534748.336	MSP616	973+19.68	-135.43	30.078	SET NAIL & DISC STAMPED "LB7055 GPS/TRAV"	1307713.489	542699.567
MSP520	844+29.10	-151.48	55.433	SET NAIL & DISC STAMPED "LB7055 GPS/TRAV"	1314846.728	533739.721	MSP617	969+36.60	-705.15	28.677	SET NAIL & DISC STAMPED "LB7055 GPS/TRAV"	1308356.831	542554.865
MSP521	834+17.32	-85.20	59.451	SET NAIL & DISC STAMPED "LB7055 GPS/TRAV"	1314861.369	532740.632	MSP618	877+50.61	-149.14	10.786	SET NAIL & DISC STAMPED "LB7055 GPS/TRAV"	1314831.864	537064.982
MSP522	824+25.50	-21.68	61.117	SET NAIL & DISC STAMPED "LB7055 GPS/TRAV"	1314883.203	531744.475	MSP619	881+61.66	-512.80	16.845	SET NAIL & DISC STAMPED "LB7055 GPS/TRAV"	1315002.473	537611.501
MSP523	814+23.78	-21.35	50.136	SET NAIL & DISC STAMPED "LB7055 GPS/TRAV"	1314779.554	530746.060	MSP620	881+82.54	53.47	29.776	SET NAIL & DISC STAMPED "LB7055 GPS/TRAV"	1314479.665	537392.822
MSP524	804+25.24	-22.91	39.465	SET NAIL & DISC STAMPED "LB7055 GPS/TRAV"	1314718.627	529754.375	MSP621	881+14.56	706.31	9.650	SET NAIL & DISC STAMPED "LB7055 GPS/TRAV"	1313911.950	537064.635
MSP525	794+16.60	-22.51	55.955	SET NAIL & DISC STAMPED "LB7055 GPS/TRAV"	1314718.203	528745.726	MSP622	880+23.62	526.07	10.188	SET NAIL & DISC STAMPED "LB7055 GPS/TRAV"	1314108.288	537065.232
MSP526	784+17.08	-21.84	63.633	SET NAIL & DISC STAMPED "LB7055 GPS/TRAV"	1314717.513	527746.213	MSP624	772+48.89	144.67	7.220	SET NAIL & DISC STAMPED "LB7055 GPS/TRAV"	1314550.986	526578.018
MSP527	774+23.16	-21.89	59.447	SET NAIL & DISC STAMPED "LB7055 GPS/TRAV"	1314717.550	526752.291	MSP625	770+64.20	165.16	7.520	SET NAIL & DISC STAMPED "LB7055 GPS/TRAV"	1314530.493	526393.329
MSP528	764+14.95	-22.16	49.619	SET NAIL & DISC STAMPED "LB7055 GPS/TRAV"	1314762.011	525750.169	MSP626	770+57.63	-161.37	6.968	SET NAIL & DISC STAMPED "LB7055 GPS/TRAV"	1314857.021	526386.760
MSP529	754+16.60	-22.92	43.571	SET NAIL & DISC STAMPED "LB7055 GPS/TRAV"	1315071.082	524811.983	MSP627	729+95.83	57.34	16.640	SET NAIL & DISC STAMPED "LB7055 GPS/TRAV"	1316082.310	522611.079
MSP530	744+19.68	-22.70	39.705	SET NAIL & DISC STAMPED "LB7055 GPS/TRAV"	1315516.893	523920.297	MSP628	719+5.88	163.78	39.962	SET NAIL & DISC STAMPED "LB7055 GPS/TRAV"	1316314.821	521594.722
MSP531	734+24.73	-22.49	41.514	SET NAIL & DISC STAMPED "LB7055 GPS/TRAV"	1315961.824	523030.376	MSP629	708+90.23	172.14	37.390	SET NAIL & DISC STAMPED "LB7055 GPS/TRAV"	1316194.348	520655.419
MSP532	724+6.74	-8.36	51.751	SET NAIL & DISC STAMPED "LB7055 GPS/TRAV"	1316382.557	522102.563	MSP630	698+94.20	171.98	66.441	SET NAIL & DISC STAMPED "LB7055 GPS/TRAV"	1315927.699	519695.738
							MSP631	691+18.46	-354.12	102.468	SET NAIL & DISC STAMPED "LB7055 GPS/TRAV"	1316222.947	518803.082

REVISIONS				Kisinger Campo & Associates Corp. 201 N. Franklin Street, Suite 900 Tampa, Florida 33602 Engineer of Record: Tara K.M. Spieler, P.E. P.E. No.: 55333	TAMPA HILLSBOROUGH EXPRESSWAY AUTHORITY			PROJECT LAYOUT (9)	SHEET NO. 21
DATE	DESCRIPTION	DATE	DESCRIPTION		ROAD NO.	COUNTY	THEA PROJECT ID		
					SR 618	HILLSBOROUGH	O-00619D		

THE OFFICIAL RECORD OF THIS SHEET IS THE ELECTRONIC FILE DIGITALLY SIGNED AND SEALED UNDER RULE 61G15-23.004, F.A.C.

SECONDARY CONTROL
HORIZONTAL DATUM: NAD83/2011, VERTICAL DATUM NAVD 1988

DESIGNATION	B/L STATION	OFFSET	ELEVATION	DESCRIPTION	NORTHING (Y)	EASTING (X)	DESIGNATION	B/L STATION	OFFSET	ELEVATION	DESCRIPTION	NORTHING (Y)	EASTING (X)
MSP632	694+62.67	-372.59	42.682	SET NAIL & DISC STAMPED "LB7055 GPS/TRAV"	1316336.773	519134.108	MSP820	659+55.56	274.07	5.306	SET NAIL & DISC STAMPED "LB7055 GPS/TRAV"	1315626.688	515741.935
MSP633	662+54.65	1,848.49	8.454	SET NAIL & DISC STAMPED "LB7055 GPS/TRAV"	1314079.521	515219.039	MSP821	646+64.38	239.22	11.834	SET NAIL & DISC STAMPED "LB7055 GPS/TRAV"	1316378.678	514759.437
MSP634	661+42.97	889.85	33.056	SET NAIL & DISC STAMPED "LB7055 GPS/TRAV"	1314993.215	515565.611	MSP822	646+4.05	261.53	12.122	SET NAIL & DISC STAMPED "LB7055 GPS/TRAV"	1316380.032	514702.480
MSP635	666+6.56	146.68	47.586	SET NAIL & DISC STAMPED "LB7055 GPS/TRAV"	1315386.485	516423.066	MSP823	645+31.70	-214.74	16.101	SET NAIL & DISC STAMPED "LB7055 GPS/TRAV"	1316847.469	514818.050
MSP636	675+23.53	181.49	64.793	SET NAIL & DISC STAMPED "LB7055 GPS/TRAV"	1315248.098	517400.100	MSP824	644+40.88	-164.59	15.188	SET NAIL & DISC STAMPED "LB7055 GPS/TRAV"	1316834.455	514707.103
MSP637	684+88.39	119.82	85.647	SET NAIL & DISC STAMPED "LB7055 GPS/TRAV"	1315583.220	518337.929	MSP825	644+30.53	-261.58	16.010	SET NAIL & DISC STAMPED "LB7055 GPS/TRAV"	1316930.099	514726.902
MSP638	690+63.07	-672.00	67.389	SET NAIL & DISC STAMPED "LB7055 GPS/TRAV"	1316511.772	518658.745	MSP826	644+95.37	-284.47	16.579	SET NAIL & DISC STAMPED "LB7055 GPS/TRAV"	1316927.237	514804.404
MSP639	661+55.33	454.27	4.599	SET NAIL & DISC STAMPED "LB7055 GPS/TRAV"	1315346.889	515820.419	MSP827	629+45.80	-160.59	9.841	SET NAIL & DISC STAMPED "LB7055 GPS/TRAV"	1316929.307	513168.606
MSP640	670+11.80	89.89	32.658	SET NAIL & DISC STAMPED "LB7055 GPS/TRAV"	1315339.066	516853.690	MSP828	629+69.03	-109.24	9.620	SET NAIL & DISC STAMPED "LB7055 GPS/TRAV"	1316878.217	513192.409
MSP641	679+95.38	228.85	45.158	SET NAIL & DISC STAMPED "LB7055 GPS/TRAV"	1315326.435	517903.599	MSP829	621+73.83	-245.76	12.709	SET NAIL & DISC STAMPED "LB7055 GPS/TRAV"	1316912.615	512344.213
MSP642	688+77.40	162.97	73.334	SET NAIL & DISC STAMPED "LB7055 GPS/TRAV"	1315658.133	518719.658	MSP830	621+17.85	-246.94	12.433	SET NAIL & DISC STAMPED "LB7055 GPS/TRAV"	1316897.801	512285.242
MSP643	692+49.55	-797.93	56.987	SET NAIL & DISC STAMPED "LB7055 GPS/TRAV"	1316686.625	518808.165	MSP831	619+97.34	228.52	7.731	SET NAIL & DISC STAMPED "LB7055 GPS/TRAV"	1316407.859	512308.481
MSP644	657+41.49	-195.01	5.208	SET NAIL & DISC STAMPED "LB7055 GPS/TRAV"	1316128.988	515858.380	MSP832	620+16.79	285.97	8.384	SET NAIL & DISC STAMPED "LB7055 GPS/TRAV"	1316358.686	512343.070
MSP645	667+34.38	-125.30	43.283	SET NAIL & DISC STAMPED "LB7055 GPS/TRAV"	1315605.528	516629.041	MSP833	620+82.63	178.14	8.397	SET NAIL & DISC STAMPED "LB7055 GPS/TRAV"	1316479.559	512369.104
MSP646	677+94.41	-119.63	73.508	SET NAIL & DISC STAMPED "LB7055 GPS/TRAV"	1315598.058	517608.400	MSP834	615+88.24	127.80	9.053	SET NAIL & DISC STAMPED "LB7055 GPS/TRAV"	1316355.490	511915.680
MSP647	687+69.21	-309.76	63.167	SET NAIL & DISC STAMPED "LB7055 GPS/TRAV"	1316077.971	518476.772	MSP835	617+77.53	-247.98	12.323	SET NAIL & DISC STAMPED "LB7055 GPS/TRAV"	1316777.362	511935.913
MSP648	654+63.95	-251.85	6.065	SET NAIL & DISC STAMPED "LB7055 GPS/TRAV"	1316343.304	515673.097	MSP836	610+66.02	89.75	13.250	SET NAIL & DISC STAMPED "LB7055 GPS/TRAV"	1316124.927	511468.491
MSP649	659+11.18	197.89	5.249	SET NAIL & DISC STAMPED "LB7055 GPS/TRAV"	1315714.131	515753.227	MSP837	606+55.62	406.96	14.334	SET NAIL & DISC STAMPED "LB7055 GPS/TRAV"	1315640.552	511392.749
MSP650	595+66.91	261.23	23.387	SET NAIL & DISC STAMPED "LB7055 GPS/TRAV"	1314941.313	510768.247	MSP838	599+97.82	-147.17	18.779	SET NAIL & DISC STAMPED "LB7055 GPS/TRAV"	1315489.033	510571.530
MSP651	597+45.26	141.56	18.189	SET NAIL & DISC STAMPED "LB7055 GPS/TRAV"	1315132.725	510712.681	MSP839	599+55.53	-170.31	19.774	SET NAIL & DISC STAMPED "LB7055 GPS/TRAV"	1315461.147	510528.453
MSP652	591+45.55	-405.50	19.678	SET NAIL & DISC STAMPED "LB7055 GPS/TRAV"	1314647.980	510031.011	MSP840	599+13.05	-134.42	18.824	SET NAIL & DISC STAMPED "LB7055 GPS/TRAV"	1315403.629	510537.590
MSP653	577+3.22	157.62	15.688	SET NAIL & DISC STAMPED "LB7055 GPS/TRAV"	1313139.749	510243.107	MSP841	599+51.68	-78.94	18.488	SET NAIL & DISC STAMPED "LB7055 GPS/TRAV"	1315412.469	510605.879
MSP654	572+25.27	-117.23	16.174	SET NAIL & DISC STAMPED "LB7055 GPS/TRAV"	1312957.847	509720.288	MSP842	595+39.58	233.60	21.442	SET NAIL & DISC STAMPED "LB7055 GPS/TRAV"	1314926.986	510734.729
MSP800	1018+9.12	381.07	31.042	SET NAIL & DISC STAMPED "LB7055 GPS/TRAV"	1306537.813	547049.758	MSP843	594+79.56	271.15	22.085	SET NAIL & DISC STAMPED "LB7055 GPS/TRAV"	1314866.461	510756.171
MSP801	1016+89.64	-416.76	29.992	SET NAIL & DISC STAMPED "LB7055 GPS/TRAV"	1307344.536	547046.949	MSP844	592+87.48	-6.86	18.237	SET NAIL & DISC STAMPED "LB7055 GPS/TRAV"	1314752.018	510446.446
MSP802	876+51.81	-242.66	10.947	SET NAIL & DISC STAMPED "LB7055 GPS/TRAV"	1314953.500	536996.996	MSP845	591+3.33	-373.85	19.493	SET NAIL & DISC STAMPED "LB7055 GPS/TRAV"	1314594.720	510058.367
MSP803	878+92.69	419.95	10.847	SET NAIL & DISC STAMPED "LB7055 GPS/TRAV"	1314250.404	536997.126	MSP846	922+54.04	275.54	25.276	SET NAIL & DISC STAMPED "LB7055 GPS/TRAV"	1311355.833	539580.925
MSP804	843+57.09	-114.30	15.130	SET NAIL & DISC STAMPED "LB7055 GPS/TRAV"	1314809.552	533667.714	MSP847	924+63.24	-305.92	24.634	SET NAIL & DISC STAMPED "LB7055 GPS/TRAV"	1311326.462	540198.174
MSP805	824+36.29	74.39	8.812	SET NAIL & DISC STAMPED "LB7055 GPS/TRAV"	1314786.992	531753.872	MSP848	699+6.64	633.19	6.475	SET NAIL & DISC STAMPED "LB7055 GPS/TRAV"	1315486.679	519831.270
MSP806	824+58.31	-166.20	6.971	SET NAIL & DISC STAMPED "LB7055 GPS/TRAV"	1315027.146	531780.484	MSP849	700+13.74	210.96	6.875	SET NAIL & DISC STAMPED "LB7055 GPS/TRAV"	1315922.166	519821.353
MSP807	772+22.00	-393.05	5.997	SET NAIL & DISC STAMPED "LB7055 GPS/TRAV"	1315088.708	526551.128	MSP850	701+42.43	-156.46	6.110	SET NAIL & DISC STAMPED "LB7055 GPS/TRAV"	1316310.635	519846.923
MSP808	771+46.20	-392.40	8.076	SET NAIL & DISC STAMPED "LB7055 GPS/TRAV"	1315088.056	526475.323	MSP851	700+56.94	-166.14	6.468	SET NAIL & DISC STAMPED "LB7055 GPS/TRAV"	1316297.055	519761.967
MSP809	771+6.33	-401.55	6.630	SET NAIL & DISC STAMPED "LB7055 GPS/TRAV"	1315097.206	526435.452	MSP852	701+66.73	-292.13	5.785	SET NAIL & DISC STAMPED "LB7055 GPS/TRAV"	1316447.849	519833.993
MSP810	772+4.25	383.23	6.964	SET NAIL & DISC STAMPED "LB7055 GPS/TRAV"	1314312.426	526533.390	MSP853	701+8.52	-315.94	6.575	SET NAIL & DISC STAMPED "LB7055 GPS/TRAV"	1316455.198	519771.527
MSP811	771+56.51	390.65	8.116	SET NAIL & DISC STAMPED "LB7055 GPS/TRAV"	1314305.001	526485.645	MSP854	672+84.85	378.06	10.894	SET NAIL & DISC STAMPED "LB7055 GPS/TRAV"	1315032.971	517141.274
MSP812	771+3.16	372.04	7.065	SET NAIL & DISC STAMPED "LB7055 GPS/TRAV"	1314323.615	526432.294	MSP855	672+59.25	343.25	10.991	SET NAIL & DISC STAMPED "LB7055 GPS/TRAV"	1315067.712	517110.773
MSP813	722+74.72	-156.18	7.179	SET NAIL & DISC STAMPED "LB7055 GPS/TRAV"	1316563.102	522013.501	MSP856	672+94.48	45.73	7.884	SET NAIL & DISC STAMPED "LB7055 GPS/TRAV"	1315365.395	517148.258
MSP814	723+71.96	181.33	5.302	SET NAIL & DISC STAMPED "LB7055 GPS/TRAV"	1316212.084	522012.888	MSP857	672+61.90	48.01	7.270	SET NAIL & DISC STAMPED "LB7055 GPS/TRAV"	1315362.948	517114.895
MSP815	654+56.13	-313.82	7.033	SET NAIL & DISC STAMPED "LB7055 GPS/TRAV"	1316397.181	515704.698	MSP858	672+52.46	-423.83	5.840	SET NAIL & DISC STAMPED "LB7055 GPS/TRAV"	1315834.827	517109.135
MSP816	655+25.42	-395.15	7.607	SET NAIL & DISC STAMPED "LB7055 GPS/TRAV"	1316419.375	515809.200	MSP859	642+0.29	160.33	7.362	SET NAIL & DISC STAMPED "LB7055 GPS/TRAV"	1316583.545	514390.666
MSP817	655+56.87	-419.87	6.779	SET NAIL & DISC STAMPED "LB7055 GPS/TRAV"	1316419.786	515849.213	MSP860	637+44.73	118.29	7.027	SET NAIL & DISC STAMPED "LB7055 GPS/TRAV"	1316659.345	513970.597
MSP818	660+38.53	214.66	5.801	SET NAIL & DISC STAMPED "LB7055 GPS/TRAV"	1315621.726	515846.057	MSP861	637+49.99	-151.74	11.445	SET NAIL & DISC STAMPED "LB7055 GPS/TRAV"	1316929.421	513972.853
MSP819	659+93.99	248.51	6.393	SET NAIL & DISC STAMPED "LB7055 GPS/TRAV"	1315623.509	515787.987							

REVISIONS				Kisinger Campo & Associates Corp. 201 N. Franklin Street, Suite 900 Tampa, Florida 33602 Engineer of Record: Tara K.M. Spieler, P.E. P.E. No.: 55333	TAMPA HILLSBOROUGH EXPRESSWAY AUTHORITY			PROJECT LAYOUT (10)	SHEET NO. 22
DATE	DESCRIPTION	DATE	DESCRIPTION		ROAD NO.	COUNTY	THEA PROJECT ID		
					SR 618	HILLSBOROUGH	O-00619D		

THE OFFICIAL RECORD OF THIS SHEET IS THE ELECTRONIC FILE DIGITALLY SIGNED AND SEALED UNDER RULE 61G15-23.004, F.A.C.

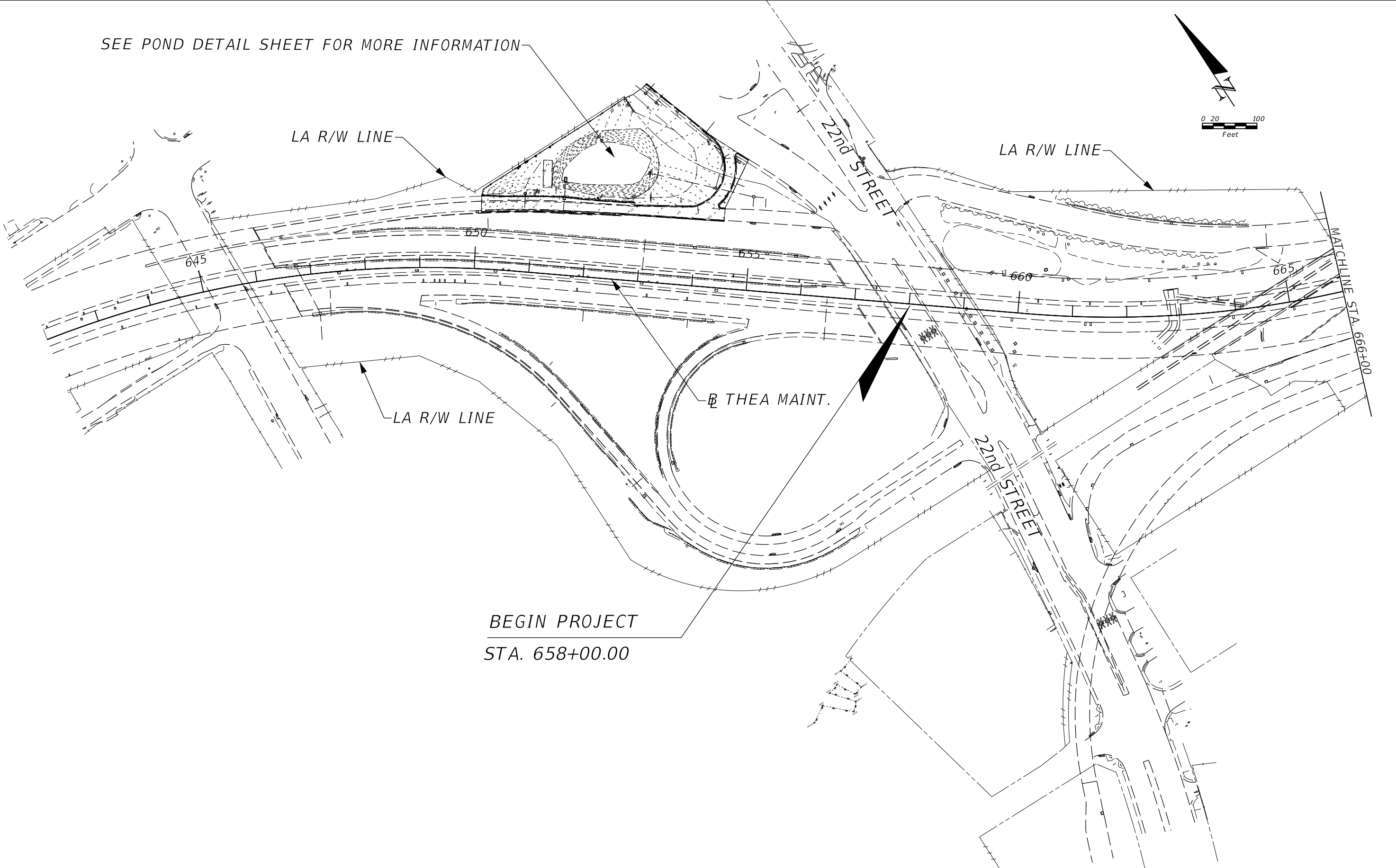
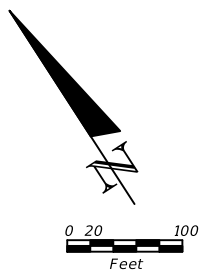
GENERAL NOTES:

1. BENCHMARK ELEVATIONS SHOWN ON THE PLANS ARE NORTH AMERICAN VERTICAL DATUM OF 1988 (NAVD 88).
2. HORIZONTAL DATUM IS BASED ON THE FLORIDA STATE PLANE COORDINATE SYSTEM, WEST ZONE (902), NORTH AMERICAN DATUM OF 1983/2011.
3. STATIONS AND OFFSETS IN THESE PLANS ARE BASED ON THE BL THEA MAINT.
4. ALL SURVEY INFORMATION WAS OBTAINED FROM A LICENSED FLORIDA PROFESSIONAL SURVEYOR AND MAPPER, AND WAS UTILIZED AS SUPPORTING DATA IN THE PRODUCTION OF DESIGN PLANS AND FOR CONSTRUCTION ON SUBJECT PROJECT. THE PROFESSIONAL SURVEYOR AND MAPPER OF RECORD IS:

ERIC M. ORNDORFF, LS
LS NO. 7248
WGI, INC.
3111 W DOCTOR MARTIN LUTHER KING JR BLVD.,
SUITE 375
TAMPA, FL 33607
LICENSED BUSINESS NO. 7055
5. EXISTING DRAINAGE STRUCTURES/ PIPES WITHIN CONSTRUCTION LIMITS SHALL REMAIN UNLESS OTHERWISE NOTED.
6. DISTURBED GRASS AREAS, INCLUDING AREAS OUTSIDE CONSTRUCTION LIMITS, SHALL BE REPLACED "IN-KIND" TO THEIR PRE-CONSTRUCTION CONDITION AT THE CONTRACTORS EXPENSE.
7. USE CAUTION WHEN EXCAVATING NEAR DITCHES LINED WITH FABRIC-FORMED RIP RAP AND DITCH PAVEMENT. THESE ELEMENTS ARE NOT TO BE DISTURBED.
8. USE CAUTION WHEN CLEARING AND GRUBBING AS TO NOT DISTURB EXISTING FEATURES SUCH AS DRAINAGE STRUCTURES NOT SHOWN IN THE PLANS.
9. EXISTING DITCH BOTTOM ELEVATION IS TO BE MAINTAINED.
10. THE LOCATION(S) OF THE EXISTING UTILITIES ARE NOT SHOWN IN THE PLANS DUE TO THE SCOPE NATURE OF THIS PROJECT. IF THE CONTRACTOR FINDS EXCAVATION/RESTORATION CONSTRUCTION METHODS TO POTENTIALLY BE IN CONFLICT WITH EXISTING UTILITIES BASED ON THE FIELD CONDITIONS, THEA AND THE ENGINEER MUST BE NOTIFIED PRIOR TO PERFORMING THE PROPOSED WORK. THEA AND THE ENGINEER WILL DETERMINE IF FIELD VERIFICATION TECHNIQUES ARE REQUIRED TO CONFIRM THE POTENTIAL UTILITY CONFLICT.

REVISIONS				Kisinger Campo & Associates Corp. 201 N. Franklin Street, Suite 900 Tampa, Florida 33602 Engineer of Record: Tara K.M. Spieler, P.E. P.E. No.: 55333	TAMPA HILLSBOROUGH EXPRESSWAY AUTHORITY			GENERAL NOTES	SHEET NO.
DATE	DESCRIPTION	DATE	DESCRIPTION		ROAD NO.	COUNTY	THEA PROJECT ID		
					SR 618	HILLSBOROUGH	O-00619D		

SEE POND DETAIL SHEET FOR MORE INFORMATION



BEGIN PROJECT
STA. 658+00.00

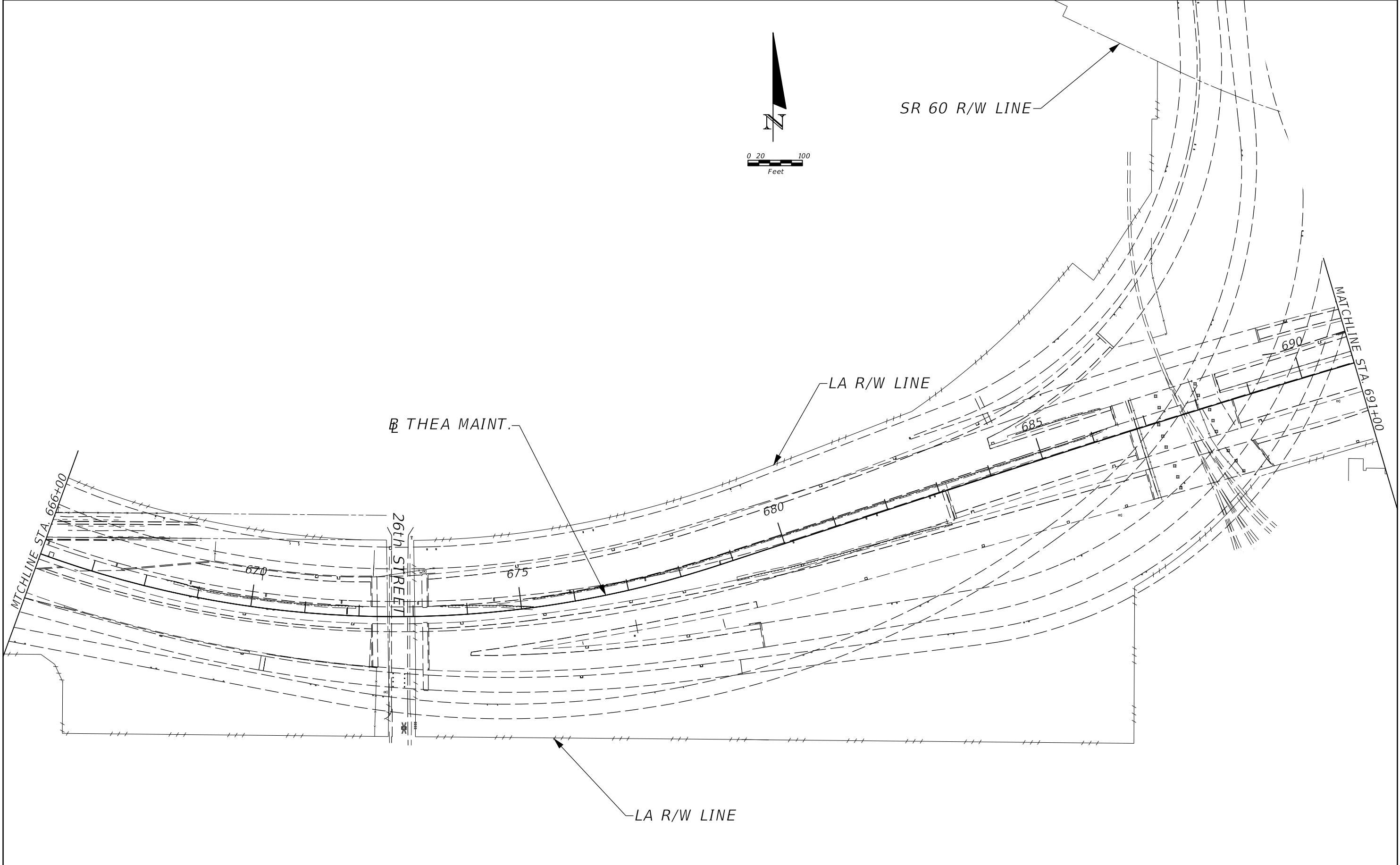
REVISIONS	
DATE	DESCRIPTION

Kisinger Campo & Associates Corp.
201 N. Franklin Street, Suite 900
Tampa, Florida 33602
Engineer of Record: Tara K.M. Spieler, P.E.
P.E. No.: 55333

TAMPA HILLSBOROUGH EXPRESSWAY AUTHORITY		
ROAD NO.	COUNTY	THEA PROJECT ID
SR 618	HILLSBOROUGH	O-00619D

PLAN (1)

SHEET NO.
24



REVISIONS			
DATE	DESCRIPTION	DATE	DESCRIPTION

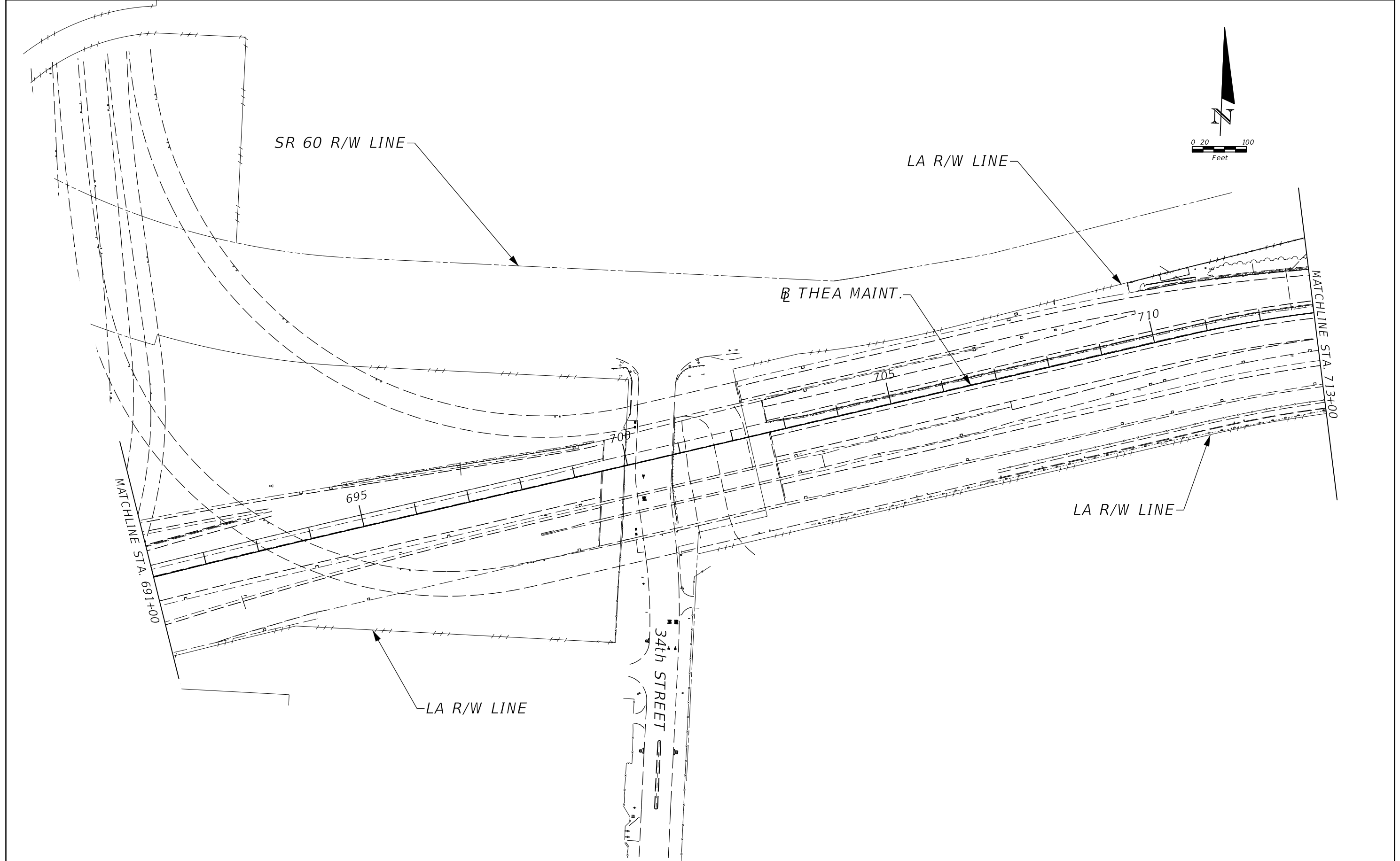
Kisinger Campo & Associates Corp.
 201 N. Franklin Street, Suite 900
 Tampa, Florida 33602
 Engineer of Record: Tara K.M. Spieler, P.E.
 P.E. No.: 55333

TAMPA HILLSBOROUGH EXPRESSWAY AUTHORITY		
ROAD NO.	COUNTY	THEA PROJECT ID
SR 618	HILLSBOROUGH	O-00619D

PLAN (2)

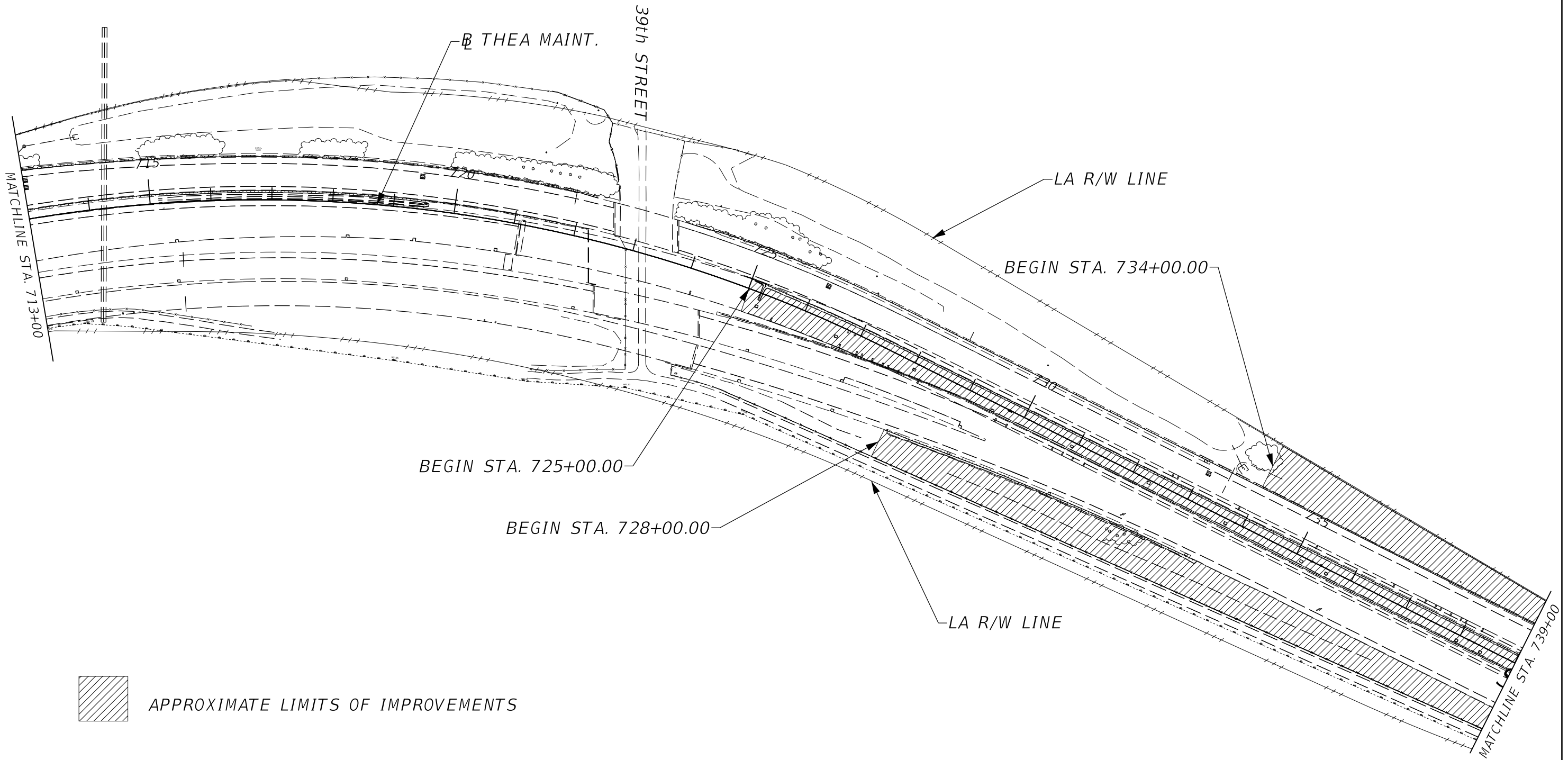

SHEET NO.
25

THE OFFICIAL RECORD OF THIS SHEET IS THE ELECTRONIC FILE DIGITALLY SIGNED AND SEALED UNDER RULE 61G15-23.004, F.A.C.



REVISIONS				Kisinger Campo & Associates Corp. 201 N. Franklin Street, Suite 900 Tampa, Florida 33602 Engineer of Record: Tara K.M. Spieler, P.E. P.E. No.: 55333	TAMPA HILLSBOROUGH EXPRESSWAY AUTHORITY			SHEET NO. 26
DATE	DESCRIPTION	DATE	DESCRIPTION		ROAD NO.	COUNTY	THEA PROJECT ID	
					SR 618	HILLSBOROUGH	O-00619D	PLAN (3)

THE OFFICIAL RECORD OF THIS SHEET IS THE ELECTRONIC FILE DIGITALLY SIGNED AND SEALED UNDER RULE 61G15-23.004, F.A.C.



 APPROXIMATE LIMITS OF IMPROVEMENTS

REVISIONS		REVISIONS	
DATE	DESCRIPTION	DATE	DESCRIPTION

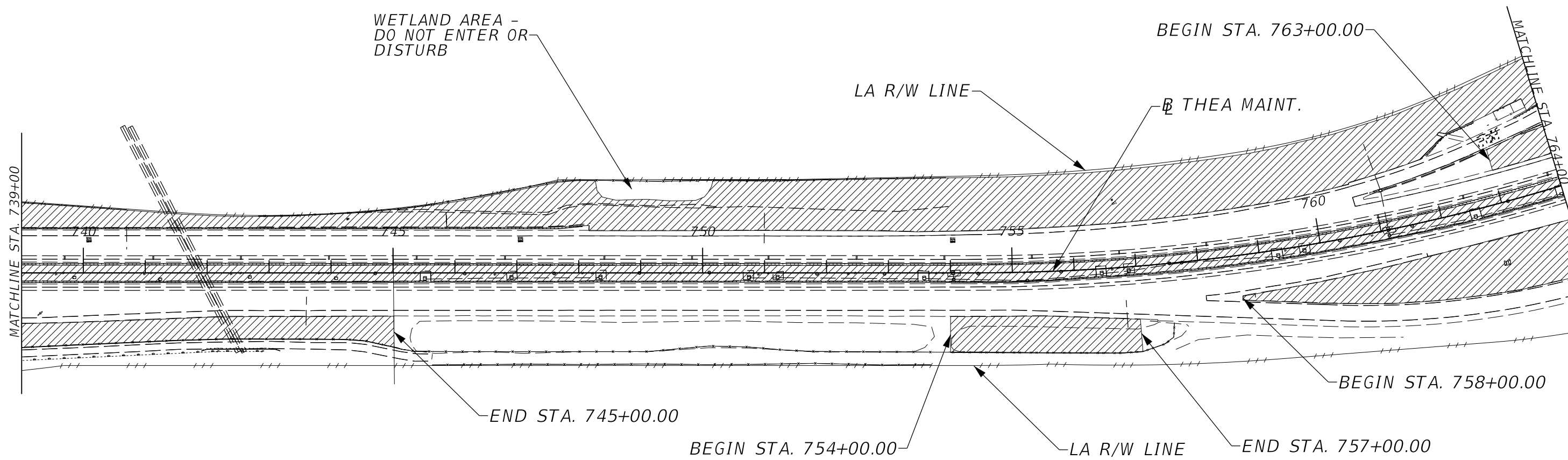
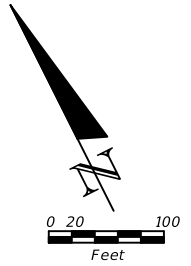
Kisinger Campo & Associates Corp.
 201 N. Franklin Street, Suite 900
 Tampa, Florida 33602
 Engineer of Record: Tara K.M. Spieler, P.E.
 P.E. No.: 55333

TAMPA HILLSBOROUGH EXPRESSWAY AUTHORITY		
ROAD NO.	COUNTY	THEA PROJECT ID
SR 618	HILLSBOROUGH	O-00619D

PLAN (4)

SHEET NO.
27

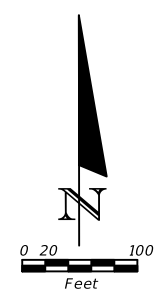
THE OFFICIAL RECORD OF THIS SHEET IS THE ELECTRONIC FILE DIGITALLY SIGNED AND SEALED UNDER RULE 61G15-23.004, F.A.C.



 APPROXIMATE LIMITS OF IMPROVEMENTS

REVISIONS				Kisinger Campo & Associates Corp. 201 N. Franklin Street, Suite 900 Tampa, Florida 33602 Engineer of Record: Tara K.M. Spieler, P.E. P.E. No.: 55333			TAMPA HILLSBOROUGH EXPRESSWAY AUTHORITY			SHEET NO. 28
DATE	DESCRIPTION	DATE	DESCRIPTION				ROAD NO.	COUNTY	THEA PROJECT ID	
				SR 618	HILLSBOROUGH	O-00619D	PLAN (5)			

THE OFFICIAL RECORD OF THIS SHEET IS THE ELECTRONIC FILE DIGITALLY SIGNED AND SEALED UNDER RULE 61G15-23.004, F.A.C.



REPLACE DITCH PAVEMENT AS NEEDED

WETLAND AREA -
DO NOT ENTER OR
DISTURB

LA R/W LINE

END STA. 770+00.00

END STA. 770+00.00

BEGIN STA. 773+00.00

REPLACE DITCH PAVEMENT AS NEEDED

LA R/W LINE

BEGIN STA. 787+00.00

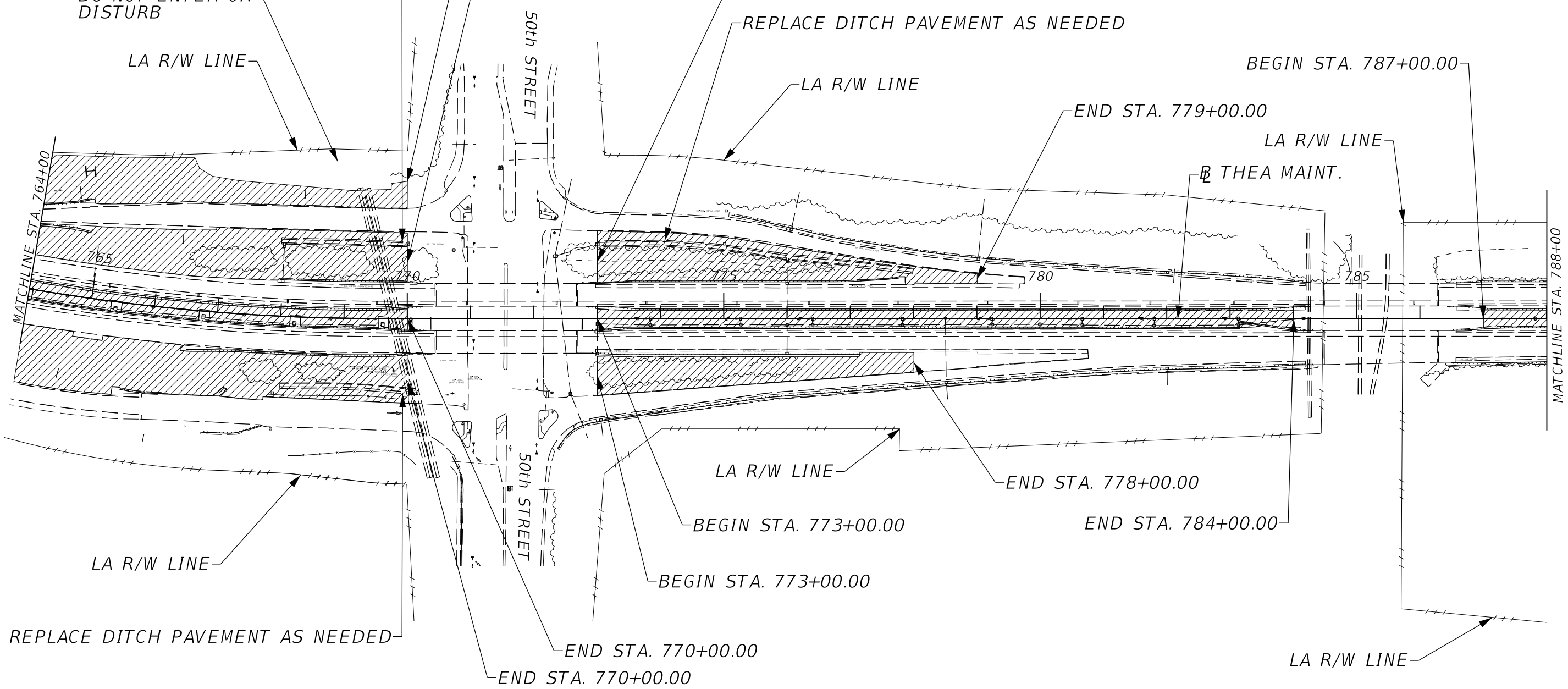
END STA. 779+00.00

LA R/W LINE

THEA MAINT.

MATCHLINE STA. 764+00

MATCHLINE STA. 788+00



LA R/W LINE

LA R/W LINE

END STA. 778+00.00

END STA. 784+00.00

BEGIN STA. 773+00.00

BEGIN STA. 773+00.00

REPLACE DITCH PAVEMENT AS NEEDED

END STA. 770+00.00

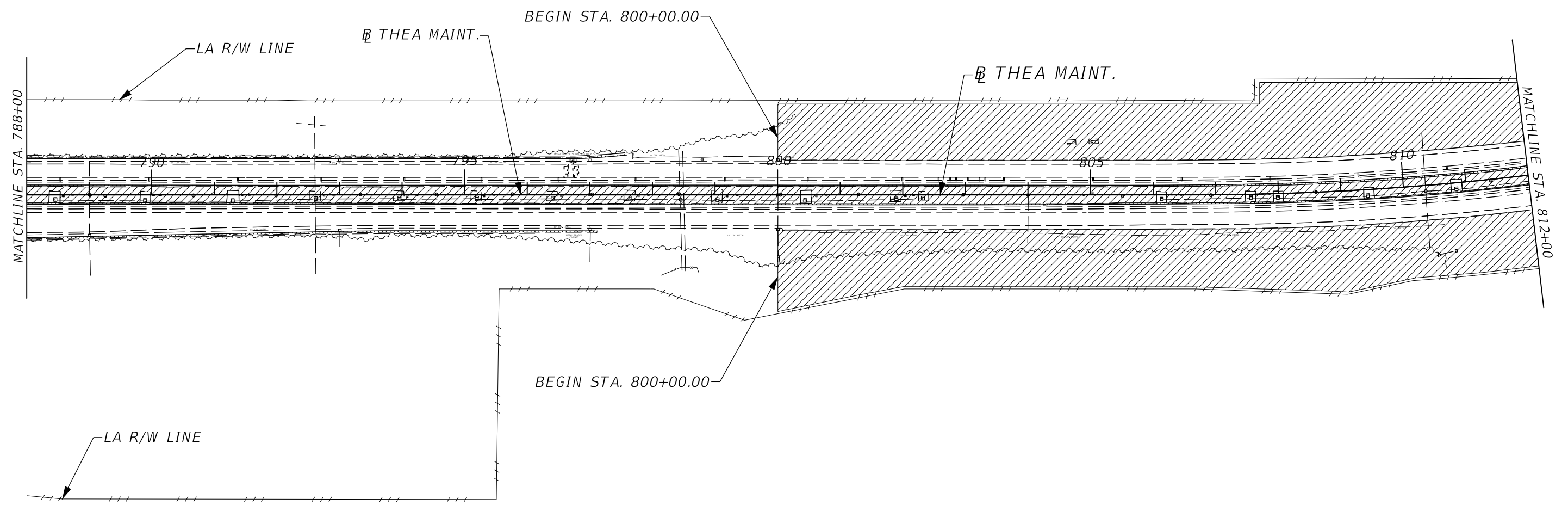
END STA. 770+00.00

LA R/W LINE



APPROXIMATE LIMITS OF IMPROVEMENTS

REVISIONS		REVISIONS		Kisinger Campo & Associates Corp. 201 N. Franklin Street, Suite 900 Tampa, Florida 33602 Engineer of Record: Tara K.M. Spieler, P.E. P.E. No.: 55333	TAMPA HILLSBOROUGH EXPRESSWAY AUTHORITY			PLAN (6)	SHEET NO. 29
DATE	DESCRIPTION	DATE	DESCRIPTION		ROAD NO.	COUNTY	THEA PROJECT ID		
					SR 618	HILLSBOROUGH	O-00619D		

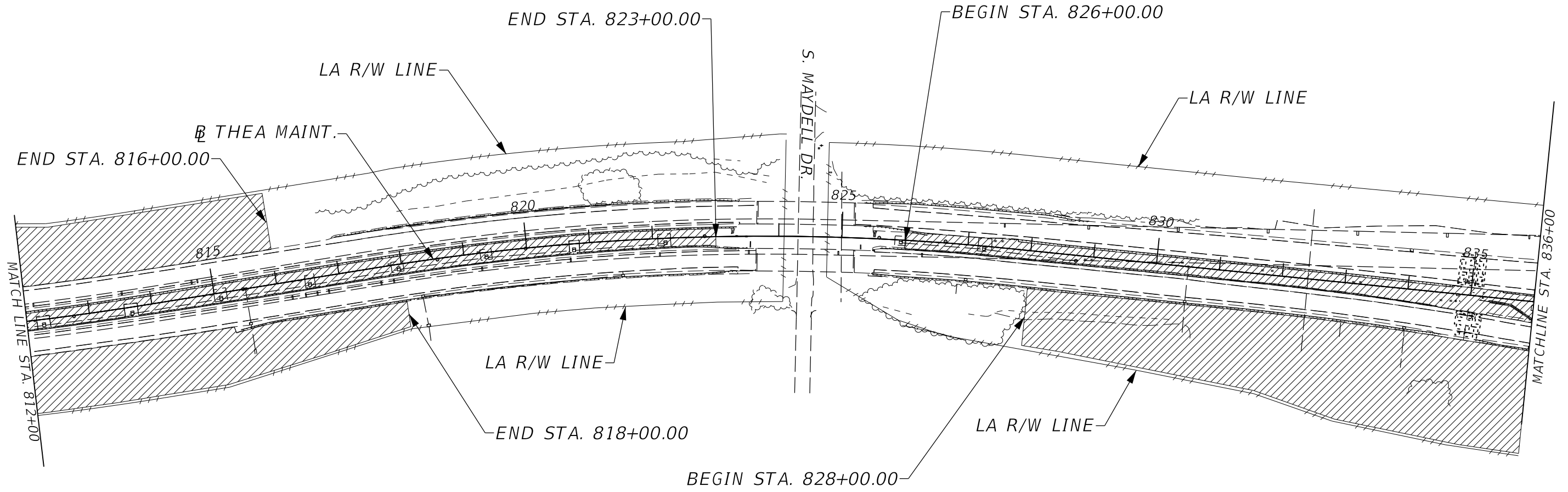
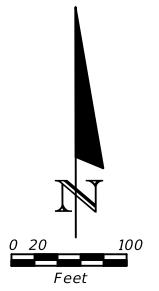


 APPROXIMATE LIMITS OF IMPROVEMENTS

REVISIONS				Kisinger Campo & Associates Corp. 201 N. Franklin Street, Suite 900 Tampa, Florida 33602 Engineer of Record: Tara K.M. Spieler, P.E. P.E. No.: 55333	TAMPA HILLSBOROUGH EXPRESSWAY AUTHORITY			SHEET NO. 30
DATE	DESCRIPTION	DATE	DESCRIPTION		ROAD NO.	COUNTY	THEA PROJECT ID	
					SR 618	HILLSBOROUGH	O-00619D	

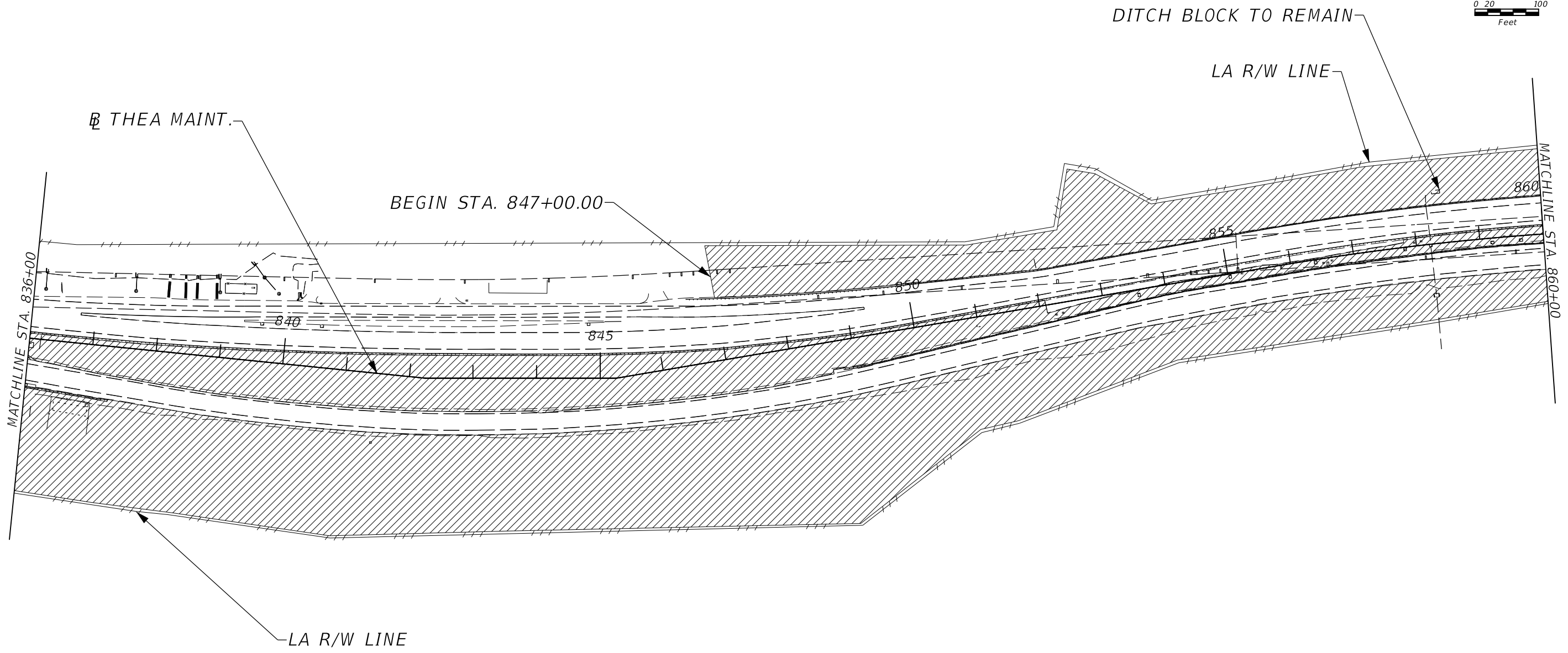
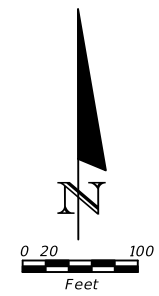
PLAN (7)

THE OFFICIAL RECORD OF THIS SHEET IS THE ELECTRONIC FILE DIGITALLY SIGNED AND SEALED UNDER RULE 61G15-23.004, F.A.C.



APPROXIMATE LIMITS OF IMPROVEMENTS

REVISIONS		REVISIONS		Kisinger Campo & Associates Corp. 201 N. Franklin Street, Suite 900 Tampa, Florida 33602 Engineer of Record: Tara K.M. Spieler, P.E. P.E. No.: 55333	TAMPA HILLSBOROUGH EXPRESSWAY AUTHORITY			PLAN (8)	SHEET NO. 31
DATE	DESCRIPTION	DATE	DESCRIPTION		ROAD NO.	COUNTY	THEA PROJECT ID		
					SR 618	HILLSBOROUGH	O-00619D		



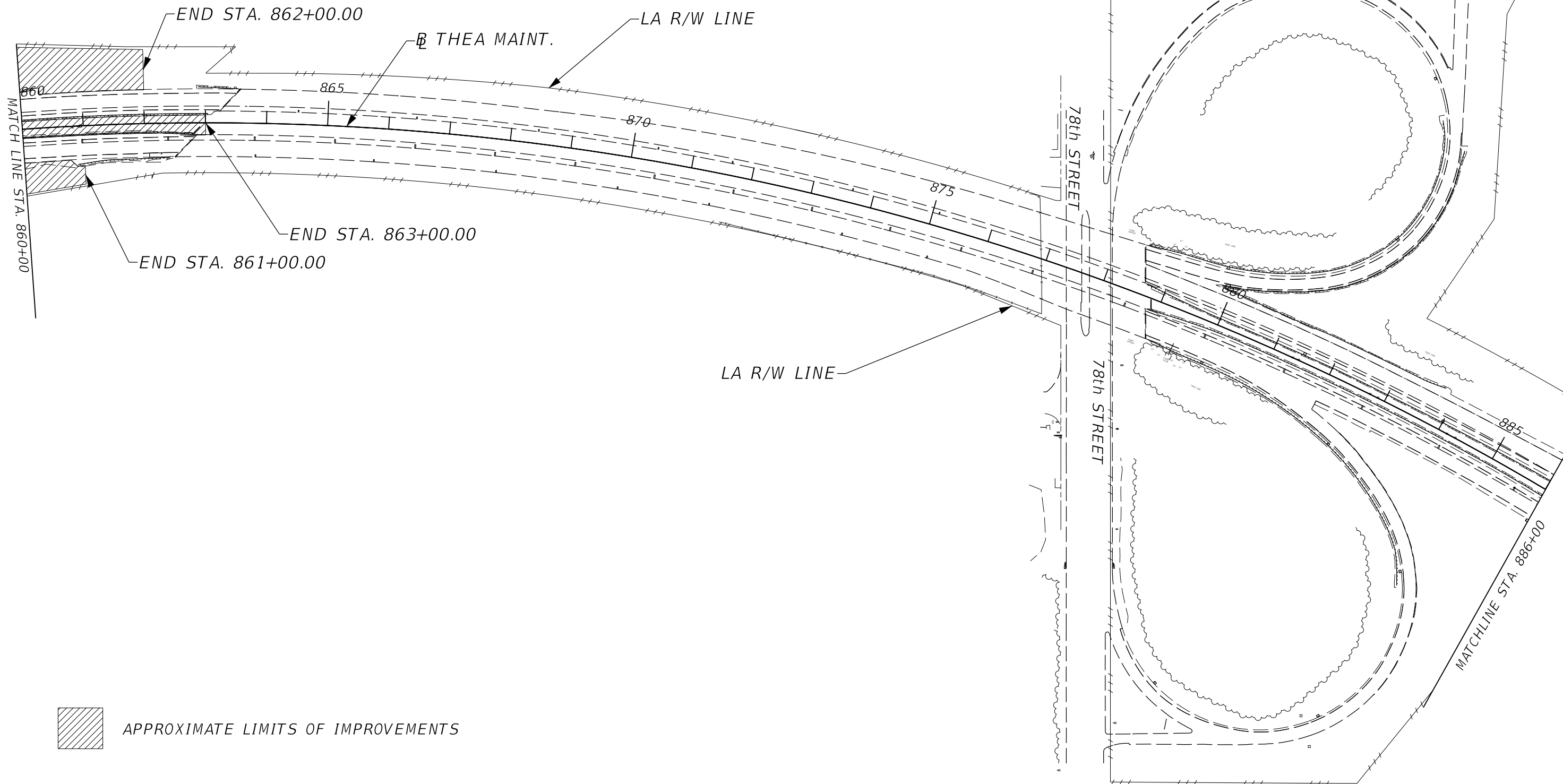
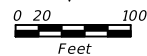
 APPROXIMATE LIMITS OF IMPROVEMENTS

REVISIONS				TAMPA HILLSBOROUGH EXPRESSWAY AUTHORITY			SHEET NO.
DATE	DESCRIPTION	DATE	DESCRIPTION	ROAD NO.	COUNTY	THEA PROJECT ID	
				SR 618	HILLSBOROUGH	O-00619D	32

Kisinger Campo & Associates Corp.
 201 N. Franklin Street, Suite 900
 Tampa, Florida 33602
 Engineer of Record: Tara K.M. Spieler, P.E.
 P.E. No.: 55333

PLAN (9)

THE OFFICIAL RECORD OF THIS SHEET IS THE ELECTRONIC FILE DIGITALLY SIGNED AND SEALED UNDER RULE 61G15-23.004, F.A.C.



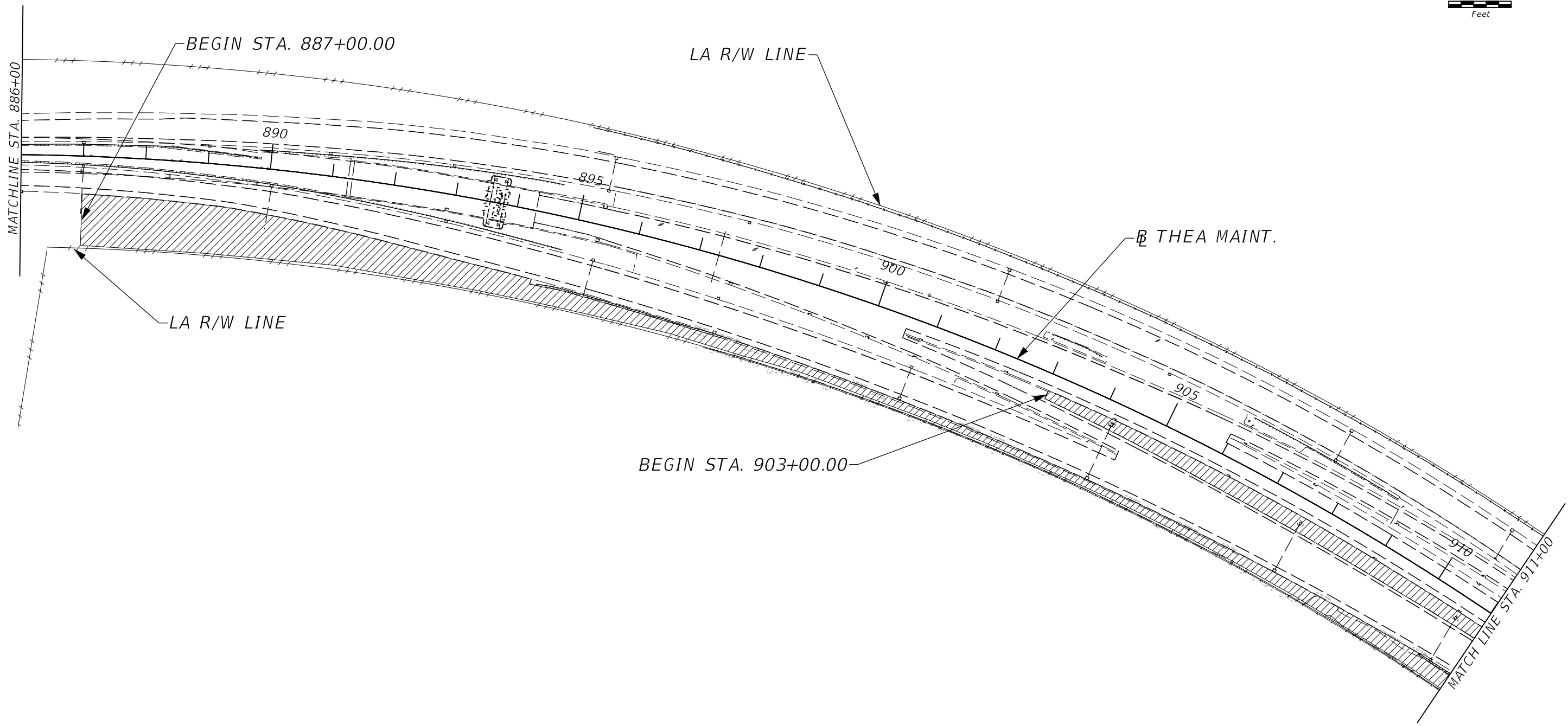
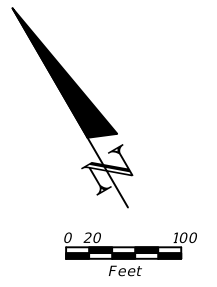
 APPROXIMATE LIMITS OF IMPROVEMENTS

REVISIONS				TAMPA HILLSBOROUGH EXPRESSWAY AUTHORITY			SHEET NO.
DATE	DESCRIPTION	DATE	DESCRIPTION	ROAD NO.	COUNTY	THEA PROJECT ID	
				SR 618	HILLSBOROUGH	O-00619D	33

Kisinger Campo & Associates Corp.
 201 N. Franklin Street, Suite 900
 Tampa, Florida 33602
 Engineer of Record: Tara K.M. Spieler, P.E.
 P.E. No.: 55333

PLAN (10)

THE OFFICIAL RECORD OF THIS SHEET IS THE ELECTRONIC FILE DIGITALLY SIGNED AND SEALED UNDER RULE 61G15-23.004, F.A.C.



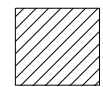
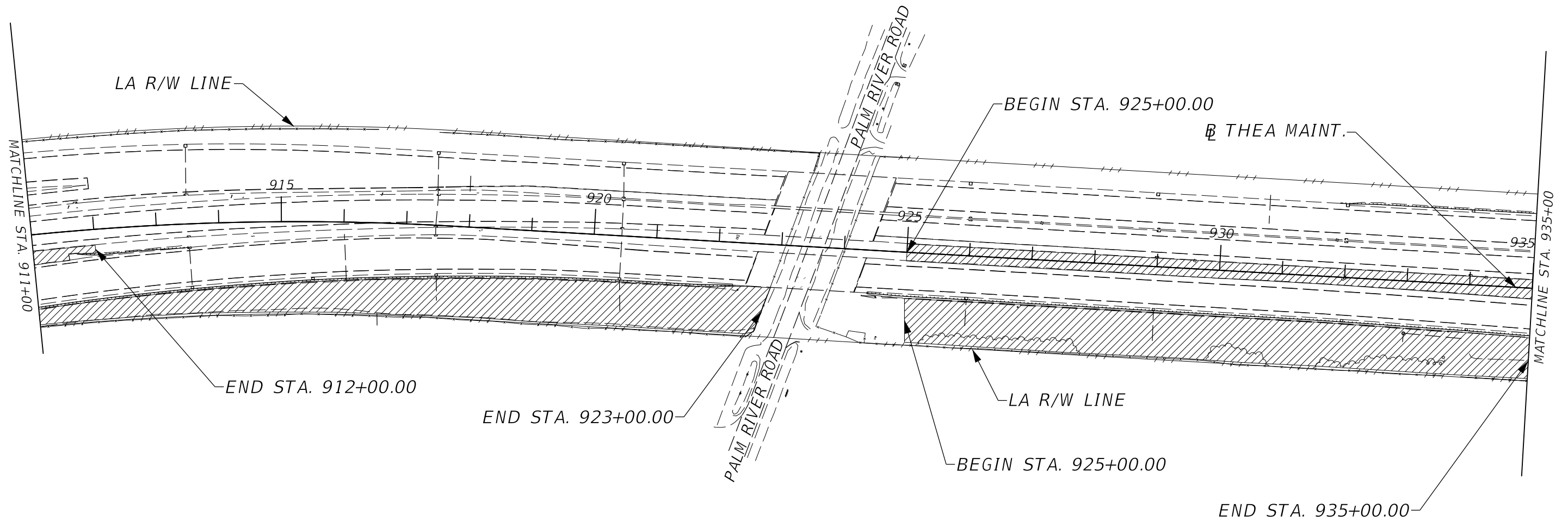
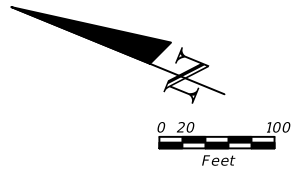
 APPROXIMATE LIMITS OF IMPROVEMENTS

REVISIONS				TAMPA HILLSBOROUGH EXPRESSWAY AUTHORITY			SHEET NO.
DATE	DESCRIPTION	DATE	DESCRIPTION	ROAD NO.	COUNTY	THEA PROJECT ID	
				SR 618	HILLSBOROUGH	O-00619D	34

Kisinger Campo & Associates Corp.
 201 N. Franklin Street, Suite 900
 Tampa, Florida 33602
 Engineer of Record: Tara K.M. Spieler, P.E.
 P.E. No.: 55333

PLAN (11)

THE OFFICIAL RECORD OF THIS SHEET IS THE ELECTRONIC FILE DIGITALLY SIGNED AND SEALED UNDER RULE 61G15-23.004, F.A.C.



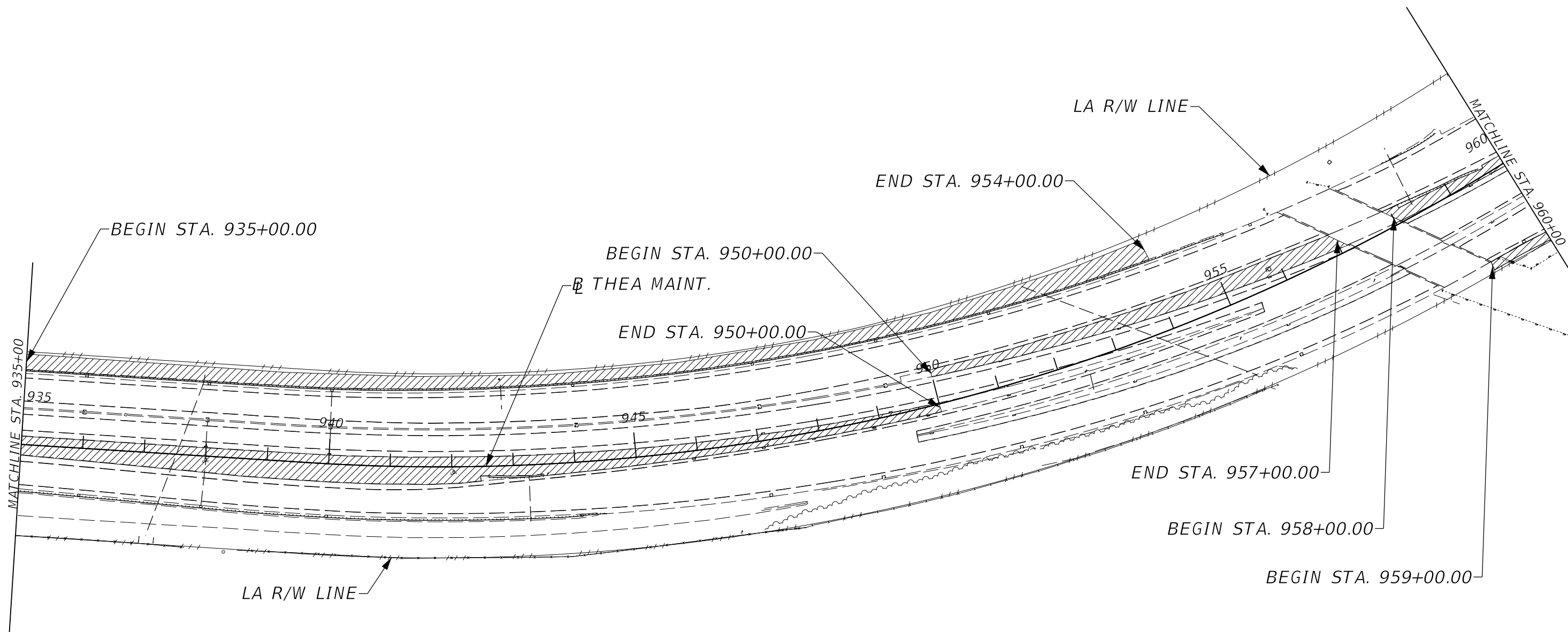
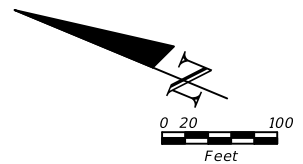
APPROXIMATE LIMITS OF IMPROVEMENTS

REVISIONS				TAMPA HILLSBOROUGH EXPRESSWAY AUTHORITY			SHEET NO.
DATE	DESCRIPTION	DATE	DESCRIPTION	ROAD NO.	COUNTY	THEA PROJECT ID	
				SR 618	HILLSBOROUGH	O-00619D	35

Kisinger Campo & Associates Corp.
 201 N. Franklin Street, Suite 900
 Tampa, Florida 33602
 Engineer of Record: Tara K.M. Spieler, P.E.
 P.E. No.: 55333

PLAN (12)

THE OFFICIAL RECORD OF THIS SHEET IS THE ELECTRONIC FILE DIGITALLY SIGNED AND SEALED UNDER RULE 61G15-23.004, F.A.C.

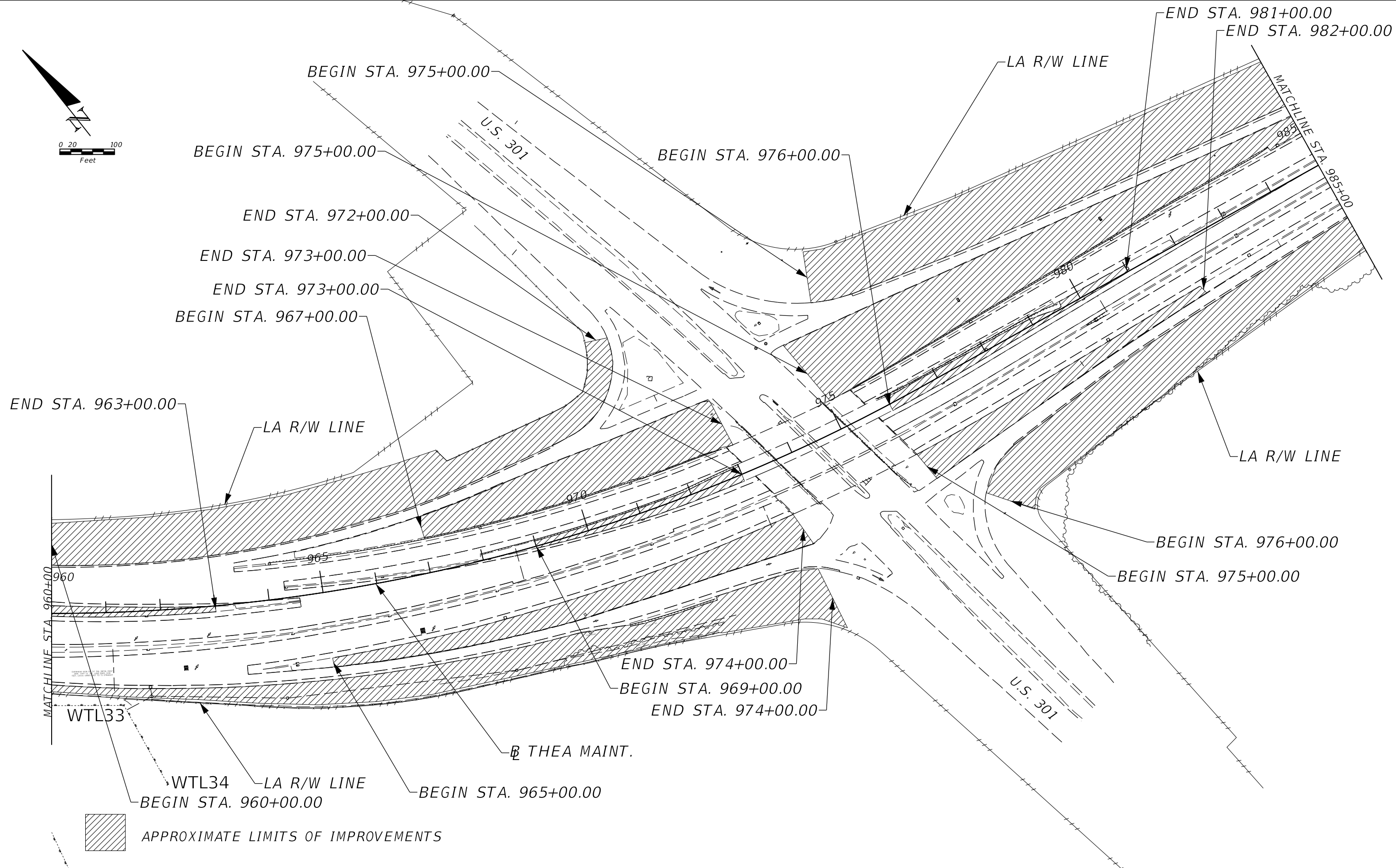
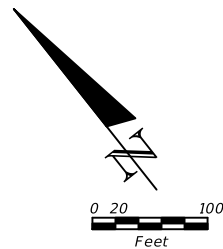


 APPROXIMATE LIMITS OF IMPROVEMENTS

REVISIONS				Kisinger Campo & Associates Corp. 201 N. Franklin Street, Suite 900 Tampa, Florida 33602 Engineer of Record: Tara K.M. Spieler, P.E. P.E. No.: 55333	TAMPA HILLSBOROUGH EXPRESSWAY AUTHORITY			SHEET NO. 36
DATE	DESCRIPTION	DATE	DESCRIPTION		ROAD NO.	COUNTY	THEA PROJECT ID	
					SR 618	HILLSBOROUGH	O-00619D	

PLAN (13)

THE OFFICIAL RECORD OF THIS SHEET IS THE ELECTRONIC FILE DIGITALLY SIGNED AND SEALED UNDER RULE 61G15-23.004, F.A.C.

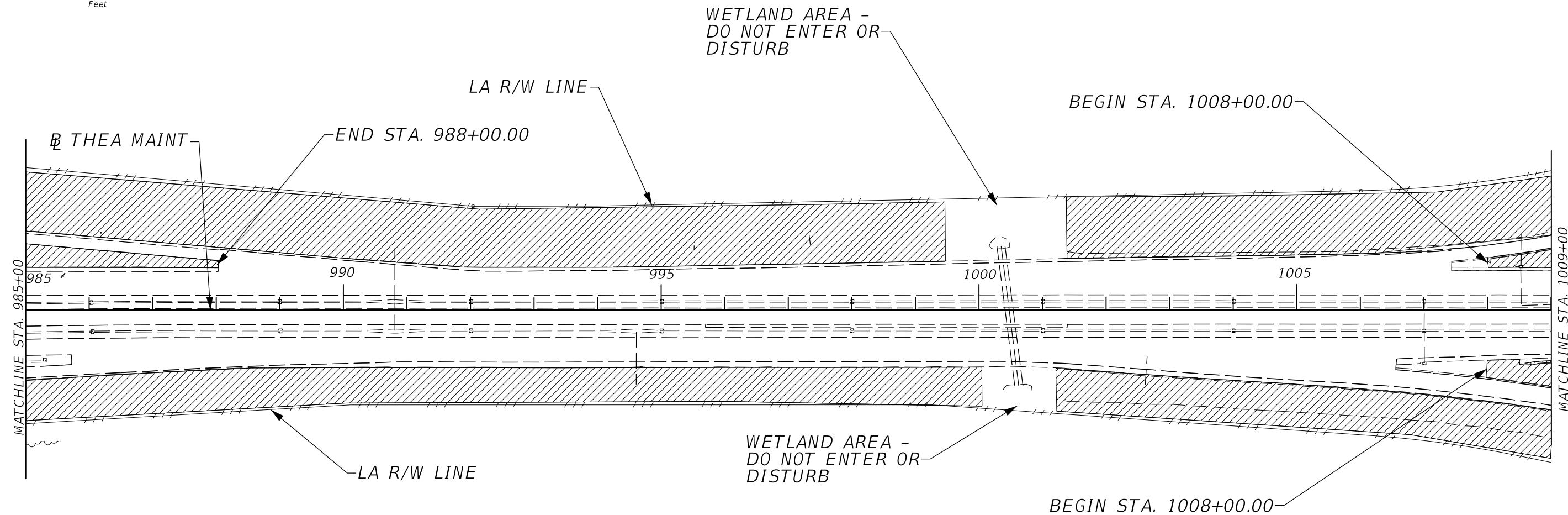
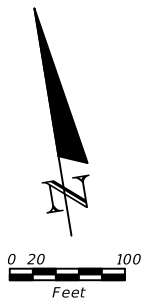


 APPROXIMATE LIMITS OF IMPROVEMENTS

REVISIONS				Kisinger Campo & Associates Corp. 201 N. Franklin Street, Suite 900 Tampa, Florida 33602 Engineer of Record: Tara K.M. Spieler, P.E. P.E. No.: 55333	TAMPA HILLSBOROUGH EXPRESSWAY AUTHORITY			SHEET NO. 37
DATE	DESCRIPTION	DATE	DESCRIPTION		ROAD NO.	COUNTY	THEA PROJECT ID	
					SR 618	HILLSBOROUGH	O-00619D	

PLAN (14)

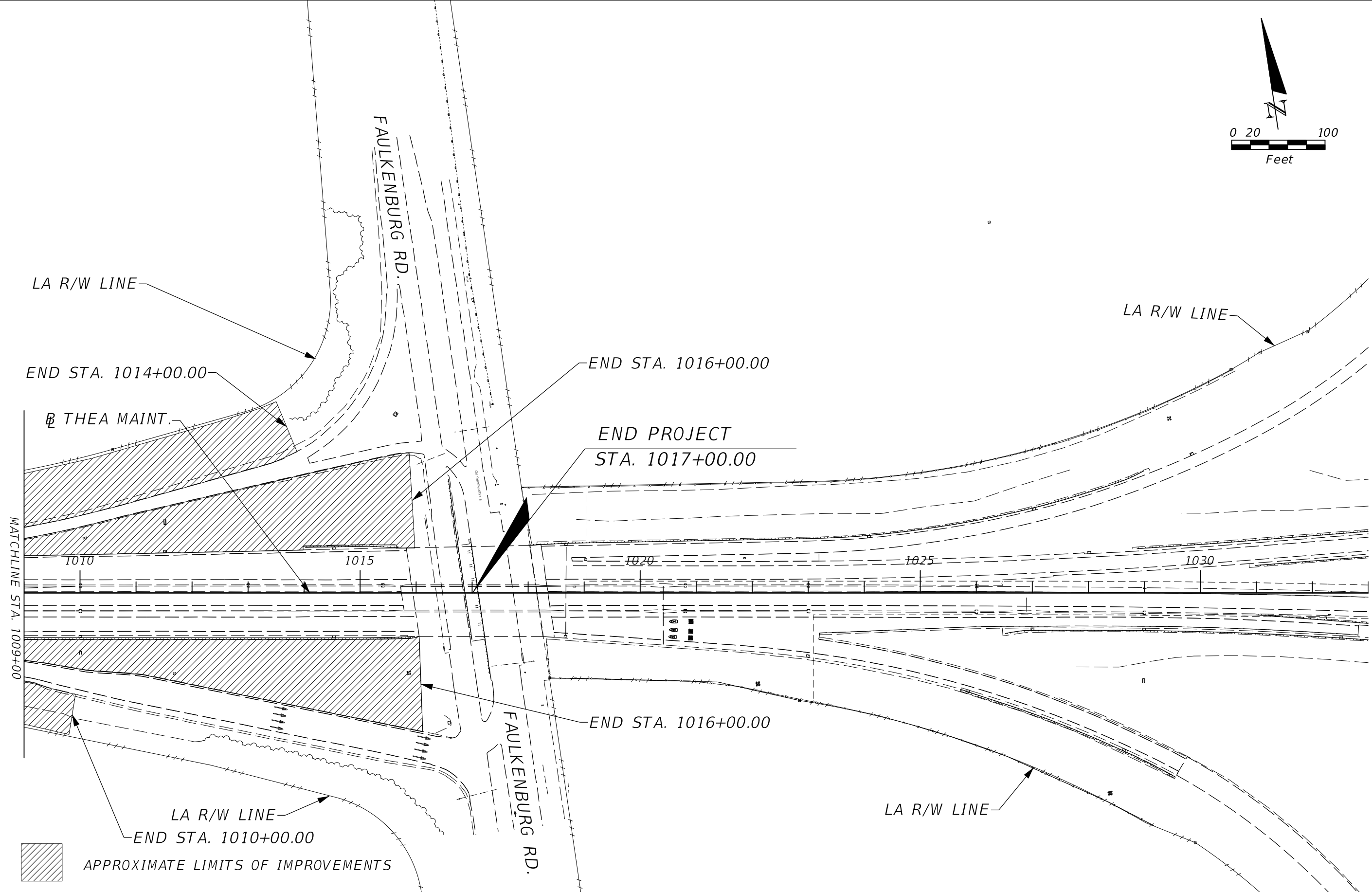
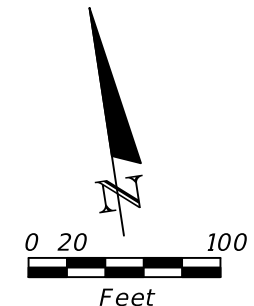
THE OFFICIAL RECORD OF THIS SHEET IS THE ELECTRONIC FILE DIGITALLY SIGNED AND SEALED UNDER RULE 61G15-23.004, F.A.C.



APPROXIMATE LIMITS OF IMPROVEMENTS

REVISIONS				Kisinger Campo & Associates Corp. 201 N. Franklin Street, Suite 900 Tampa, Florida 33602 Engineer of Record: Tara K.M. Spieler, P.E. P.E. No.: 55333	TAMPA HILLSBOROUGH EXPRESSWAY AUTHORITY			SHEET NO. 38
DATE	DESCRIPTION	DATE	DESCRIPTION		ROAD NO.	COUNTY	THEA PROJECT ID	
					SR 618	HILLSBOROUGH	O-00619D	

PLAN (15)



REVISIONS			
DATE	DESCRIPTION	DATE	DESCRIPTION

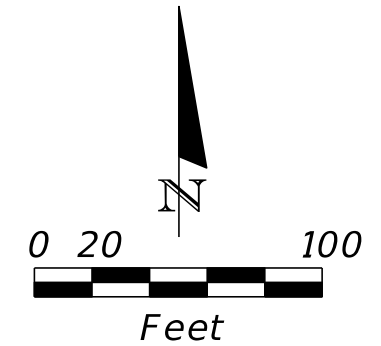
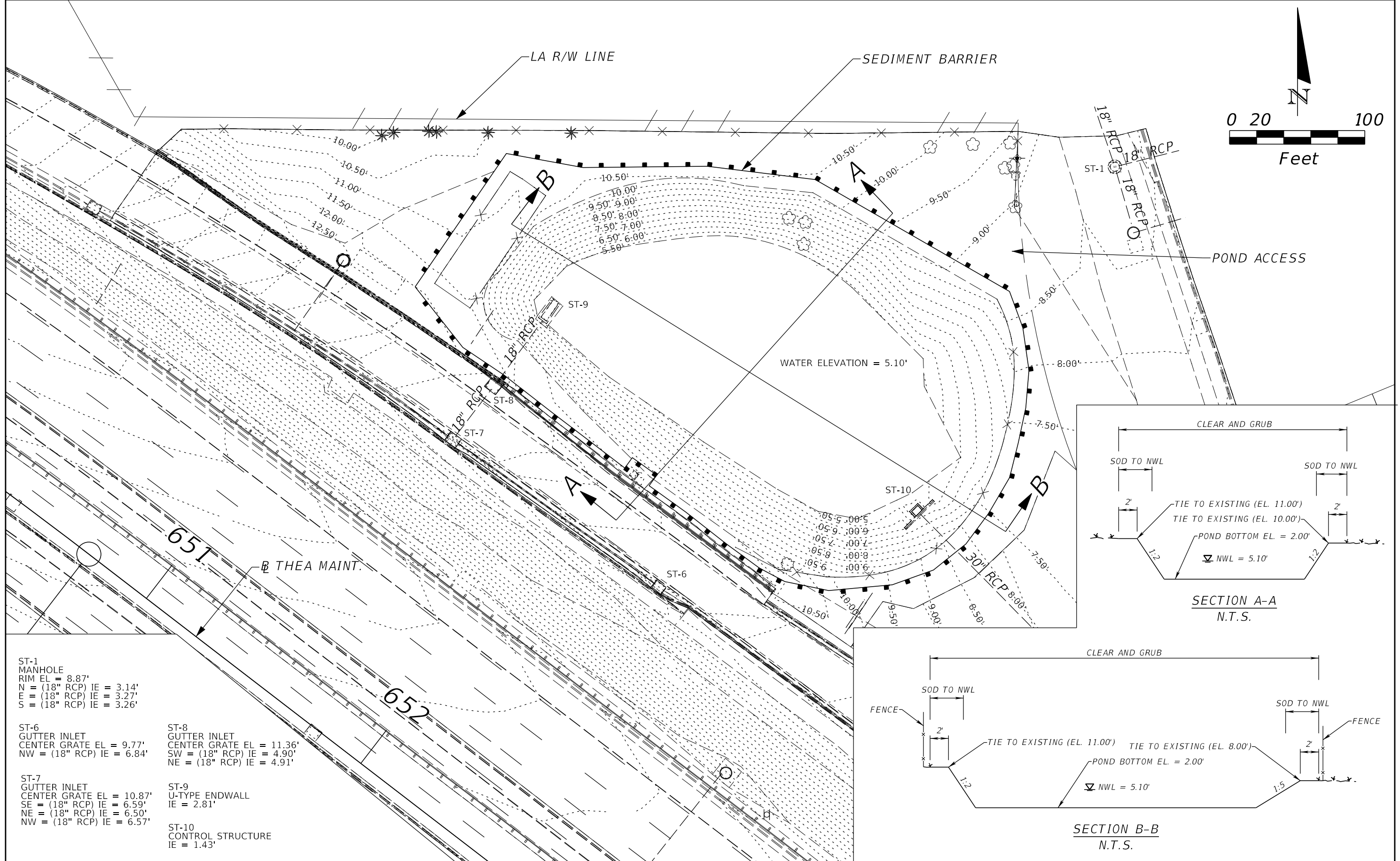
Kisinger Campo & Associates Corp.
 201 N. Franklin Street, Suite 900
 Tampa, Florida 33602
 Engineer of Record: Tara K.M. Spieler, P.E.
 P.E. No.: 55333

TAMPA HILLSBOROUGH EXPRESSWAY AUTHORITY		
ROAD NO.	COUNTY	THEA PROJECT ID
SR 618	HILLSBOROUGH	O-00619D

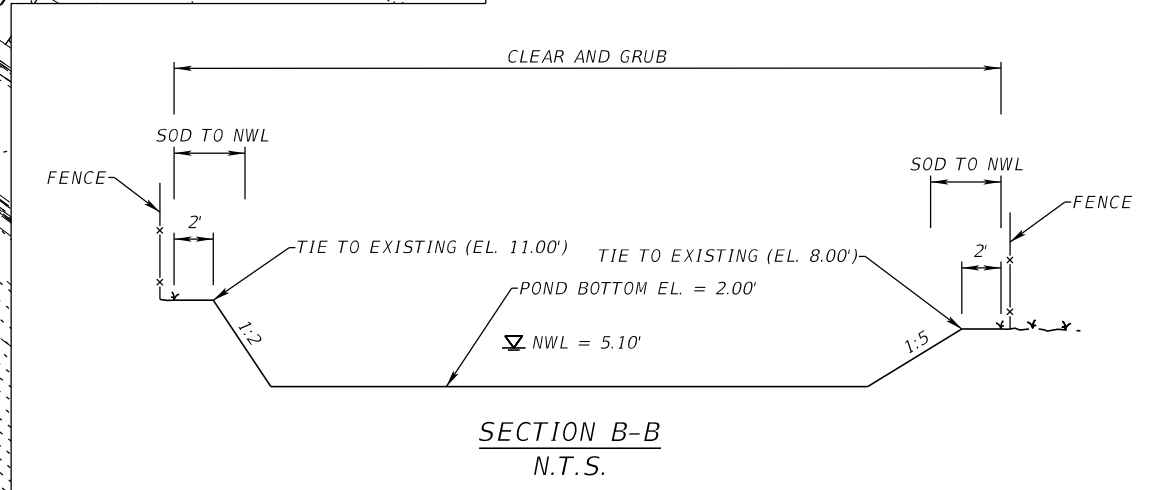
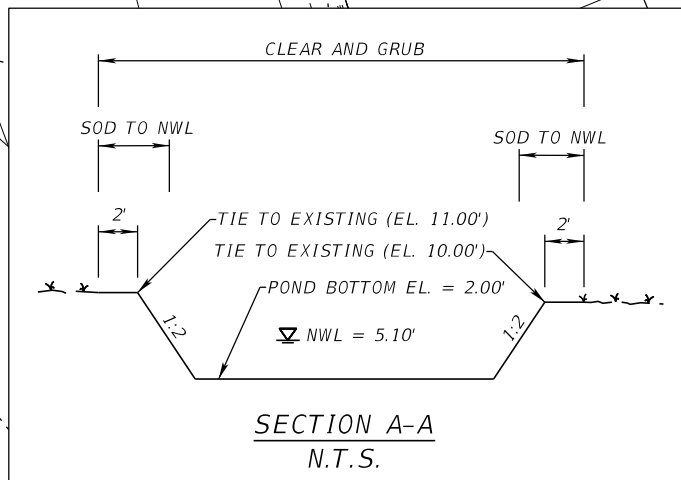
PLAN (16)

SHEET NO.
39

THE OFFICIAL RECORD OF THIS SHEET IS THE ELECTRONIC FILE DIGITALLY SIGNED AND SEALED UNDER RULE 61G15-23.004, F.A.C.



- ST-1
MANHOLE
RIM EL = 8.87'
N = (18" RCP) IE = 3.14'
E = (18" RCP) IE = 3.27'
S = (18" RCP) IE = 3.26'
- ST-6
GUTTER INLET
CENTER GRATE EL = 9.77'
NW = (18" RCP) IE = 6.84'
- ST-7
GUTTER INLET
CENTER GRATE EL = 10.87'
SE = (18" RCP) IE = 6.59'
NE = (18" RCP) IE = 6.50'
NW = (18" RCP) IE = 6.57'
- ST-8
GUTTER INLET
CENTER GRATE EL = 11.36'
SW = (18" RCP) IE = 4.90'
NE = (18" RCP) IE = 4.91'
- ST-9
U-TYPE ENDWALL
IE = 2.81'
- ST-10
CONTROL STRUCTURE
IE = 1.43'



REVISIONS			
DATE	DESCRIPTION	DATE	DESCRIPTION

Kisinger Campo & Associates Corp.
201 N. Franklin Street, Suite 900
Tampa, Florida 33602
Engineer of Record: Tara K.M. Spieler, P.E.
P.E. No.: 55333

TAMPA HILLSBOROUGH EXPRESSWAY AUTHORITY		
ROAD NO.	COUNTY	THEA PROJECT ID
SR 618	HILLSBOROUGH	O-00619D

POND DETAIL SHEET

SHEET NO.
40

THE OFFICIAL RECORD OF THIS SHEET IS THE ELECTRONIC FILE DIGITALLY SIGNED AND SEALED UNDER RULE 61G15-23.004, F.A.C.

THE STORMWATER POLLUTION PREVENTION PLAN (SWPPP) IS PROVIDED TO ASSIST THE CONTRACTOR IN DEVELOPING THE REQUIRED SITE SPECIFIC EROSION CONTROL PLAN AND OTHER ITEMS NECESSARY TO OBTAIN COVERAGE UNDER THE NATIONAL POLLUTANT DISCHARGE ELIMINATION SYSTEM (NPDES) CONSTRUCTION GENERIC PERMIT (CGP). REFER TO THE STATE OF FLORIDA EROSION AND SEDIMENT CONTROL DESIGNER AND REVIEWER MANUAL FOR ADDITIONAL REQUIREMENTS.

I. SITE DESCRIPTION:

(I.A.) NATURE OF CONSTRUCTION ACTIVITY:

THE PROJECT INVOLVES MAINTAINING DRAINAGE DITCHES ALONG BOTH WESTBOUND AND EASTBOUND SELMON EXPRESSWAY FROM 22nd STREET TO FAULKENBURG ROAD (APPROXIMATELY 7.5 MILES) IN HILLSBOROUGH COUNTY, FL. DITCHES WILL BE EVALUATED FOR CLEARING AND GRUBBING, RE-ESTABLISHING SIDE SLOPES, AND RE-ESTABLISHING ELEVATIONS. IN ADDITION, THE EXISTING STORMWATER POND ADJACENT TO THE 22nd STREET WESTBOUND ON RAMP WILL BE CLEARED AND GRUBBED AND EVALUATED FOR POTENTIAL RE-SHAPING.

(I.B.) INTENDED SEQUENCE OF MAJOR SOIL DISTURBING ACTIVITIES:

IN THE CONTRACTOR'S EROSION AND SEDIMENT CONTROL PLAN, PREPARE A DETAILED CONSTRUCTION SCHEDULE TO INDICATE DATES OF MAJOR GRADING ACTIVITIES AND SEQUENCES OF TEMPORARY AND PERMANENT SOIL DISTURBING ACTIVITIES ON ALL PORTIONS OF THE PROJECT. FOR ADDITIONAL INFORMATION, REFER TO SECTION 4.7 OF THE NPDES CONSTRUCTION GENERAL PERMIT (CGP).

LIST OF INTENDED ACTIVITIES:

- (I.B.1.) FOR EACH CONSTRUCTION PHASE, INSTALL PERIMETER CONTROLS PRIOR TO CLEARING AND GRUBBING OR ANY OTHER CONSTRUCTION ACTIVITIES. REMOVE PERIMETER CONTROLS ONLY AFTER ALL UPSTREAM AREAS ARE STABILIZED AND PERMANENT VEGETATION IS ESTABLISHED.
- (I.B.2.) TIME CONSTRUCTION ACTIVITIES TO LIMIT IMPACT FROM SEASONAL CHANGES OR WEATHER EVENTS.
- (I.B.3.) THE CONTRACTOR WILL PROVIDE POLLUTION CONTROL BY IMPLEMENTING DUST CONTROL DURING ALL PHASES OF CONSTRUCTION.
- (I.B.4.) OFFSITE RUNOFF SHOULD BE DIVERTED AWAY OR THROUGH THE CONSTRUCTION AREA, IF POSSIBLE. THIS ADDITIONAL FLOW, IF NOT DIVERTED, CAN ADD VOLUME AND SIZE TO STRUCTURAL PRACTICES, REQUIRING MORE FREQUENT MAINTENANCE AND LIMITING EFFECTIVENESS OF EROSION AND SEDIMENT CONTROLS.

(I.C.) PROJECT AREA ESTIMATES:

TOTAL SITE AREA: 75.74 ACRES.
TOTAL AREA TO BE DISTURBED: 75.74 ACRES.

(I.D.) RUNOFF DATA:

RUNOFF COEFFICIENTS BEFORE Cw (B), DURING Cw (D) AND AFTER Cw (A) CONSTRUCTION.

RUNOFF COEFFICIENTS FOR:
EXISTING DITCHES ADJACENT TO ROADWAY: C=0.35
DISTURBED AREAS, EXPOSED SOIL, ETC., DURING CONSTRUCTION: C=0.40

WEIGHTED RUN-OFF COEFFICIENT:
BEFORE: Cw (B) = 0.35 DURING: Cw (D) = 0.40 AFTER: Cw (A) = 0.35

THE RUN-OFF COEFFICIENT Cw (D), IS CALCULATED ASSUMING THAT THE MAXIMUM ALLOWABLE AREA OF SOIL IS DISTURBED DURING CONSTRUCTION AND THE REMAINING AMOUNT IS THE EXISTING IMPERVIOUS AND GRASSED SHOULDER AREAS.

SOIL DATA:

IN GENERAL, THE SOILS ARE:

SOIL TYPE	HYDROLOGIC GROUP	DEPTH TO SHWE
24 - KESSON MUCK	A/D	0.0'-0.5'
29 - MYAKKA FINE SAND	A/D	0.5'-1.5'
32 - MYAKKA-URBAN LAND COMPLEX	A/D	0.5'-1.5'
52 - SMYRNA FINE SAND	A/D	0.5'-1.5'
59 - WINDER FINE SAND	C/D	0.0'-1.5'

REFERENCE: USDA SOIL SURVEY OF HILLSBOROUGH COUNTY FLORIDA

OUTFALL INFORMATION:

THERE ARE FOUR ULTIMATE OUTFALLS.

THE OUTFALLS DISCHARGE INTO THE FOLLOWING BASINS:

WBID	PARAMETER(S) OF CONCERN FOR 303(d) LISTING
1536E (PALM RIVER)	NUTRIENTS
1584A1 (YBOR CITY DRAIN)	BACTERIA
1584B (McKAY BAY)	BACTERIA
1605 (DELANEY CREEK)	NUTRIENTS

(I.E.) SITE MAP:

THE SITE MAP SHALL BE COMPRISED OF THE CONSTRUCTION PLANS AND THE CONTRACTOR'S SITE-SPECIFIC EROSION CONTROL PLAN.

(I.F.) RECEIVING WATERS:

STORMWATER RUNOFF WITHIN THE PROJECT LIMITS WILL OUTFALL TO EITHER YBOR CITY DRAIN, McKAY BAY, PALM RIVER, OR DELANEY CREEK DEPENDENT ON LOCATION WITHIN PROJECT LIMITS.

(I.G.) STORMWATER MANAGEMENT

(I.G.1.) CURRENTLY RUNOFF IS COLLECTED BY ROADSIDE DITCHES AND TRANSFERRED TO MULTIPLE CROSSDRAINS WITHIN PROJECT LIMITS WHERE IT IS OUTFALLED INTO THE RECEIVING WATERS DESCRIBED ABOVE. THERE ARE NO PLANS TO MODIFY EXISTING DRAINAGE CHARACTERISTICS WITH THIS PROJECT.

II. CONTROLS:

(II.A.) SEDIMENT AND EROSION CONTROLS

(II.A.1.) PER SECTION 5.4 OF THE NPDES CGP, STABILIZATION SHALL TAKE PLACE AS SOON AS PRACTICAL IN PORTIONS OF THE PROJECT WHERE CONSTRUCTION ACTIVITIES HAVE CEASED, BUT NO LATER THAN 7 DAYS AFTER ANY CONSTRUCTION ACTIVITY CEASES EITHER TEMPORARILY OR PERMANENTLY.

(II.A.2.) SEDIMENT BARRIERS SHALL BE USED AROUND THE PERIMETER OF STOCKPILE AREAS.

(II.A.3.) STRUCTURAL PRACTICES

IN THE CONTRACTOR'S SITE SPECIFIC SEDIMENT AND EROSION CONTROL PLAN, DESCRIBE THE PROPOSED STRUCTURAL PRACTICES TO CONTROL OR TRAP SEDIMENT AND OTHERWISE PREVENT THE DISCHARGE OF POLLUTANTS FROM EXPOSED AREAS OF THE SITE. SEDIMENT CONTROLS SHALL BE IN PLACE BEFORE DISTURBING SOIL UPSTREAM OF THE CONTROL. THE STRUCTURAL PRACTICES MAY INCLUDE THE FOLLOWING, AS APPROVED BY THE ENGINEER:

TEMPORARY DEVICES:

- * SILT FENCE
- * STAKED TURBIDITY BARRIERS
- * SOIL TRACKING PREVENTION DEVICES AT CONSTRUCTION ENTRANCES/EXITS
- * FLOATING TURBIDITY BARRIERS
- * INLET PROTECTION SYSTEMS INCLUDING SYNTHETIC BALES AND SANDBAGS
- * SEDIMENT BASIN/CONTAINMENT SYSTEMS
- * CHEMICAL TREATMENTS SUCH AS POLYACRYLAMIDES AND ALUM

PERMANENT:

- * STORMWATER PONDS
- * SOD (MAY ALSO BE USED FOR TEMPORARY CONTROLS)
- * VELOCITY DISSIPATION DEVICES SUCH AS RIPRAP OR OTHERS

REVISIONS				Kisinger Campo & Associates Corp. 201 N. Franklin Street, Suite 900 Tampa, Florida 33602 Engineer of Record: Tara K.M. Spieler, P.E. P.E. No.: 55333	TAMPA HILLSBOROUGH EXPRESSWAY AUTHORITY			STORMWATER POLLUTION PREVENTION PLAN (1)	SHEET NO.
DATE	DESCRIPTION	DATE	DESCRIPTION		ROAD NO.	COUNTY	THEA PROJECT ID		
					SR 618	HILLSBOROUGH	O-00619D		41

SUSERS

SDATES

STIMES

SFILES

THE OFFICIAL RECORD OF THIS SHEET IS THE ELECTRONIC FILE DIGITALLY SIGNED AND SEALED UNDER RULE 61G15-23.004, F.A.C.

(II.B.) WATER QUALITY MONITORING

- (II.B.1.) WATER QUALITY MONITORING SHALL BE CONDUCTED IN ACCORDANCE WITH THE SPECIAL CONDITIONS OF ANY ENVIRONMENTAL PERMIT, OR BY THE CONTRACTOR UPON THE OBSERVATION THAT WATER QUALITY STANDARDS MAY BE VIOLATED BY THE CONTRACTOR'S ACTIVITIES. MONITORING LOCATIONS MAY BE SPECIFIED IN THE ENVIRONMENTAL PERMIT OR MAY BE DESIGNATED BY THE CONTRACTOR AND APPROVED BY THE ENGINEER.
- (II.B.2.) THE ENGINEER WILL BE RESPONSIBLE FOR MONITORING ANY ACTIVITIES FOR VIOLATION OF WATER QUALITY STANDARDS AS THEY RELATE TO TURBIDITY (NO GREATER THAN 29 NEPHELOMETRIC TURBIDITY UNITS (NTUs) ABOVE BACKGROUND OR GREATER THAN 0 NTUs ABOVE BACKGROUND FOR DIRECT DISCHARGES TO OUTSTANDING FLORIDA WATERS (OFWs)).
- (II.B.3.) IF WATER QUALITY STANDARDS ARE VIOLATED, CONSTRUCTION SHALL BE STOPPED IMMEDIATELY. THE ENVIRONMENTAL PERMIT CONDITIONS FOLLOWED AND EROSION AND SEDIMENT CONTROL DEVICES REEVALUATED AND APPROVED BY THE ENGINEER PRIOR TO ANY CONTINUATION OF ACTIVITY. MONITORING ACTIVITIES AND TURBIDITY READINGS SHALL BE RECORDED ON THE CONSTRUCTION INSPECTION REPORT AND CONTINUED UNTIL TURBIDITY READINGS FALL BELOW AN ACCEPTABLE LEVEL (LESS THAN 29 NTUs ABOVE BACKGROUND OR LESS THAN 0 NTUs ABOVE BACKGROUND FOR DIRECT DISCHARGES TO OFWs).
- (II.B.4.) WATER QUALITY MONITORING MAY BE CONDUCTED DURING ANY PHASE OF CONSTRUCTION AS DIRECTED BY THE ENGINEER.

(II.C.) DEWATERING CONTROLS

THE SITE SPECIFIC SEDIMENT AND EROSION CONTROL PLAN SHALL INCLUDE A DESCRIPTION OF THE BMPs THAT WILL BE USED TO ENSURE THAT DISCHARGES OF NONCONTAMINATED GROUND WATER FROM DEWATERING OPERATIONS DO NOT CAUSE OR CONTRIBUTE TO VIOLATIONS OF STATE WATER QUALITY STANDARDS.

(II.D.) OTHER CONTROLS

- (II.D.1.) THE SITE SPECIFIC SEDIMENT AND EROSION CONTROL PLAN SHALL IDENTIFY CHEMICAL AND FUEL STORAGE AREAS, MEANS OF MINIMIZING EXPOSURE TO STORMWATER, AND SPILL PREVENTION.
- (II.D.2.) OFFSITE VEHICLE TRACKING & GENERATION OF DUST

IN THE SEDIMENT AND EROSION CONTROL PLAN, DESCRIBE THE PROPOSED METHODS FOR MINIMIZING OFFSITE VEHICLE TRACKING OF SEDIMENTS AND GENERATING DUST. THE PROPOSED METHODS SHALL INCLUDE AT LEAST THE FOLLOWING, UNLESS OTHERWISE APPROVED BY THE ENGINEER.
 - (II.D.2.a.) LOADED HAUL TRUCKS ARE TO BE COVERED BY A TARPAULIN.
 - (II.D.2.b.) REMOVING EXCESS DIRT FROM ROADS DAILY.
 - (II.D.2.c.) USING WATER TRUCKS DURING DUST-GENERATING ACTIVITIES.
 - (II.D.2.d.) SEDIMENT CONTROL MAY BE ACCOMPLISHED BY USING STREET OR VACUUM SWEEPERS.

III. MAINTENANCE

MAINTAIN AND REPAIR ALL EROSION AND SEDIMENT CONTROL DEVICES AND REMOVE EROSION AND SEDIMENT CONTROL DEVICES WHEN NOTICE OF TERMINATION IS MAILED. REMOVE AND PROPERLY DISPOSE OF SEDIMENT BUILDUP THROUGH THE LIFE OF THE INSTALLED EROSION AND SEDIMENT CONTROL DEVICES.

- (III.A.) IF A REPAIR IS NECESSARY, IT WILL BE INITIATED WITHIN 24 HOURS OF NOTICE.
- (III.B.) SEDIMENT BARRIERS SHALL BE REPLACED WHEN IT IS NO LONGER EFFECTIVE OR AS DIRECTED BY THE ENGINEER.
- (III.C.) STABILIZED CONSTRUCTION ENTRANCES SHALL BE MAINTAINED TO PREVENT CLOGGING OF ROCK BEDDING WHICH MAY IMPEDE THE USEFULNESS OF THE STRUCTURE.
- (III.D.) REMOVE SEDIMENT FROM SEDIMENT BASINS WHEN IT BECOMES MORE THAN HALF THE AVAILABLE VOLUME.

IV. INSPECTION

INSTALL AND MAINTAIN RAIN GAUGES ON THE PROJECT SITE AND RECORD RAINFALL.

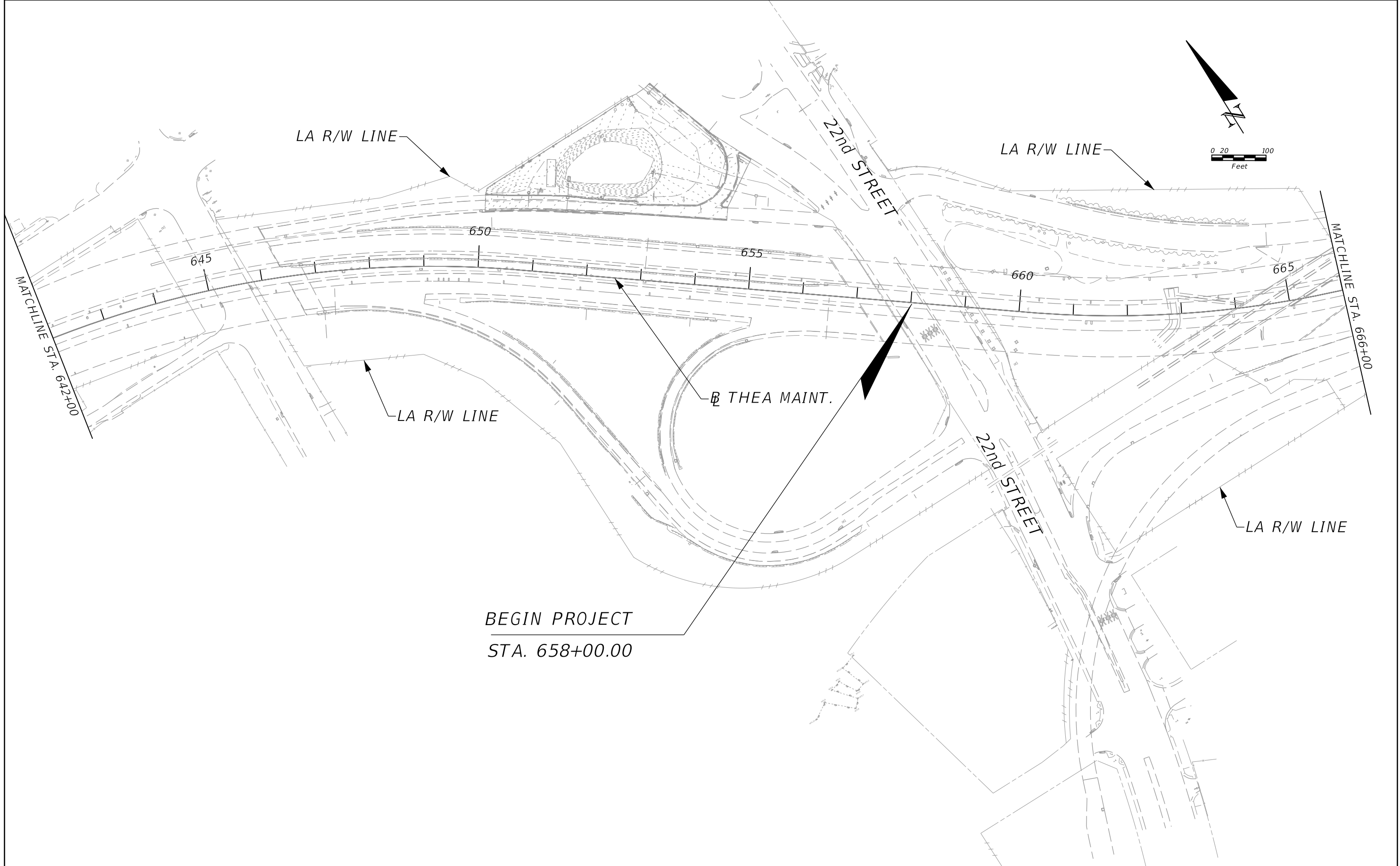
V. NON-STORMWATER DISCHARGES

THE SITE SPECIFIC EROSION AND SEDIMENT CONTROL PLAN SHALL IDENTIFY ALL ANTICIPATED NON-STORMWATER DISCHARGES AND DESCRIBE THE PROPOSED MEASURES TO PREVENT POLLUTION. THE PLAN SHALL INCLUDE PROCEDURES FOR SPILL CONTAINMENT, REPORTING AND RESPONSES. THE PLAN SHALL SPECIFY WHAT MANAGEMENT PRACTICES AND CONTAINMENT METHODS WILL BE USED TO PREVENT POTENTIAL POLLUTANTS (FUEL, LUBRICANTS, HERBICIDES, ETC.) FROM SPILLING ONTO THE SOIL OR INTO THE SURFACE WATERS. IF A SPILL DOES OCCUR OR IF CONTAMINATED SOIL OR GROUNDWATER IS ENCOUNTERED, CONTACT THE DISTRICT CONTAMINATION IMPACT COORDINATOR AT 863-519-2300 AND THE ENGINEER. IF A RELEASE CONTAINING HAZARDOUS SUBSTANCES OCCURS, CONTACT THE FLORIDA STATE WATCH OFFICE AT 800-320-0519 OR 850-413-9911 PER SECTION 9.2 OF THE CGP.

VI. TRACKING AND REPORTING:

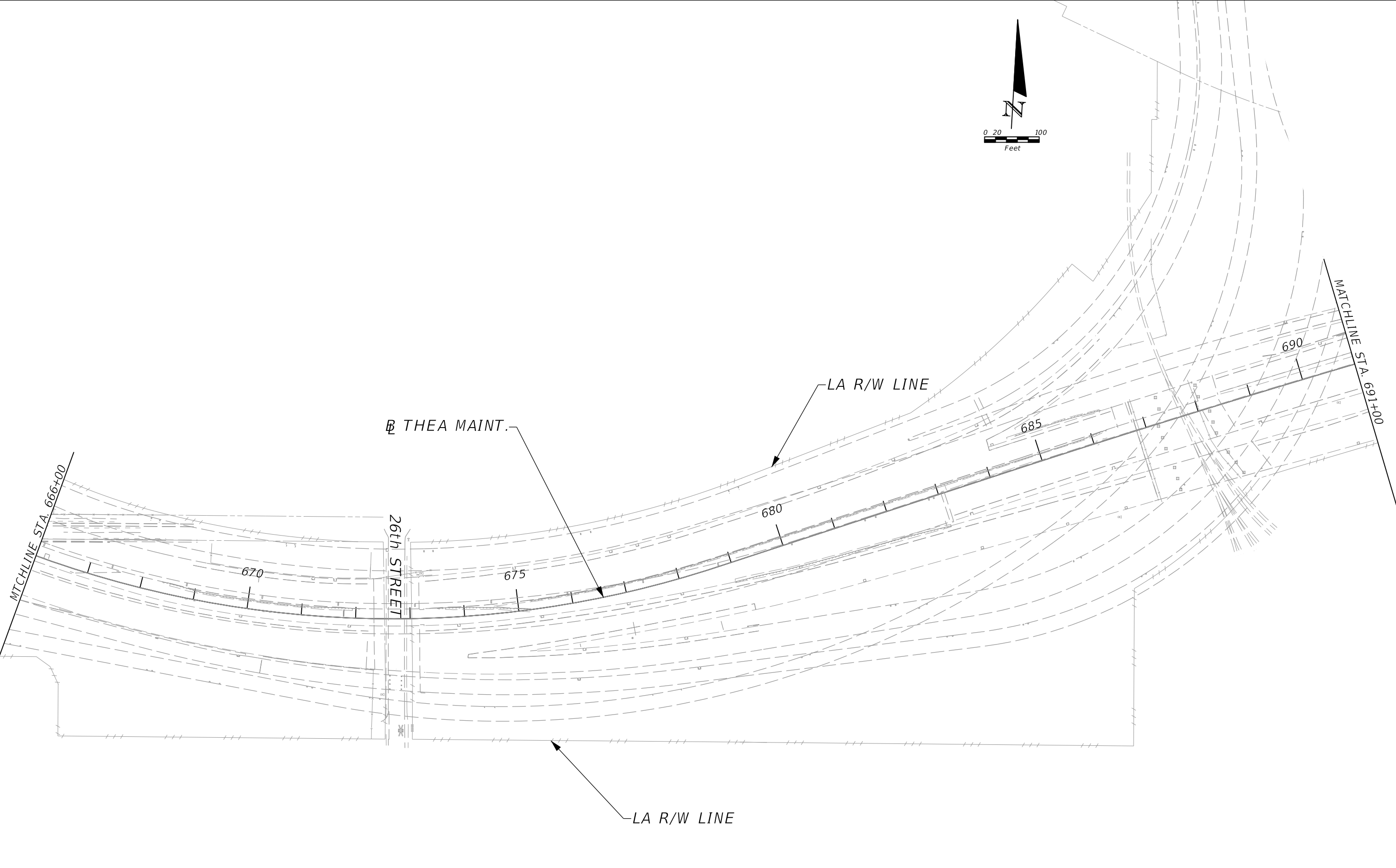

- (VI.A.) SUBMIT A WEEKLY REPORT TO THE DEPARTMENT DOCUMENTING THE DAILY INSPECTIONS AND MAINTENANCE OR REPAIRS TO THE EROSION AND SEDIMENT CONTROL DEVICES. MAINTAIN ALL REQUIRED REPORTS AND COMPLETE ALL SWPPP INSPECTION FORMS.
- (VI.B.) PREPARATION OF ALL THE CONTRACTOR'S REPORTS OF INSPECTION, MAINTENANCE AND REPAIRS REQUIRED FOR THE CONTROL AND ABATEMENT OF EROSION AND WATER POLLUTION, SHALL BE INCLUDED IN THE INDIVIDUAL COSTS OF THE EROSION AND SEDIMENT CONTROL DEVICES.
- (VI.C.) USE THE SWPPP CONSTRUCTION INSPECTION REPORT FORM # 650-040-03, FOR DAILY INSPECTIONS.

REVISIONS				Kisinger Campo & Associates Corp. 201 N. Franklin Street, Suite 900 Tampa, Florida 33602 Engineer of Record: Tara K.M. Spieler, P.E. P.E. No.: 55333	TAMPA HILLSBOROUGH EXPRESSWAY AUTHORITY			STORMWATER POLLUTION PREVENTION PLAN (2)	SHEET NO.
DATE	DESCRIPTION	DATE	DESCRIPTION		ROAD NO.	COUNTY	THEA PROJECT ID		
					SR 618	HILLSBOROUGH	O-00619D		



THE OFFICIAL RECORD OF THIS SHEET IS THE ELECTRONIC FILE DIGITALLY SIGNED AND SEALED UNDER RULE 61G15-23.004, F.A.C.

REVISIONS				Kisinger Campo & Associates Corp. 201 N. Franklin Street, Suite 900 Tampa, Florida 33602 Engineer of Record: Tara K.M. Spieler, P.E. P.E. No.: 55333	TAMPA HILLSBOROUGH EXPRESSWAY AUTHORITY			SHEET NO. 43
DATE	DESCRIPTION	DATE	DESCRIPTION		ROAD NO.	COUNTY	THEA PROJECT ID	
					SR 618	HILLSBOROUGH	O-00619D	



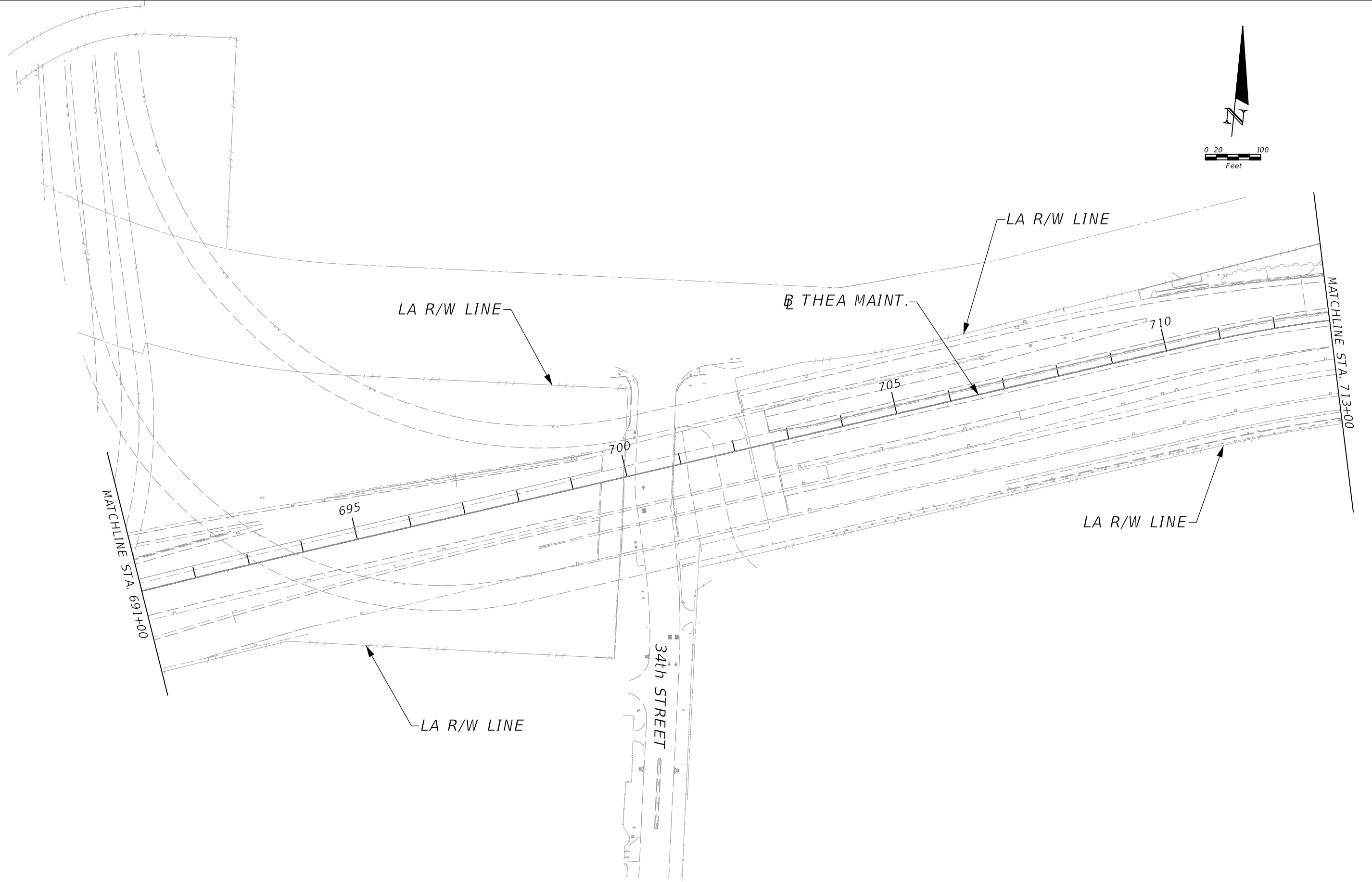
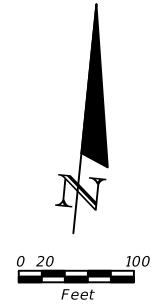
REVISIONS			
DATE	DESCRIPTION	DATE	DESCRIPTION

Kisinger Campo & Associates Corp.
 201 N. Franklin Street, Suite 900
 Tampa, Florida 33602
 Engineer of Record: Tara K.M. Spieler, P.E.
 P.E. No.: 55333

TAMPA HILLSBOROUGH EXPRESSWAY AUTHORITY		
ROAD NO.	COUNTY	THEA PROJECT ID
SR 618	HILLSBOROUGH	O-00619D

EROSION CONTROL PLAN (2)

SHEET NO.
44



REVISIONS			
DATE	DESCRIPTION	DATE	DESCRIPTION

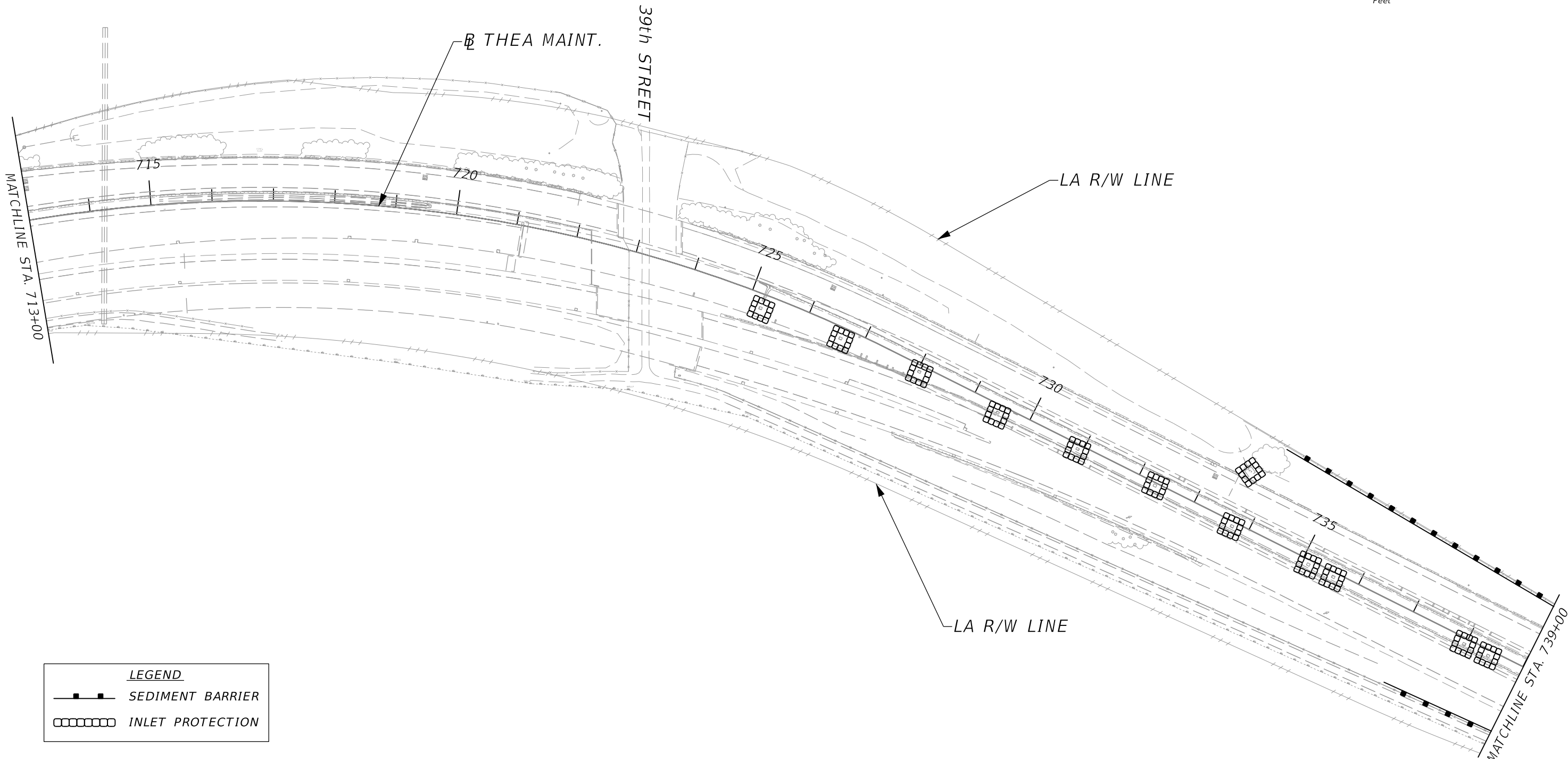
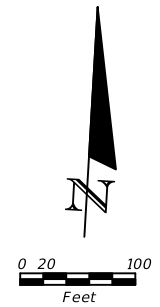
Kisinger Campo & Associates Corp.
 201 N. Franklin Street, Suite 900
 Tampa, Florida 33602
 Engineer of Record: Tara K.M. Spieler, P.E.
 P.E. No.: 55333

TAMPA HILLSBOROUGH EXPRESSWAY AUTHORITY		
ROAD NO.	COUNTY	THEA PROJECT ID
SR 618	HILLSBOROUGH	O-00619D

EROSION CONTROL PLAN (3)

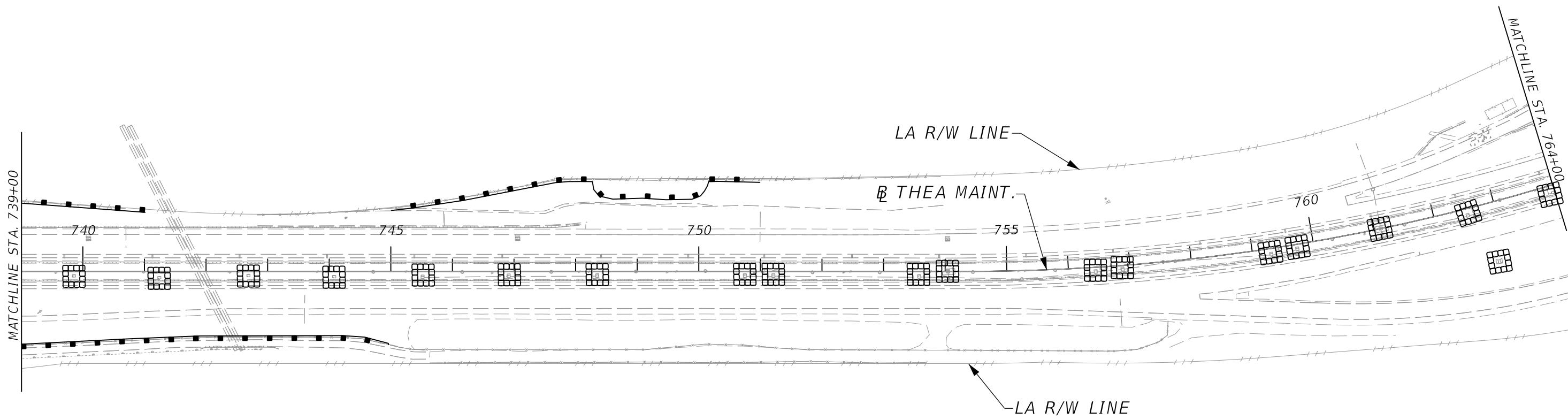
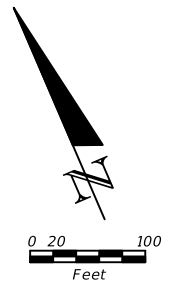
SHEET NO.
45

THE OFFICIAL RECORD OF THIS SHEET IS THE ELECTRONIC FILE DIGITALLY SIGNED AND SEALED UNDER RULE 61G15-23.004, F.A.C.



LEGEND	
	SEDIMENT BARRIER
	INLET PROTECTION

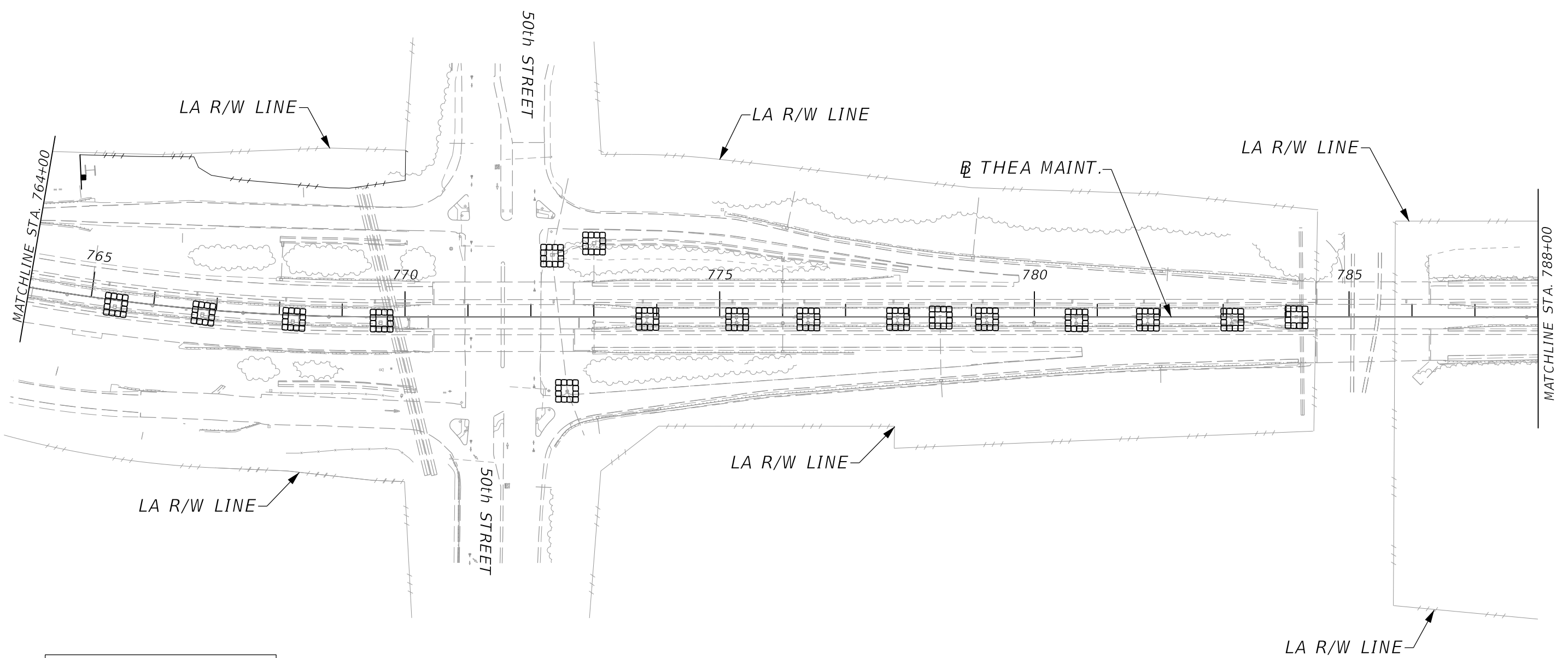
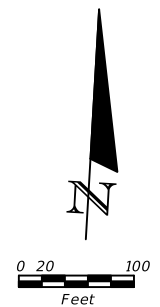
REVISIONS				Kisinger Campo & Associates Corp. 201 N. Franklin Street, Suite 900 Tampa, Florida 33602 Engineer of Record: Tara K.M. Spieler, P.E. P.E. No.: 55333	TAMPA HILLSBOROUGH EXPRESSWAY AUTHORITY			EROSION CONTROL PLAN (4)	SHEET NO. 46
DATE	DESCRIPTION	DATE	DESCRIPTION		ROAD NO.	COUNTY	THEA PROJECT ID		
				SR 618	HILLSBOROUGH	O-00619D			



LEGEND	
	SEDIMENT BARRIER
	INLET PROTECTION

REVISIONS				Kisinger Campo & Associates Corp. 201 N. Franklin Street, Suite 900 Tampa, Florida 33602 Engineer of Record: Tara K.M. Spieler, P.E. P.E. No.: 55333	TAMPA HILLSBOROUGH EXPRESSWAY AUTHORITY			EROSION CONTROL PLAN (5)	SHEET NO.
DATE	DESCRIPTION	DATE	DESCRIPTION		ROAD NO.	COUNTY	THEA PROJECT ID		
					SR 618	HILLSBOROUGH	O-00619D		47

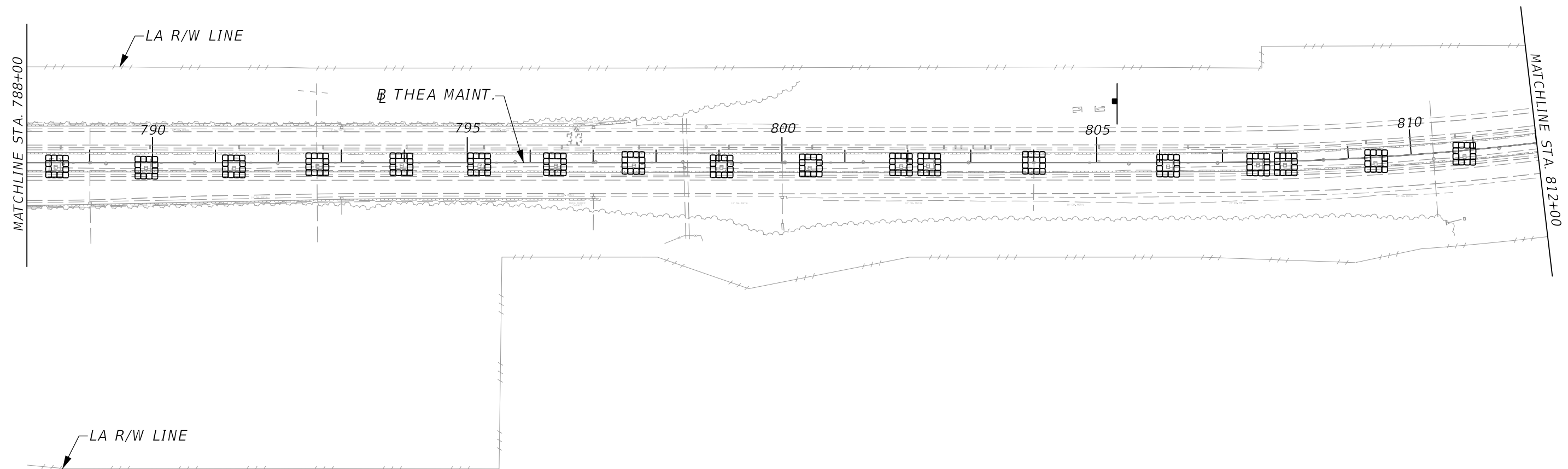
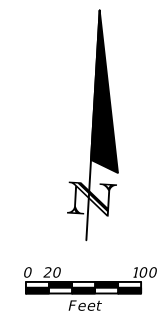
THE OFFICIAL RECORD OF THIS SHEET IS THE ELECTRONIC FILE DIGITALLY SIGNED AND SEALED UNDER RULE 61G15-23.004, F.A.C.



LEGEND	
	SEDIMENT BARRIER
	INLET PROTECTION

REVISIONS				Kisinger Campo & Associates Corp. 201 N. Franklin Street, Suite 900 Tampa, Florida 33602 Engineer of Record: Tara K.M. Spieler, P.E. P.E. No.: 55333	TAMPA HILLSBOROUGH EXPRESSWAY AUTHORITY			SHEET NO. 48
DATE	DESCRIPTION	DATE	DESCRIPTION		ROAD NO.	COUNTY	THEA PROJECT ID	
					SR 618	HILLSBOROUGH	O-00619D	EROSION CONTROL PLAN (6)

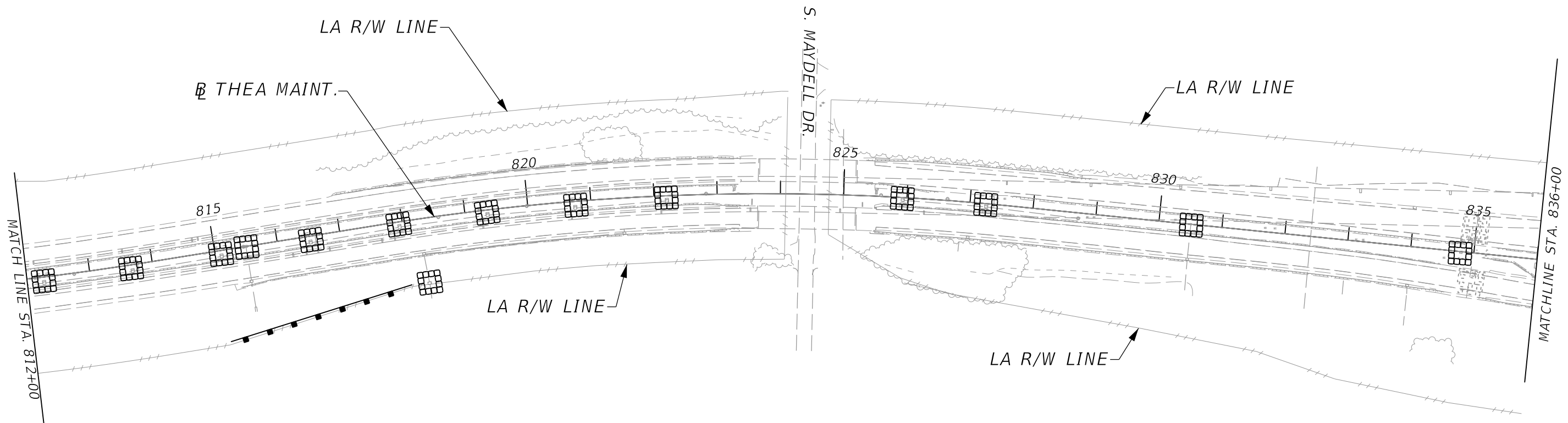
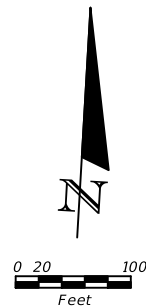
THE OFFICIAL RECORD OF THIS SHEET IS THE ELECTRONIC FILE DIGITALLY SIGNED AND SEALED UNDER RULE 61G15-23.004, F.A.C.



LEGEND	
	SEDIMENT BARRIER
	INLET PROTECTION

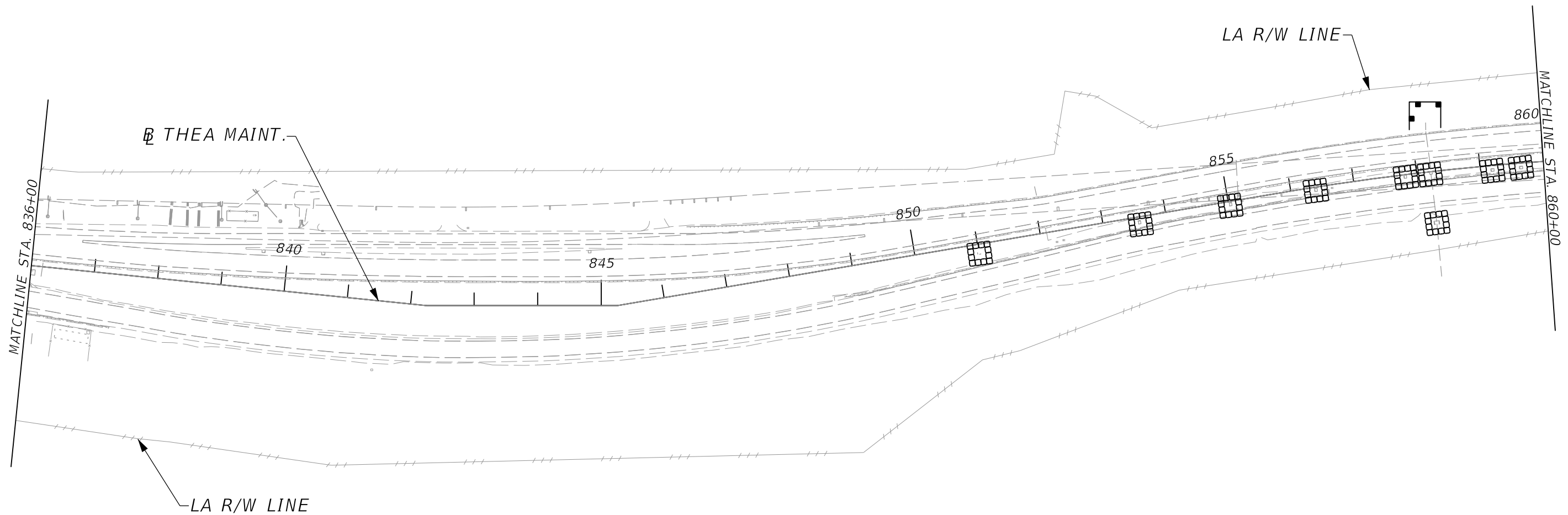
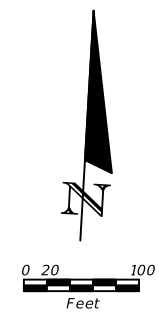
REVISIONS				Kisinger Campo & Associates Corp. 201 N. Franklin Street, Suite 900 Tampa, Florida 33602 Engineer of Record: Tara K.M. Spieler, P.E. P.E. No.: 55333	TAMPA HILLSBOROUGH EXPRESSWAY AUTHORITY			EROSION CONTROL PLAN (7)	SHEET NO.
DATE	DESCRIPTION	DATE	DESCRIPTION		ROAD NO.	COUNTY	THEA PROJECT ID		49
					SR618	HILLSBOROUGH	O-00619D		

THE OFFICIAL RECORD OF THIS SHEET IS THE ELECTRONIC FILE DIGITALLY SIGNED AND SEALED UNDER RULE 61G15-23.004, F.A.C.



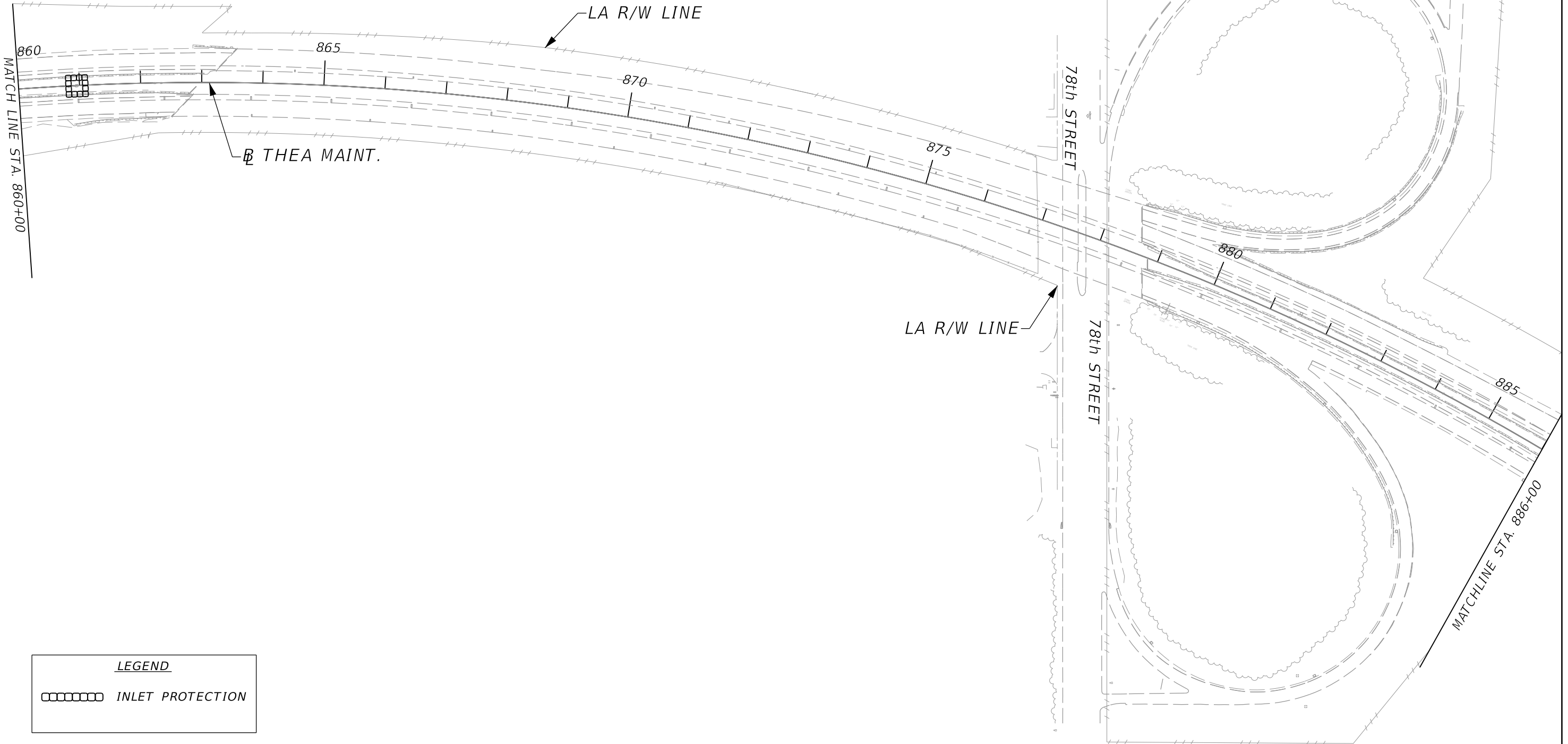
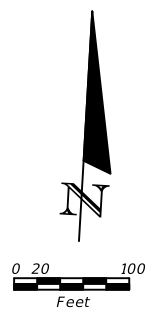
LEGEND	
	SEDIMENT BARRIER
	INLET PROTECTION

REVISIONS				Kisinger Campo & Associates Corp. 201 N. Franklin Street, Suite 900 Tampa, Florida 33602 Engineer of Record: Tara K.M. Spieler, P.E. P.E. No.: 55333	TAMPA HILLSBOROUGH EXPRESSWAY AUTHORITY			SHEET NO. 50
DATE	DESCRIPTION	DATE	DESCRIPTION		ROAD NO.	COUNTY	THEA PROJECT ID	
					SR618	HILLSBOROUGH	O-00619D	



LEGEND	
	SEDIMENT BARRIER
	INLET PROTECTION

REVISIONS				Kisinger Campo & Associates Corp. 201 N. Franklin Street, Suite 900 Tampa, Florida 33602 Engineer of Record: Tara K.M. Spieler, P.E. P.E. No.: 55333	TAMPA HILLSBOROUGH EXPRESSWAY AUTHORITY			EROSION CONTROL PLAN (9)	SHEET NO.
DATE	DESCRIPTION	DATE	DESCRIPTION		ROAD NO.	COUNTY	THEA PROJECT ID		
					SR 618	HILLSBOROUGH	O-00619D		51



LEGEND	
	INLET PROTECTION

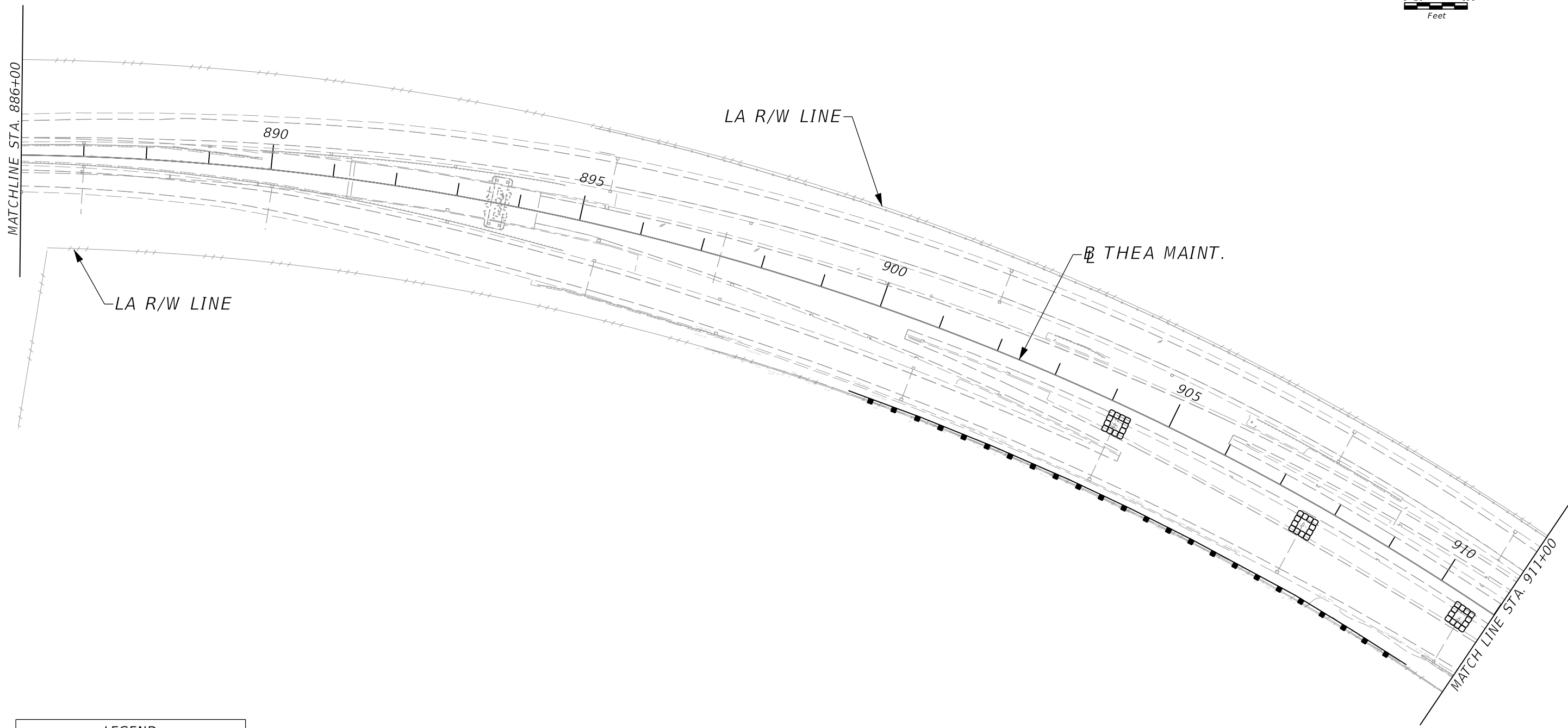
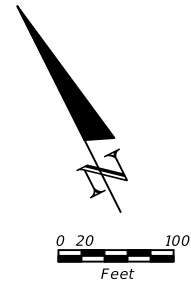
REVISIONS			
DATE	DESCRIPTION	DATE	DESCRIPTION

Kisinger Campo & Associates Corp.
 201 N. Franklin Street, Suite 900
 Tampa, Florida 33602
 Engineer of Record: Tara K.M. Spieler, P.E.
 P.E. No.: 55333

TAMPA HILLSBOROUGH EXPRESSWAY AUTHORITY		
ROAD NO.	COUNTY	THEA PROJECT ID
SR 618	HILLSBOROUGH	O-00619D

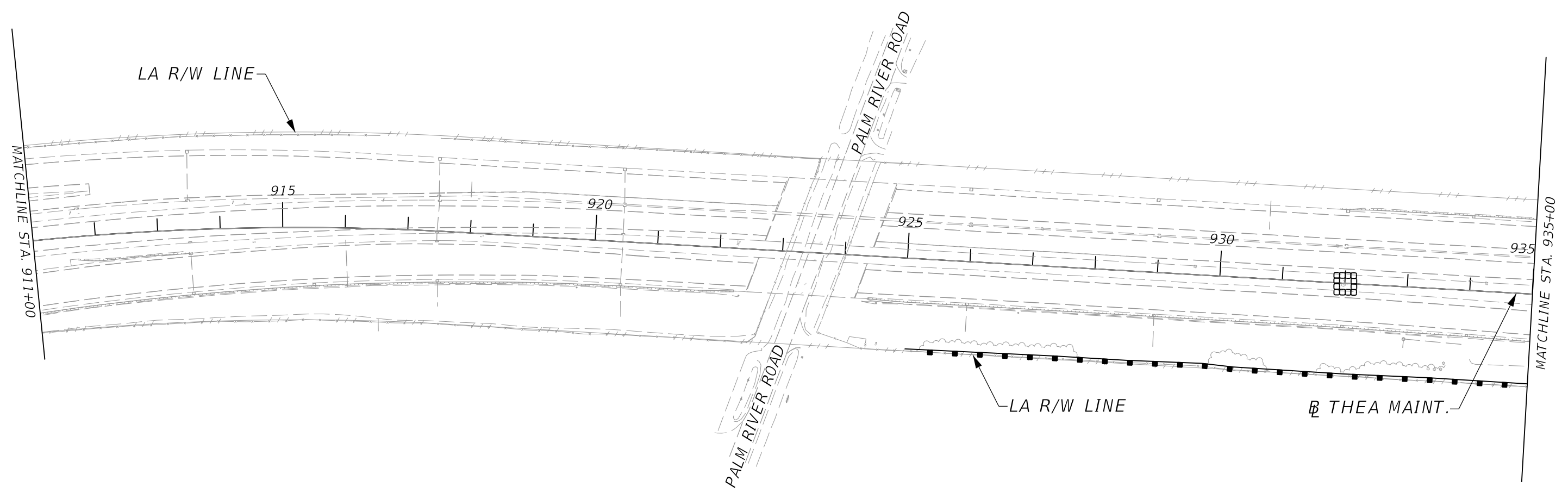
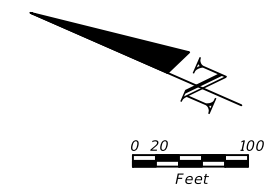
EROSION CONTROL PLAN (10)
52

SHEET NO.
52



LEGEND	
	SEDIMENT BARRIER
	INLET PROTECTION

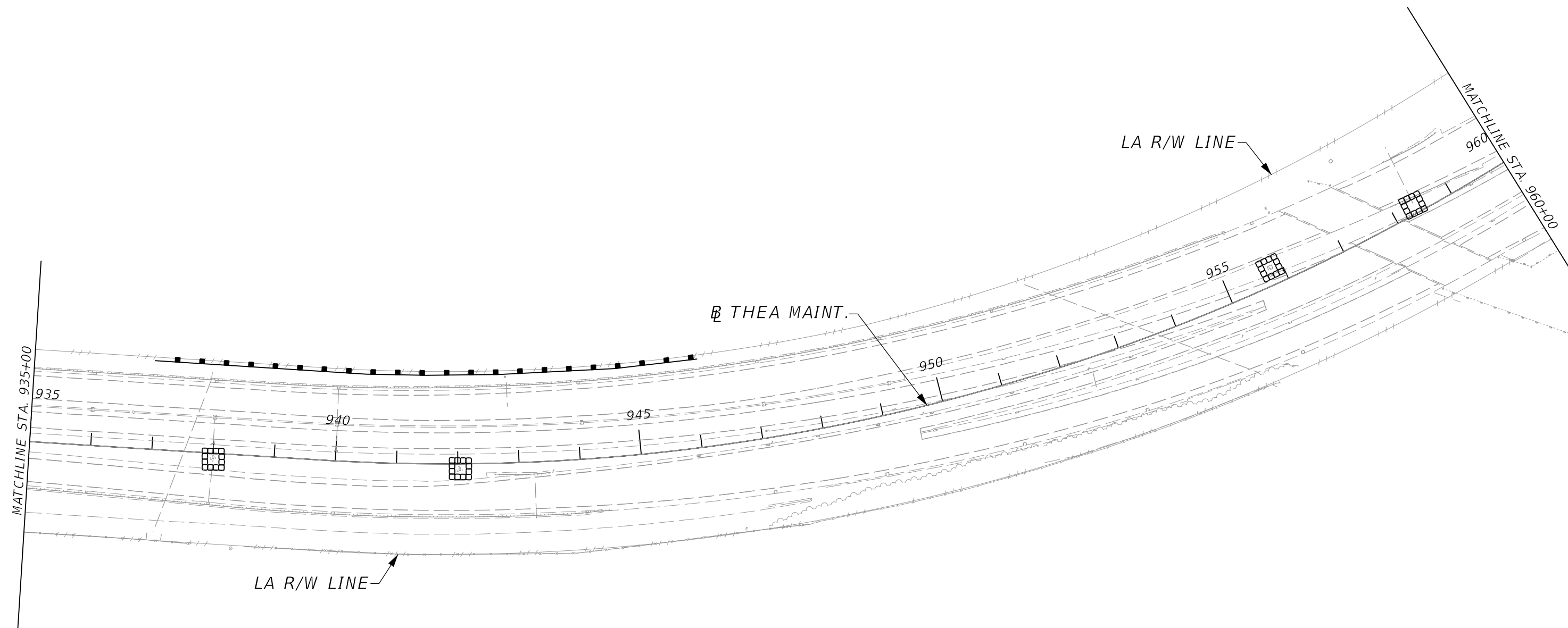
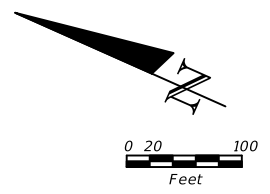
REVISIONS				Kisinger Campo & Associates Corp. 201 N. Franklin Street, Suite 900 Tampa, Florida 33602 Engineer of Record: Tara K.M. Spieler, P.E. P.E. No.: 55333	TAMPA HILLSBOROUGH EXPRESSWAY AUTHORITY			EROSION CONTROL PLAN (11)	SHEET NO.
DATE	DESCRIPTION	DATE	DESCRIPTION		ROAD NO.	COUNTY	THEA PROJECT ID		
					SR 618	HILLSBOROUGH	O-00619D		53



LEGEND	
	SEDIMENT BARRIER
	INLET PROTECTION

REVISIONS				Kisinger Campo & Associates Corp. 201 N. Franklin Street, Suite 900 Tampa, Florida 33602 Engineer of Record: Tara K.M. Spieler, P.E. P.E. No.: 55333	TAMPA HILLSBOROUGH EXPRESSWAY AUTHORITY			SHEET NO. 54
DATE	DESCRIPTION	DATE	DESCRIPTION		ROAD NO.	COUNTY	THEA PROJECT ID	
				SR 618	HILLSBOROUGH	O-00619D	EROSION CONTROL PLAN (12)	

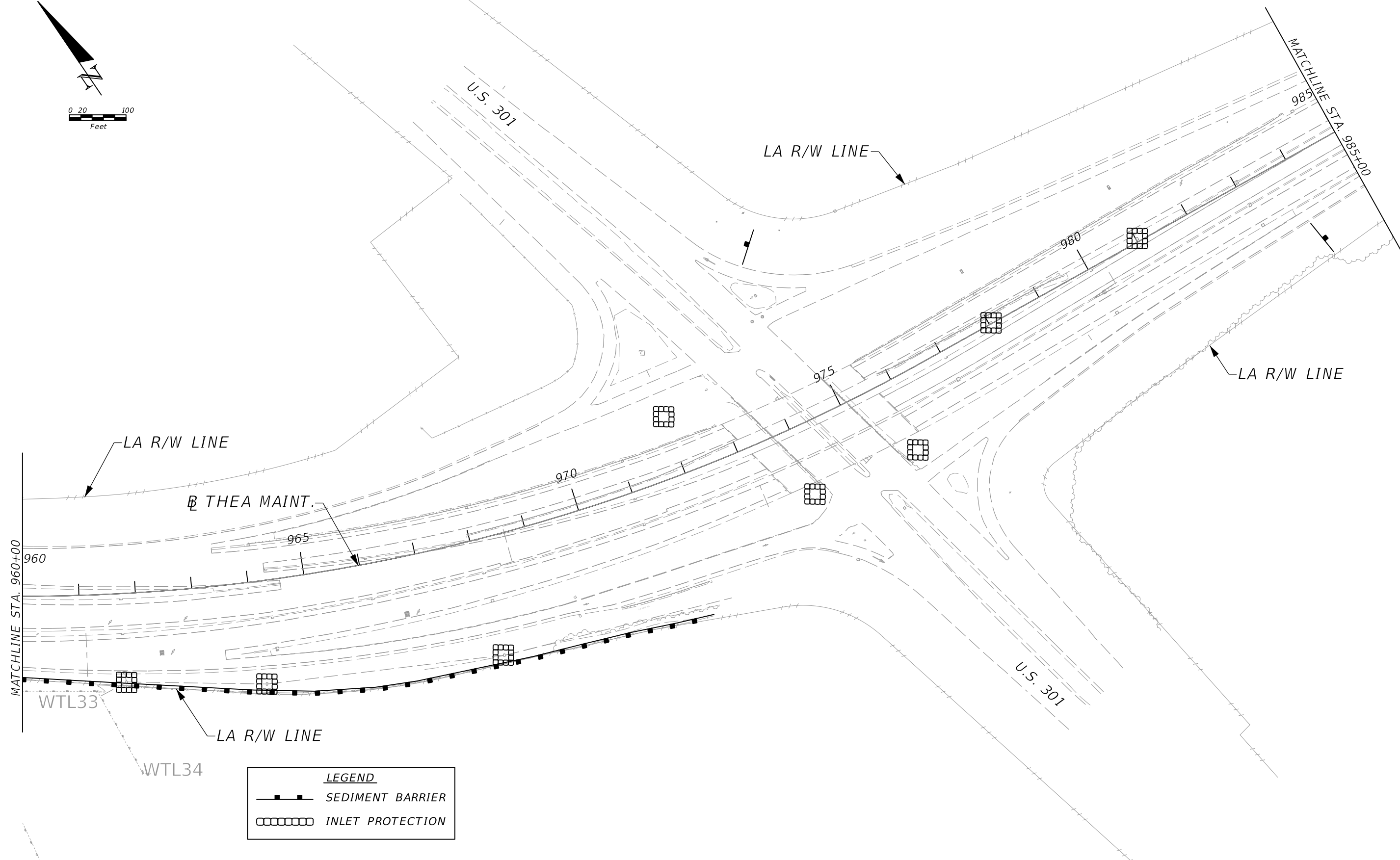
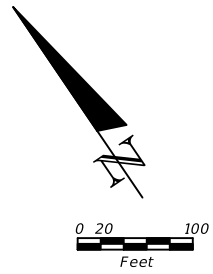
THE OFFICIAL RECORD OF THIS SHEET IS THE ELECTRONIC FILE DIGITALLY SIGNED AND SEALED UNDER RULE 61G15-23.004, F.A.C.



LEGEND	
	SEDIMENT BARRIER
	INLET PROTECTION

REVISIONS				Kisinger Campo & Associates Corp. 201 N. Franklin Street, Suite 900 Tampa, Florida 33602 Engineer of Record: Tara K.M. Spieler, P.E. P.E. No.: 55333	TAMPA HILLSBOROUGH EXPRESSWAY AUTHORITY			SHEET NO. 55
DATE	DESCRIPTION	DATE	DESCRIPTION		ROAD NO.	COUNTY	THEA PROJECT ID	
					SR 618	HILLSBOROUGH	O-00619D	

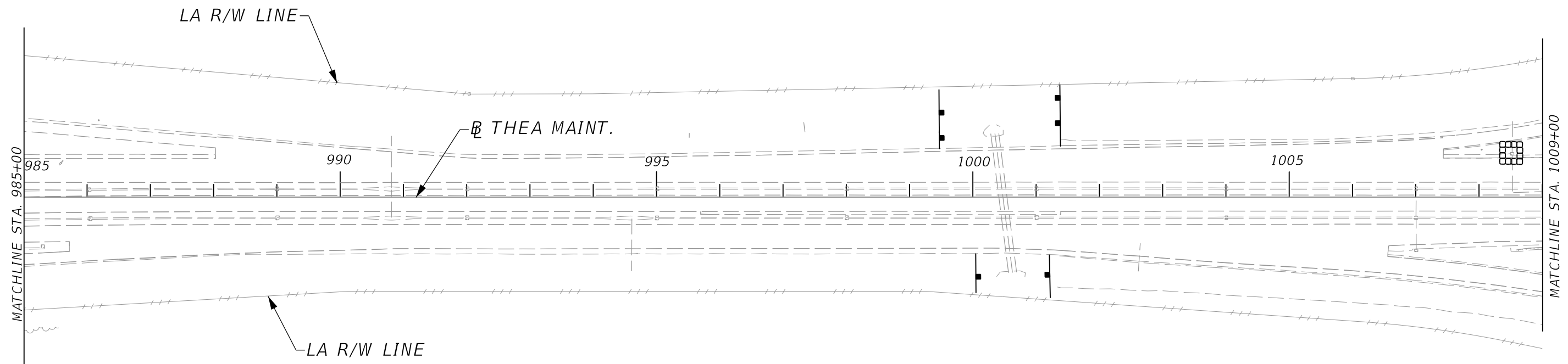
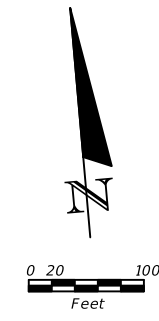
THE OFFICIAL RECORD OF THIS SHEET IS THE ELECTRONIC FILE DIGITALLY SIGNED AND SEALED UNDER RULE 61G15-23.004, F.A.C.



LEGEND	
	SEDIMENT BARRIER
	INLET PROTECTION

REVISIONS				Kisinger Campo & Associates Corp. 201 N. Franklin Street, Suite 900 Tampa, Florida 33602 Engineer of Record: Tara K.M. Spieler, P.E. P.E. No.: 55333	TAMPA HILLSBOROUGH EXPRESSWAY AUTHORITY			SHEET NO. 56
DATE	DESCRIPTION	DATE	DESCRIPTION		ROAD NO.	COUNTY	THEA PROJECT ID	
					SR 618	HILLSBOROUGH	O-00619D	

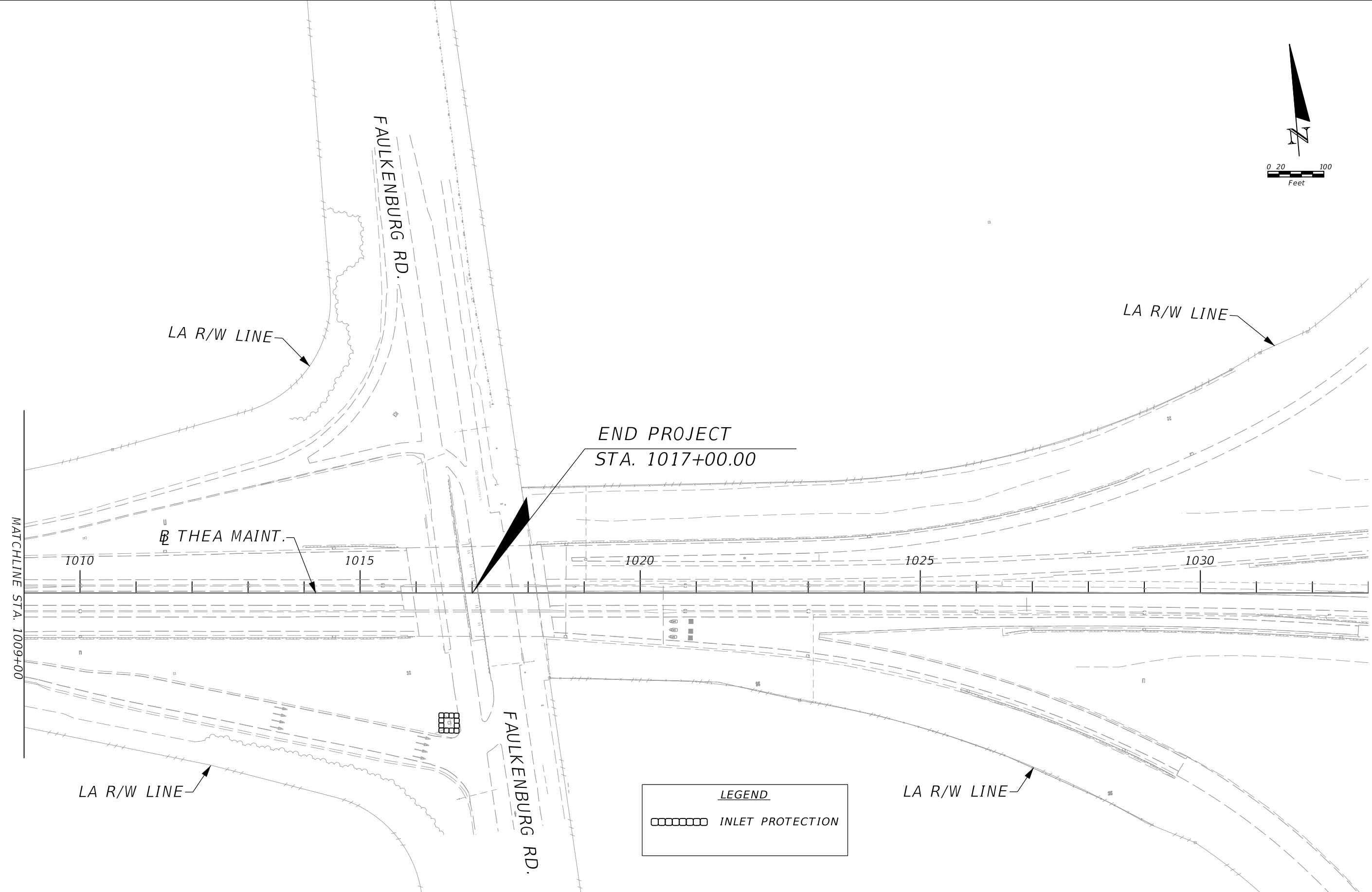
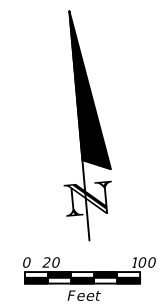
THE OFFICIAL RECORD OF THIS SHEET IS THE ELECTRONIC FILE DIGITALLY SIGNED AND SEALED UNDER RULE 61G15-23.004, F.A.C.



LEGEND	
	SEDIMENT BARRIER
	INLET PROTECTION

REVISIONS				Kisinger Campo & Associates Corp. 201 N. Franklin Street, Suite 900 Tampa, Florida 33602 Engineer of Record: Tara K.M. Spieler, P.E. P.E. No.: 55333	TAMPA HILLSBOROUGH EXPRESSWAY AUTHORITY			EROSION CONTROL PLAN (15)	SHEET NO.
DATE	DESCRIPTION	DATE	DESCRIPTION		ROAD NO.	COUNTY	THEA PROJECT ID		57
					SR 618	HILLSBOROUGH	O-00619D		

THE OFFICIAL RECORD OF THIS SHEET IS THE ELECTRONIC FILE DIGITALLY SIGNED AND SEALED UNDER RULE 61G15-23.004, F.A.C.



REVISIONS			
DATE	DESCRIPTION	DATE	DESCRIPTION

Kisinger Campo & Associates Corp.
 201 N. Franklin Street, Suite 900
 Tampa, Florida 33602
 Engineer of Record: Tara K.M. Spieler, P.E.
 P.E. No.: 55333

TAMPA HILLSBOROUGH EXPRESSWAY AUTHORITY		
ROAD NO.	COUNTY	THEA PROJECT ID
SR 618	HILLSBOROUGH	O-00619D

EROSION CONTROL PLAN (16)

SHEET NO.
58

TEMPORARY TRAFFIC CONTROL PLAN GENERAL NOTES:

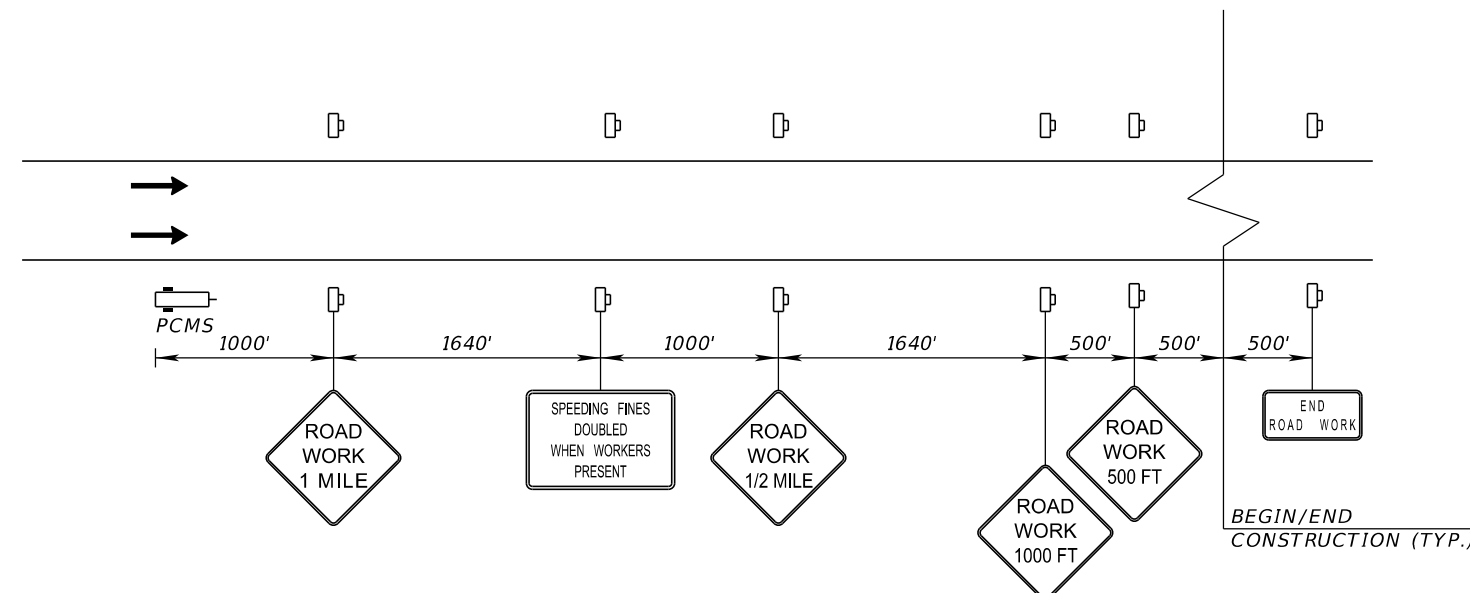
1. THE EXISTING POSTED SPEED IS 65 MPH THROUGHOUT THE PROJECT LIMITS.
2. TEMPORARY TRAFFIC CONTROL ACTIVITIES SHALL BE COORDINATED WITH THE AUTHORITY'S TOLL OPERATIONS DEPARTMENT AND THE TOLLING CONTRACTOR AS NEEDED.
3. DIVERSIONS AND LANE SHIFTS SHALL PROVIDE AT LEAST ONE 12-FOOT WIDE LANE.
4. MAINTAIN ALL STREET NAME IDENTIFICATION VISIBLE DURING CONSTRUCTION OPERATIONS AT ALL TIMES.
5. ALL CONSTRUCTION COSTS ASSOCIATED WITH THIS TEMPORARY TRAFFIC CONTROL PLAN MUST BE INCLUDED IN PAY ITEM, 102-1, MAINTENANCE OF TRAFFIC, LUMP SUM, INCLUDING ALL EQUIPMENT NECESSARY FOR ENTERING/EXITING THE WORK ZONE (I.E. SIGNS, DRUMS, ETC.).
6. LANE CLOSURES AND DETOURS ARE NOT ANTICIPATED FOR THIS PROJECT. IF THE CONTRACTOR DETERMINES A LANE CLOSURE/DETOUR IS NECESSARY, INCLUDING LANE CLOSURES FOR MOBILIZING EQUIPMENT AND MATERIALS IN AND OUT OF THE WORK ZONE, THEA AND THE ENGINEER MUST BE NOTIFIED IMMEDIATELY.

TWO WEEKS PRIOR TO CONSTRUCTION:
PCMS



SEE ADVANCE WARNING SIGN DIAGRAM FOR LOCATION

ADVANCED WARNING SIGN DIAGRAM



GENERAL NOTES

REVISIONS			
DATE	DESCRIPTION	DATE	DESCRIPTION

Kisinger Campo & Associates Corp.
201 N. Franklin Street, Suite 900
Tampa, Florida 33602
Engineer of Record: Branan R. Anderson, P.E.
P.E. No.: 78438

TAMPA HILLSBOROUGH EXPRESSWAY AUTHORITY		
ROAD NO.	COUNTY	THEA PROJECT ID
SR 618	HILLSBOROUGH	O-00619D

TEMPORARY TRAFFIC CONTROL PLAN

SHEET NO.
59



SPECIFICATIONS PACKAGE
THEA PROJECT ID. O-00619D
SELMON EXPRESSWAY DRAINAGE MAINTENANCE

TAMPA HILLSBOROUGH COUNTY EXPRESSWAY AUTHORITY
HILLSBOROUGH COUNTY

The Fiscal Year 2025/2026 Edition of the Florida Department of Transportation Standard Specifications is revised as follows:

I hereby certify that this specifications package has been properly prepared by me, or under my responsible charge, in accordance with procedures adopted by the Florida Department of Transportation.

This item has been digitally signed and sealed by Tara Spieler, P.E. Printed copies of this document are not considered signed and sealed and the signature must be verified on any electronic copies.

Date: April 8, 2025
State of Florida,
Professional Engineer, License No.: 55333
Firm Name: Kisinger Campo & Associates
Firm Address: 201. N. Franklin Street, Ste. 900
City, State, Zip Code: Tampa, FL 33602
Certificate of Authorization Number: 02317
Page(s): 1 - 30

SPECIAL PROVISIONS	3
DEFINITIONS AND TERMS.....	4
PROPOSAL REQUIREMENTS AND CONDITIONS	12
THEA INTERNET BIDDING.	13
AWARD AND EXECUTION OF CONTRACT – PUBLIC RECORDS.	16
CONTROL OF MATERIALS - SOURCE OF SUPPLY - DEPARTMENT’S APPROVED PRODUCT LIST (APL). (REV 10-10-23) (FA 10-18-23) (FY 2024-25).....	18
LEGAL REQUIREMENTS AND RESPONSIBILITY TO THE PUBLIC – PRESERVATION OF EXISTING PROPERTY (TOLL FACILITIES). (REV 7-22-14) (FA 10-15-14) (FY 2024-25).....	18
LEGAL REQUIREMENTS AND RESPONSIBILITY TO THE PUBLIC - EQUAL EMPLOYMENT OPPORTUNITY REQUIREMENTS.	19
LEGAL REQUIREMENTS AND RESPONSIBILITY TO THE PUBLIC - TRUCK HAUL ROUTES.....	21
LEGAL REQUIREMENTS AND RESPONSIBILITY TO THE PUBLIC – PREFERENCE TO STATE RESIDENTS.	21
LEGAL REQUIREMENTS AND RESPONSIBILITY TO THE PUBLIC – E-VERIFY.	22
LEGAL REQUIREMENTS AND RESPONSIBILITY TO THE PUBLIC – SCRUTINIZED COMPANIES.	22
PROSECUTION AND PROGRESS - SUSPENSION OF CONTRACTOR’S OPERATIONS- SPECIAL EVENTS. (REV 10-31-22) (FA 1-3-22) (FY 2024-25).....	22
PROSECUTION AND PROGRESS – LIQUIDATED DAMAGES FOR FAILURE TO COMPLETE THE WORK.	23
MOBILIZATION (Lump Sum).....	24
MAINTENANCE OF TRAFFIC – SITE SPECIFIC	25
CLEARING AND GRUBBING.....	27
CONCRETE DITCH AND SLOPE PAVEMENT - REPAIR.....	28
OBJECT MARKERS AND DELINEATORS	28
THIS COMPLETES THIS SPECIFICATIONS PACKAGE	30

SPECIAL PROVISIONS

Where the Standard Specifications and this Specifications Package references the “Department”, it simultaneously means the Tampa-Hillsborough County Expressway Authority. All references to the “Department” in Section 337, Florida Statutes, in whole or in part, shall hereby be further applied to the Tampa-Hillsborough County Expressway Authority. Authorization reserved in the Standard Specifications for the Director, Office of Construction, shall hereby be exclusively granted to the Tampa-Hillsborough County Expressway Authority’s Director of Operations and Engineering, and authorization reserved for the Secretary shall be exclusively granted to the Tampa-Hillsborough County Expressway Authority Executive Director.

DEFINITIONS AND TERMS

ARTICLE 1-3 is deleted and the following substituted:

1-3 Definitions.

The following terms, when used in the Contract Documents, have the meaning described.

Advertisement.

The public announcement, as required by law, inviting bids for work to be performed or materials to be furnished, usually issued as “Invitation to Bid”, “Notice to Contractors,” or “Notice to Bidders.”

Article.

The numbered prime subdivision of a Section of these Specifications.

Authority.

The Tampa-Hillsborough County Expressway Authority, a public agency of the state created and established by the Florida Legislature pursuant to Section 348.52(1), Florida Statutes.

Bidder.

An individual, firm, or corporation submitting a proposal for the proposed work.

Bridge.

A structure, including supports, erected over a depression or over an obstruction such as water, highway or railway, or for elevated roadway, for carrying traffic or other moving loads, and having a length, measured along the center of the roadway, of more than 20 feet between the inside faces of end supports. A multiple-span box culvert is considered a bridge, where the length between the extreme ends of the openings exceeds 20 feet.

Calendar day.

Every day shown on the calendar, ending and beginning at midnight.

Contract.

The term “Contract” means the entire and integrated agreement between the parties thereunder and supersedes all prior negotiations, representations, or agreements, either written or oral. The Contract Documents form the Contract between the Authority and the Contractor setting forth the obligations of the parties thereunder, including, but not limited to, the performance of the Work and the basis of payment.

Contract Bond.

The security furnished by the Contractor and the surety as a guaranty that the Contractor shall fulfill the terms of the Contract and pay all legal debts pertaining to the construction of the project.

Contract Claim (Claim).

A written demand submitted to the Authority by the Contractor in compliance with 5-12.3 seeking additional monetary compensation, time, or other adjustments to the Contract, the entitlement or impact of which is disputed by the Authority.

Contract Documents.

The term “Contract Documents” includes: Advertisement for Proposal, Proposal, Certification as to Publication and Notice of Advertisement for Proposal, Appointment of Agent by Nonresident Contractors, Noncollusion Affidavit, Warranty Concerning Solicitation of the Contract by Others, Resolution of Award of Contract, Executed Form of Contract, Performance Bond and Payment Bond, Specifications, Plans (including revisions thereto issued during construction), Standard Plans, Addenda, or other information mailed or otherwise transmitted to the prospective bidders prior to the receipt of bids, work orders and Purchase Orders, all of which are to be treated as one instrument whether or not set forth at length in the form of contract.

Note: As used in Sections 2 and 3 only, Contract Documents do not include work orders, and supplementary agreements. As used in Section 2 only, Contract Documents also do not include Resolution of Award of Contract, Executed Form of Contract, and Performance and Payment Bond.

Contract Letting.

The date that the Authority opened the bid proposals.

Contract Time.

The number of calendar days allowed for completion of the Contract work, including authorized time extensions.

Contractor.

The individual, firm, joint venture, or company contracting with the Authority to perform the work.

Contractor's Engineer of Record.

A Professional Engineer registered in the State of Florida, other than the Engineer of Record or his subcontracted consultant, who undertakes the design and drawing of components of the permanent structure as part of a redesign or Cost Savings Initiative Proposal, or for repair designs and details of the permanent work. The Contractor's Engineer of Record may also serve as the Specialty Engineer.

The Contractor's Engineer of Record must be an employee of a pre-qualified firm. The firm shall be pre-qualified in accordance with the Rules of the Department of Transportation, Chapter 14-75. Any Corporation or Partnership offering engineering services must hold a Certificate of Authorization from the Florida Department of Business and Professional Regulation.

As an alternate to being an employee of a pre-qualified firm, the Contractor's Engineer of Record may be an Authority-approved Specialty Engineer. For items of the permanent work declared by the Authority to be "major" or "structural", the work performed by an Authority-approved Specialty Engineer must be checked by another Authority-approved Specialty Engineer. An individual Engineer may become an Authority-approved Specialty Engineer if the individual meets the Professional Engineer experience requirements set forth within the individual work groups in Chapter 14-75, Rules of the Florida Department of Transportation, Florida Administrative Code. Authority-approved Specialty Engineers will not be authorized to perform redesigns or Cost Savings Initiative Proposal designs of items fully detailed in the Plans.

Controlling Work Items.

The activity or work item on the critical path having the least amount of total float. The controlling item of work will also be referred to as a Critical Activity.

Culverts.

Any structure not classified as a bridge that provides an opening under the roadway.

Delay.

Any unanticipated event, action, force or factor which extends the Contractor's time of performance of any controlling work item under the Contract. The term "delay" is intended to cover all such events, actions, forces or factors, whether styled "delay", "disruption", "interference", "impedance", "hindrance", or otherwise, which are beyond the control of and not caused by the Contractor, or the Contractor's subcontractors, materialmen, suppliers or other agents. This term does not include "extra work".

Department.

State of Florida Department of Transportation (FDOT).

Developmental Specification.

See definition for Specifications.

Earthwork Records System (ERS).

The project-specific system or database employed by the Engineer to catalog and prepare earthwork records on Authority projects.

Engineer.

The Director of Operations and Engineering, acting directly or through duly authorized representatives; such representatives acting within the scope of the duties and authority assigned to them.

Note: In order to avoid cumbersome and confusing repetition of expressions in these Specifications, it is provided that whenever anything is, or is to be done, if, as, or, when, or where “acceptable, accepted, approval, approved, authorized, condemned, considered necessary, contemplated, deemed necessary, designated, determined, directed, disapproved, established, given, indicated, insufficient, ordered, permitted, rejected, required, reserved, satisfactory, specified, sufficient, suitable, suspended, unacceptable, or unsatisfactory,” it shall be understood as if the expression were followed by the words “by the Engineer,” “to the Engineer,” or “of the Engineer.”

Engineer of Record.

The Professional Engineer or Engineering Firm registered in the State of Florida that develops the criteria and concept for the project, performs the analysis, and is responsible for the preparation of the Plans and Specifications. The Engineer of Record may be Authority staff or a consultant retained by the Authority.

The Contractor shall not employ the Engineer of Record as the Contractor’s Engineer of Record or as a Specialty Engineer.

Equipment.

The machinery and equipment, together with the necessary supplies for upkeep and maintenance thereof, and all other tools and apparatus necessary for the construction and acceptable completion of the work.

Extra Work.

Any “work” which is required by the Engineer to be performed and which is not otherwise covered or included in the project by the existing Contract Documents, whether it be in the

nature of additional work, altered work, deleted work, work due to differing site conditions, or otherwise. This term does not include a “delay”.

Federal, State, and Local Rules and Regulations.

The term “Federal, State and Local Rules and Regulations” includes: any and all Federal, State, and Local laws, bylaws, ordinances, rules, regulations, orders, permits, or decrees including environmental laws, rules, regulations, and permits.

Highway, Street, or Road.

A general term denoting a public way for purposes of vehicular travel, including the entire area within the right-of-way.

Holidays.

Days designated by the State Legislature or Cabinet as holidays, which include, but are not limited to, New Year’s Day, Martin Luther King’s Birthday, Memorial Day, Independence Day, Labor Day, Veterans’ Day, Thanksgiving Day and the following Friday, and Christmas Day.

Inspector.

An authorized representative of the Engineer, assigned to make official inspections of the materials furnished and of the work performed by the Contractor.

Laboratory.

The official testing laboratory used by the Authority.

Materials.

Any substances to be incorporated in the work under the Contract.

Median.

The portion of a divided highway or street separating the traveled ways for traffic moving in opposite directions.

Plans.

The approved Plans, including reproductions thereof, showing the location, character, dimensions, and details of the work.

Proposal (Bid, Bid Proposal).

The offer of a bidder, on the prescribed form, to perform the work and to furnish the labor and materials at the prices quoted.

Proposal Form.

The official form or the electronically generated bid item sheets on which the Authority requires formal bids to be prepared and submitted for the work.

Proposal Guaranty

The security furnished by the bidder as guaranty that the bidder will enter into the Contract for the work if the Authority accepts the proposal.

Purchase Order.

A written agreement between the Contractor and the Authority, and signed by the surety when required, modifying the Contract within the limitations set forth in these Specifications. Purchase Order simultaneously means Supplemental Agreement and/or Work Order when in reference to the Specifications.

Right-of-Way.

The land that the Authority has title to, or right of use, for the road and its structures and appurtenances, and for material pits furnished by the Authority.

Roadbed.

The portion of the roadway occupied by the subgrade and shoulders.

Roadway.

The portion of a highway within the limits of construction.

Section.

A numbered prime division of these Specifications.

Special Event.

Any event, including but not limited to, a festival, fair, run or race, motorcade, parade, civic activity, cultural activity, charity or fund drive, sporting event, or similar activity designated in the Contract Documents.

Special Provisions.

See definition for Specifications.

Specialty Engineer.

A Professional Engineer registered in the State of Florida, other than the Engineer of Record or his subcontracted consultant, who undertakes the design and drawing preparation of components, systems, or installation methods and equipment for specific temporary portions of the project

work or for special items of the permanent works not fully detailed in the Plans and required to be furnished by the Contractor. The Specialty Engineer may also provide designs and details, repair designs and details, or perform Engineering Analyses for items of the permanent work declared by the Authority to be “minor” or “non-structural”.

For items of work not specifically covered by the Rules of the Department of Transportation, a Specialty Engineer is qualified if he has the following qualifications:

1. Registration as a Professional Engineer in the State of Florida.
2. The education and experience necessary to perform the submitted design as required by the Florida Department of Business and Professional Regulation.

Specifications.

The directions, provisions, and requirements contained herein, together with all stipulations contained in the Contract Documents, setting out or relating to the method and manner of performing the work, or to the quantities and qualities of materials and labor to be furnished under the Contract.

Standard Specifications: “Standard Specifications for Road and Bridge Construction” an electronic book, applicable to all Authority Contracts containing adopted requirements, setting out or relating to the method or manner of performing work, or to the quantities and qualities of materials and labor.

Supplemental Specifications: Approved additions and revisions to the Standard

Specifications, applicable to all Authority Contracts.

Special Provisions: Specific clauses adopted by the Authority that add to or revise the Standard Specifications or supplemental specifications, setting forth conditions varying from or additional to the Standard Specifications applicable to a specific project.

Technical Special Provisions: Specifications, of a technical nature, prepared, signed, and sealed by an Engineer registered in the State of Florida other than the State Specifications Engineer or his designee, that are made part of the Contract as an attachment to the Contract Documents.

Developmental Specification: A specification developed around a new process, procedure, or material.

Standard Plans.

“Standard Plans for Road and Bridge Construction”, an electronic book describing and detailing aspects of the Work. Where the term Design Standards appears in the Contract Documents, it will be synonymous with Standard Plans.

Standard Specifications.

See definition for Specifications.

State.

State of Florida.

Subarticle.

A headed and numbered subdivision of an Article of a Section of these Specifications.

Subgrade.

The portion of the roadbed immediately below the base course or pavement, including below the curb and gutter, valley gutter, shoulder and driveway pavement. The subgrade limits ordinarily include those portions of the roadbed shown in the Plans to be constructed to a design bearing value or to be otherwise specially treated. Where no limits are shown in the Plans, the subgrade section extends to a depth of 12 inches below the bottom of the base or pavement and outward to 6 inches beyond the base, pavement, or curb and gutter.

Substructure.

All of that part of a bridge structure below the bridge seats, including the parapets, backwalls, and wingwalls of abutments.

Superintendent.

The Contractor's authorized representative in responsible charge of the work.

Superstructure.

The entire bridge structure above the substructure, including anchorage and anchor bolts, but excluding the parapets, backwalls, and wingwalls of abutments.

Supplemental Specifications.

See definition for Specifications.

Surety.

The corporate body that is bound by the Contract Bond with and for the Contractor and responsible for the performance of the Contract and for payment of all legal debts pertaining thereto.

Technical Special Provisions.

See definition for Specifications.

THEA.

The Tampa-Hillsborough County Expressway Authority, a public agency of the state created and established by the Florida Legislature pursuant to Section 348.52(1), Florida Statutes.

Traveled Way.

The portion of the roadway for the movement of vehicles, exclusive of shoulders and bicycle lanes.

Unilateral Payment.

A payment of money made to the Contractor by the Authority, for sums the Authority determines to be due to the Contractor for work performed on the project, and whereby the Contractor by acceptance of such payment does not waive any rights the Contractor may otherwise have against the Authority for payment of any additional sums the Contractor claims are due for the work.

Work.

All labor, materials and incidentals required to execute and complete the requirements of the Contract including superintendence, use of equipment and tools, and all services and responsibilities prescribed or implied.

Working Day.

Any calendar day on which the Contractor works or is expected to work in accordance with the approved work progress schedule.

PROPOSAL REQUIREMENTS AND CONDITIONS

2-1 Prequalification of Bidders.

Bidders shall prequalify in accordance Section 337-14, Florida Statutes and Rule 14-22, Florida Administrative Code.

Pursuant to Section 287.133, Florida Statutes, a person or affiliate who has been placed on the convicted vendor list following a conviction for a public entity crime may not submit the following:

1. A bid on a contract to provide any goods or services to a public entity.
2. A bid on a contract with a public entity for the construction or repair of a public building or public work.
3. Bids on leases of real property to a public entity.

A person or affiliate who has been placed on the convicted vendor list following a conviction for a public entity crime may not be awarded or perform work as a Contractor, supplier, subcontractor, or consultant under a contract with any public entity, and may not transact business with any public entity in excess of the threshold amount provided in Section 287.017 F.S., for Category Two. All restrictions apply for a period of 36 months from the date of placement on the convicted vendor list.

2-2 Proposals.

Obtain Proposal Forms under the conditions stipulated in the Advertisement. The Advertisement states the location and description of the work to be performed; the estimate of the various quantities (if applicable); the pay items of work to be performed (if applicable); the Contract Time; the amount of Proposal Guaranty; and the date, time, and place of the opening of proposals.

The Plans, Specifications and other documents designated in the Advertisement are part of the Proposal, whether attached or not. Do not detach any papers bound with or attached to the Proposal.

THEA INTERNET BIDDING.

(7-22)

SUBARTICLE 2-2.2 and 2-2.3 is deleted and the following substituted:

2-2.2 Authority Modifications to Contract Documents: Notification of modifications to any Contract Documents will be posted to the Authority's bid software and the Authority's procurement website and will also be transmitted to the Bidder. The email address provided by the Bidder will be used to transmit notification of modifications. Follow the instructions provided in the notification of modifications to access the amendment files.

The Bidder shall take responsibility for downloading the revised information per the instructions included in the notification of modifications.

2-2.3 Internet Bid Submittals: Unless otherwise indicated in the Advertisement, the Bidder shall use the Authority's bid software to prepare a bid for Internet submittal. The Authority will accept, as the official bid, the set of Proposal Forms generated from the Authority's bid software along with a complete Proposal package, submitted via the Internet in accordance with 2-5 and 2-8. A Digital ID may be required to submit a bid via the Internet. Digital IDs may be obtained as outlined in the Advertisement. The Authority will not be responsible for any communications or machine breakdowns, transmission interruptions, delays, or any other problems that interfere with the receipt of Proposals as required above either at the Bidder's transmitting location, at the Authority's receiving location, or anywhere between these locations. Receipt or non-receipt of Proposals will not be considered grounds for a bid protest. The Authority will not be held responsible if the Bidder cannot complete or submit a bid due to failure or incomplete delivery of the files submitted via the Internet.

2-3 Interpretation of Estimated Quantities.

The Bidder is responsible for the determination of the quantities for those items constructed within the authorized plan limits or dimensions.

The Authority does not assume any responsibility for any incidental information in bid documents that may be construed as a quantity of work and/or materials.

2-4 Examination of Plans, Specifications, Special Provisions, and Site of Work.

Examine the Contract Documents and the site of the proposed work carefully before submitting a Proposal for the work contemplated. Investigate the conditions to be encountered, as to the character, quality, and quantities of work to be performed and materials to be furnished and as to the requirements of all Contract Documents.

Direct all questions to the Authority by posting the question to procurement@tampaxway.com.

Questions posted to this site before 5:00 P.M. (EST) on the seventh calendar day prior to the bid opening, or tenth calendar day prior to the January bid opening, will be responded to by the Authority. For questions posted after these times, an answer cannot be assured. For all questions posted before the deadline, the Authority will provide and post responses at the same website before 8:00 A.M. (EST) on the second calendar day prior to bid opening. Take responsibility to review and be familiar with all questions and responses posted to this website and to make any necessary adjustments in the proposal accordingly.

When, in the sole judgment of the Authority, responses to questions require Plan revisions, Specification revisions and/or addenda, the Procurement Office will issue them as necessary.

The Bidder's submission of a Proposal is prima facie evidence that the Bidder has made an examination as described in this Article.

2-5 Preparation of Proposals.

2-5.1 General: A proposal is irregular or non-responsive if it does not meet the requirements of the RFP and may be rejected by the Authority.

If the proposal is made by an individual, either in the Bidder's own proper person or under a trade or firm name, the Bidder shall execute the proposal under the Bidder's signature and indicate the firm's bidding office street address. If the Proposal is made by a partnership, execute the Proposal by setting out in full, the names of the partners and the firm name of the partnership, if any, and have two or more of the general partners or authorized person sign the Proposal. Also, indicate the firm's bidding office street address. If the Proposal is made by a corporation, execute the Proposal by setting out in full the corporate name and have the president or other legally authorized corporate officer or agent sign the proposal. Also, affix the corporate seal, and indicate the corporation's bidding office street address. If the Proposal is made by a limited liability company, execute the Proposal by setting out the company name and have the manager or authorized member sign the Proposal. If the Proposal is made by a limited venture, execute the Proposal by setting out the joint venture name and have the authorized parties sign the Proposal.

If the Proposal is made by a joint venture, the individual so empowered by a properly executed Declaration of Joint Venture and Power of Attorney Form shall execute the Proposal.

The Bidder will be required to identify the EOR, who will be responsible for the engineering design portion on the Contract required in the RFP.

If required by the RFP, establish the number of Calendar Days necessary to complete the work in accordance with the Contract Documents and show this number of Calendar Days in the Proposal. For purposes of this Contract, this number of Calendar Days will serve as the Original Contract Time. For this Contract, the Authority will reject any bid in which

the Bidder submits proposed Contract Time in excess of the Authority's established Maximum Contract Time identified in the RFP.

2-5.2 Declaration of Noncollusion: File with the Authority Form contained in the proposal, which includes an unsworn statement executed by, or on behalf of, the person, firm, association, or corporation submitting the bid certifying that such person, firm, association, or corporation has not, either directly or indirectly, entered into any agreement, participated in any collusion, or otherwise taken any action in restraint of free competitive bidding in connection with the submitted bid. The Authority will not consider any bid unless such form is properly completed in accordance with the requirements shown thereon.

2-6 Rejection of Irregular Proposals.

A Proposal is irregular and the Authority may reject such Proposal if the Proposal shows omissions, alterations of form, additions not specified or required, conditional or unauthorized alternate bids, or irregularities of any kind; or if the unit prices are obviously unbalanced, or if the cost is in excess of or below the reasonable cost analysis values.

When the Authority provides for alternate bids in the Proposal Form and the bidder submits non-computer-generated proposal form sheets, make only one entry for each alternate. A Proposal that provides for alternative bids is irregular and the Authority may reject such Proposal if the Bidder makes entries for more than one alternate.

2-7 Guaranty to Accompany Proposals.

The Authority will not consider any Proposal unless accompanied by a Proposal Guaranty of the character and amount indicated in the Advertisement, and unless made payable to the Tampa-Hillsborough County Expressway Authority. Submit the Proposals with the understanding that the successful Bidder shall furnish a Contract Bond pursuant to the requirements of 3-5.

The Bidder's Proposal Guaranty is binding for all projects included in the Contract awarded to the Contractor pursuant to the provisions of this Subarticle.

2-8 Delivery of Proposals.

Submit all price proposals in a sealed envelope, bearing on the outside the name of the Bidder, the Bidder's address, and the Financial Project Number of the project for which the Bidder submitted the bid. For Proposals that are submitted by mail, enclose the Proposal in a sealed envelope, marked as directed above. Enclose the sealed envelope in a second outer envelope addressed to the Authority, at the place designated in the RFP. For a Proposal that is not submitted by mail, deliver the Proposal to the Procurement Office of the Authority, or to the place as designated in the RFP. The Authority will return Proposals received after the time set for opening bids to the bidder unopened.

2-9 Withdrawal or Revision of Proposals. (Bid Proposal Only)

A Bidder may withdraw a Proposal after submission, provided the Authority receives a written request to withdraw the proposal prior to the time set for opening of bids. The resubmission of any Proposal withdrawn under this provision is subject to the provisions of 2-8. Legible facsimile (FAX) price proposal changes will be accepted if received in full at the fax number listed in the Bid Solicitation Notice by the time price proposals are due on the day of the bid opening and provided that all of the following conditions are met:

1. The Bidder's name is the same on the faxed Proposal change as shown on the original Proposal.

2. The proposal change includes the following:

a. The correct Proposal ID.

b. The correct bid item number for which the price is being changed and the respective unit price change.

c. The correct revised total per item.

d. The revised total bid amount.

e. The signature of the President or Vice President of the Company.

Faxed price proposal changes failing to meet all of these requirements will not be considered and will not change the original bid.

The Authority will not be responsible for any communications or fax machine breakdowns, transmission interruptions, delays, or any other problems that interfere with the receipt of faxed price Proposal changes as required above either at the Bidder's fax location, at the Authority's fax location, or anywhere between these locations. Receipt or non-receipt of a faxed price Proposal change will not be considered grounds for a bid protest.

2-10 Opening of Proposals. N/A

2-11 Disqualification of Bidders. N/A

2-12 Material, Samples and Statement.

The Authority may require that the Bidder furnish a statement of the origin, composition, and manufacture of any and all materials to be used in the construction of the work, together with samples that may be subjected to the tests provided for in these Specifications to determine the materials' quality and fitness for the work.

AWARD AND EXECUTION OF CONTRACT – PUBLIC RECORDS.

(REV 10-17-16) (FA 10-24-16) (FY 2024-25)

ARTICLE 3-9 is expanded by the following:

IF THE CONTRACTOR HAS QUESTIONS REGARDING THE APPLICATION OF CHAPTER 119, FLORIDA STATUTES, TO THE CONTRACTOR'S DUTY TO PROVIDE PUBLIC RECORDS RELATING TO THIS CONTRACT, CONTACT THE CUSTODIAN OF PUBLIC RECORDS AT:

PROCUREMENT@TAMPA-XWAY.COM

Tampa Hillsborough Expressway Authority

1104 E. Twiggs Street, Suite 300

Tampa, FL 33602

**SCOPE OF WORK – INTENT OF CONTRACT.
(REV 10-25-21) (FA 1-26-22) (FY 2024-25)**

ARTICLE 4-1 is expanded by the following:

The Improvements under this Contract consist of ditch re-grading along the WB and EB Selmon Expressway from 22nd Street to Faulkenburg Road in Hillsborough County. The improvements include clearing and restoring the existing stormwater pond on the north side of the Selmon Expressway adjacent to 21st Street as shown in the contract documents.

This is a pay item specific Contract. Unless otherwise amended in the RFP, all pay items necessary to deliver this project must be submitted with the bid documents. The quantities included with the contract documents are approximate and only represent estimated planned requirements based on historical or specific project needs. The Authority does not guarantee any maximum or minimum quantity, any range of quantities, or the exact quantities shown for each bid item. The Authority's estimated quantities and the Contractor's bid price will be used to calculate a total bid amount. This total bid amount will then be used to determine the low bidder; however, actual payment under the awarded contract will be based on actual quantities completed.

4-3.1 General: The Engineer reserves the right to make, at any time prior to or during the progress of the work, alterations or changes, whether a significant change or not, and such alterations in the details of construction, whether a substantial change or not, including but not limited to alterations in the grade or alignment of the road or structure or both, as may be found necessary or desirable by the Engineer. Such alterations or changes shall not constitute a breach of Contract, shall not invalidate the Contract, nor release the Surety from any liability arising out of this Contract or the Surety bond. The Contractor agrees to perform the work, as altered or changed, the same as if it had been a part of the original Contract.

The term "significant change" applies only when the Engineer determines that the character of the work as altered differs materially in kind or nature from that involved or included in the original proposed construction. The allowance due to the Contractor will be in accordance with 4-3.2, below.

In the instance of an alleged "significant change", the determination by the Engineer shall be conclusive and shall not be subject to challenge by the Contractor in any forum, except upon the Contractor establishing by clear and convincing proof that the determination by the Engineer was without any reasonable and good-faith basis.

4-3.4 Conditions Requiring a Supplemental Agreement or Unilateral Payment: A Supplemental Agreement or Unilateral Payment will be used to clarify the Plans and Specifications of the Contract; to provide for Unforeseen Work, grade changes, or alterations in Plans which could not reasonably have been contemplated or foreseen in the Original Plans and Specifications; to change the limits of construction to meet field conditions; to provide a safe and functional connection to an existing pavement; to settle documented Contract claims; to make the project functionally operational in accordance with the intent of the original Contract and subsequent amendments thereto.

4-3.9.4 Processing Procedures: Submit Proposals to the Engineer or his duly authorized representative. The Authority will process Proposals expeditiously; however, the Authority is not liable for any delay in acting upon a Proposal submitted pursuant to this Subarticle. The Contractor may withdraw, in whole or in part, a Proposal not accepted by the Authority within the period specified in the Proposal. The Authority is not liable for any Proposal development cost in the case where the Authority rejects or the Contractor withdraws a Proposal.

The Engineer is the sole judge of the acceptability of a Proposal and of the estimated net savings in construction costs from the adoption of all or any part of such Proposal.

Prior to approval, the Engineer may modify a Proposal, with the concurrence of the Contractor, to make it acceptable. If any modification increases or decreases the net savings resulting from the Proposal, the Authority will determine the Contractor's fair share upon the basis of the Proposal as modified. The Authority will compute the net savings by subtracting the revised total cost affected by the Proposal from the total cost as represented in the original Contract.

Prior to approval of the Proposal that initiates the supplemental agreement, submit acceptable Contract-quality plan sheets revised to show all details consistent with the Proposal design.

CONTROL OF MATERIALS - SOURCE OF SUPPLY - DEPARTMENT'S APPROVED PRODUCT LIST (APL). (REV 10-10-23) (FA 10-18-23) (FY 2024-25)

SUBARTICLE 6-5.2 is deleted and the following substituted:

6-5.2 Source of Supply: Comply with 2 CFR 184 and 2 CFR 200.322, which includes the Buy America Sourcing Preferences of the Build America, Buy America Act (BABA). Domestic compliance for all affected products will be listed on the APL. The list of affected articles, materials, and supplies that have been added to the APL and are not identified in each individual Section can be found at the following URL:
<https://www.fdot.gov/programmanagement/ProductEvaluation/Default.shtm>.

LEGAL REQUIREMENTS AND RESPONSIBILITY TO THE PUBLIC – PRESERVATION OF EXISTING PROPERTY (TOLL FACILITIES). (REV 7-22-14) (FA 10-15-14) (FY 2024-25)

SUBARTICLE 7-11.1 is expanded by the following:

Due to the unique technological nature and complexity of the Department's toll collection system at the Department's owned or operated toll facilities, the Department will utilize one of its toll collection system vendors to perform removals, repairs, replacements and installations of toll collection components damaged by the Contractor. The currently contracted rates of the Department's contract with its tolling vendors will apply towards any removals, repairs, replacements and installations performed by one of the Department's toll collection system vendors. The Department will deduct the cost of the removals, repairs, replacements and installations from any monies due or which may become due to the Contractor under the Contract. Toll collection system components include, but are not limited to the following:

automatic vehicle identification system antennae and readers; toll revenue collection and violation enforcement system cameras and illuminators; vehicle detection and classification system devices; vehicle classification and detection roadway loops; roadway treadles; light curtains; patron fare displays; closed circuit television cameras; electronics inside toll buildings or toll booths; automatic coin machines ; automatic ticket issuing machines ; toll lane traffic signals and illuminators; and all directly associated supporting infrastructure including, but not limited to, cabling, connectors, and specialty bracketing, mounts, poles.

SUBARTICLE 7-11.2 is expanded by the following:

When the actions of the Contractor result in the loss of toll revenue, the Contractor shall be responsible for the revenue loss based on the total number of hours during the days in which toll revenues remain uncollected. The amount of uncollected toll revenue will be calculated by adding the hourly toll revenue for a representative weekday or weekend day over all the days in which tolls are not collected. Days showing unusually high or low traffic patterns will be replaced with revenue corresponding to normal traffic days within the last month. Hourly revenues for a representative weekday are calculated by averaging the revenues in the same hour during the previous 10 consecutive weekdays prior to the damage. Hourly revenues for a representative weekend day are calculated by averaging the revenues in the same hour during the previous 4 consecutive weekend days prior to the damage. For partial days of interrupted service, uncollected toll revenues will be limited to those hours in the representative weekday or weekend day that correspond to the specific hours when the Department's toll infrastructure is not fully operational due to damages sustained. For the purpose of this estimate, partial hours will be rounded to the nearest full hour

SUBARTICLE 7-11.5.3 is expanded by the following:

For this project, no utility work involving facilities owned by other agencies is anticipated.

LEGAL REQUIREMENTS AND RESPONSIBILITY TO THE PUBLIC - EQUAL EMPLOYMENT OPPORTUNITY REQUIREMENTS.

(REV 4-25-02) (FA 7-17-02) (1-20)

SECTION 7 is expanded by the following:

7-27 Equal Employment Opportunity Requirements.

7-27.1 Equal Employment Opportunity Policy: Accept as the operating policy, the following statement which is designed to further the provision of equal employment opportunity to all persons without regard to their age, race, color, religion, national origin, sex, or disability and to promote the full realization of equal employment opportunity through a positive continuing program:

“It is the policy of this Company to assure that applicants are employed, and that employees are treated during employment, without regard to their age, race, religion, color, national origin, sex, or disability. Such action must include: employment, upgrading, demotion,

or transfer; recruitment or recruitment advertising; layoff or termination; rates of pay or other forms of compensation; and selection for training, including apprenticeship, preapprenticeship, and/or on-the-job training.”

7-27.2 Equal Employment Opportunity Officer: Designate and make known to the Authority’s contracting officers an equal employment opportunity officer (hereinafter referred to as the EEO Officer) who must be capable of effectively administering and promoting an active Contractor program employment opportunity and who must be assigned adequate authority and responsibility to do so.

7-27.3 Dissemination of Policy: All members of the Contractor’s staff who are authorized to hire, supervise, promote, and discharge employees, or who recommend such action, or who are substantially involved in such action, will be made fully cognizant of, and will implement, the Contractor’s equal employment opportunity policy and contractual responsibilities.

7-27.4 Recruitment: When advertising for employees, include in all advertisements for employees the notation “An Equal Opportunity Employer”.

7-27.5 Personnel Actions: Establish and administer wages, working conditions, employee benefits, and personnel actions of every type, including hiring, upgrading, promotion, transfer, demotion, layoff, and termination without regard to age, race, color, religion, national origin, sex, or disability.

Follow the following procedures:

1. Conduct periodic inspections of project sites to ensure that working conditions and employee facilities do not indicate discriminatory treatment of project site personnel.

2. Periodically evaluate the spread of wages paid with each classification to determine any evidence of discriminatory wage practices.

3. Periodically review selected personnel actions in depth to determine whether there is evidence of discrimination. Where evidence is found, promptly take corrective action. If the review indicates that the discrimination may extend beyond the actions reviewed, such corrective action must include all affected persons.

4. Investigate all complaints of alleged discrimination made in connection with obligations under this Contract, attempt to resolve such complaints, and take appropriate corrective action. If the investigation indicates that the discrimination may affect persons other than the complainant, such corrective action must include such other persons. Upon completion of each investigation inform every complainant of all of the avenues of appeal.

7-27.6 Subcontracting: Use the best efforts to ensure subcontractor compliance with their equal employment opportunity policy.

7-27.7 Records and Reports: Keep such records as are necessary to determine compliance with the equal employment opportunity obligations. The records kept will be designed to indicate the following:

1. The number of minority and nonminority group members employed in each work classification on the project.

2. The progress and efforts being made in cooperation with unions to increase minority group employment opportunities (applicable only to Contractors who rely in whole or in part on unions as a source of their work force).

3. The progress and efforts being made in locating, hiring, training, qualifying, and upgrading minority group employees as deemed appropriate to comply with their Equal Employment Opportunity Policy.

4. The progress and efforts being made in securing the services of minority group subcontractors or subcontractors with meaningful minority group representation among their employees as deemed appropriate to comply with their Equal Employment Opportunity Policy.

Upon request, submit to the Authority a report of the number of minority and nonminority group employees currently engaged in each work classification required by the Contract work.

LEGAL REQUIREMENTS AND RESPONSIBILITY TO THE PUBLIC - TRUCK HAUL ROUTES.

(REV 04-06-00) (1-20)

SECTION 7 is expanded by the following new Article:

7-27 Truck Haul Routes.

Citrus, Hernando, Hillsborough, Pasco, and Pinellas Counties located within District Seven have established Truck Haul Route Ordinances restricting the use of certain roadways for hauling materials, equipment and supplies. Conform to these ordinances.

All state roadways are exempt from these ordinances and may be used for Truck Haul Routes.

LEGAL REQUIREMENTS AND RESPONSIBILITY TO THE PUBLIC – PREFERENCE TO STATE RESIDENTS.

(REV 1-13-12) (1-20)

SECTION 7 is expanded by the following new Article:

7-28 Preference to State Residents.

Florida Statutes 255.099 (Chapter 2010-147, Section 50, Laws of Florida), providing for preference to residents of the State of Florida, is hereby made a part of this Contract:

Each contract that is funded by state funds must contain a provision requiring the Contractor to give preference to the employment of state residents in the performance of the work on the project if state residents have substantially equal qualifications to those of nonresidents.

As used in this Section, the term “substantially equal qualifications” means the qualification of two or more persons among whom the employer cannot make a reasonable determination that the qualifications held by one person are better suited for the position than the qualifications held by the other person or persons.

**LEGAL REQUIREMENTS AND RESPONSIBILITY TO THE PUBLIC – E-VERIFY.
(REV 6-13-11) (FA 6-16-11) (1-20)**

SECTION 7 is expanded by the following new Article:

7-29 E-Verify.

The Contractor shall utilize the U.S. Department of Homeland Security’s E-Verify system to verify the employment eligibility of all new employees hired by the Contractor during the term of the Contract and shall expressly require any subcontractors performing work or providing services pursuant to the Contract to likewise utilize the U.S. Department of Homeland Security’s E-Verify system to verify the employment eligibility of all new employees hired by the subcontractor during the Contract term.

**LEGAL REQUIREMENTS AND RESPONSIBILITY TO THE PUBLIC –
SCRUTINIZED COMPANIES.**

(REV 3-22-18) (1-20)

SECTION 7 is expanded by the following new Article:

7-30 Scrutinized Companies.

For Contracts of any amount, if the Authority determines the Contractor submitted a false certification under Section 287.135(5) of the Florida Statutes, or if the Contractor has been placed on the Scrutinized Companies that Boycott Israel List, or is engaged in a boycott of Israel, the Authority shall either terminate the Contract after it has given the Contractor notice and an opportunity to demonstrate the Authority’s determination of false certification was in error pursuant to Section 287.135(5)(a) of the Florida Statutes, or maintain the Contract if the conditions of Section 287.135(4) of the Florida Statutes are met.

For Contracts \$1,000,000 and greater, if the Authority determines the Contractor submitted a false certification under Section 287.135(5) of the Florida Statutes, or if the Contractor has been placed on the Scrutinized Companies with Activities in the Sudan List, or the Scrutinized Companies with Activities in the Iran Petroleum Energy Sector List, the Authority shall either terminate the Contract after it has given the Contractor notice and an opportunity to demonstrate the Authority’s determination of false certification was in error pursuant to Section 287.135(5)(a) of the Florida Statutes, or maintain the Contract if the conditions of Section 287.135(4) of the Florida Statutes are met.

**PROSECUTION AND PROGRESS - SUSPENSION OF CONTRACTOR’S
OPERATIONS- SPECIAL EVENTS. (REV 10-31-22) (FA 1-3-22) (FY 2024-25)**

SUBARTICLE 8-6.4 is expanded by the following:

For this Contract, Special Event days for this project include:

Florida State Fairgrounds, Amphitheater and Tampa Stadium (Raymond James Stadium) with an anticipated crowd of 35,000 or higher; Forum/Ice Palace (Amalie Arena) with an

anticipated crowd of 10,000 or higher; Downtown Tampa, Bayshore Boulevard and Ybor City with an anticipated crowd of 10,000 or higher.

PROSECUTION AND PROGRESS – LIQUIDATED DAMAGES FOR FAILURE TO COMPLETE THE WORK.

(REV 5-2-17) (FA 6-20-17) (1-20)

SUBARTICLE 8-10.1 and 8-10.2 are deleted and the following substituted:

8-10 Liquidated Damages for Failure to Complete the Work.

8-10.1 Highway Code Requirements Pertaining to Liquidated Damages:

Section 337.18, paragraph (2) of the Florida Statutes, requires that the Authority adopt regulations for the determination of default and provides that the Contractor pay liquidated damages to the Authority for any failure of the Contractor to complete the Contract work within the Contract Time. These Code requirements govern, and are herewith made a part of the Contract.

Liquidated damages for this Contract will be a summation of the damages referenced above and projected lost toll revenues due to failure to timely open the project to revenue-producing traffic.

8-10.2 Amount of Liquidated Damages: Applicable liquidated damages are the sum of the daily rate of \$ 2500.00 per Calendar Day for failure to complete the Work within the Contract Time plus the amounts established in the following schedule:

Original Contract Amount	Daily Charge Per Calendar Day
\$50,000 and under.....	\$868
Over \$50,000 but less than \$250,000.....	\$882
\$250,000 but less than \$500,000.....	\$1,197
\$500,000 but less than \$2,500,000.....	\$1,694
\$2,500,000 but less than \$5,000,000.....	\$2,592
\$5,000,000 but less than \$10,000,000.....	\$3,786
\$10,000,000 but less than \$15,000,000.....	\$4,769
\$15,000,000 but less than \$20,000,000.....	\$5,855
\$20,000,000 and over.....	\$9,214 plus 0.00005 of any amount over \$20 million (Round to nearest whole dollar)

8-10.3 Determination of Number of Days of Default: For all Contracts, regardless of whether the Contract Time is stipulated in calendar days or working days, the Engineer will count default days in calendar days.

8-10.4 Conditions under which Liquidated Damages are Imposed: If the Contractor or, in case of his default, the surety fails to complete the work within the time stipulated in the Contract, or within such extra time that the Authority may have granted then the Contractor or, in case of his default, the surety shall pay to the Authority, not as a penalty, but as liquidated damages, the amount so due as determined by the Code requirements, as provided in 8-10.2.

8-10.5 Right of Collection: The Authority has the right to apply, as payment on such liquidated damages, any money the Authority owes the Contractor.

8-10.6 Allowing Contractor to Finish Work: The Authority does not waive its right to

liquidated damages due under the Contract by allowing the Contractor to continue and to finish the work, or any part of it, after the expiration of the Contract Time.

8-10.7 Completion of Work by Authority: In the case of a default of the Contract and the completion of the work by the Authority, the Contractor and his surety are liable for the liquidated damages under the Contract, but the Authority will not charge liquidated damages for any delay in the final completion of the Authority's performance of the work due to any unreasonable action or delay on the part of the Authority.

8-11 Release of Contractor's Responsibility.

The Authority considers the Contract complete when the Contractor has completed all work and the Authority has accepted the work. The Authority will then release the Contractor from further obligation except as set forth in his bond, and except as provided in 5-13.

8-12 Recovery of Damages Suffered by Third Parties.

In addition to the damages provided for in 8-10.1 and 8-10.2 and pursuant to Section 337.18 of the Florida Statutes, when the Contractor fails to complete the work within the Contract Time, the Authority may recover from the Contractor amounts that the Authority pays for damages suffered by third parties unless the failure to timely complete the work was caused by the Authority's act or omission.

**MOBILIZATION (LUMP SUM).
(REV 12-13-18) (FA 1-23-19) (1-20)**

SECTION 101 is deleted and the following substituted:

**SECTION 101
MOBILIZATION**

101-1 Description.

Perform preparatory work and operations in mobilizing for beginning work on the project, including, but not limited to, those operations necessary for the movement of personnel, equipment, supplies, and incidentals to the project site and for the establishment of temporary offices, buildings, safety equipment and first aid supplies, and sanitary and other facilities.

Include the costs of bonds and any required insurance and any other preconstruction expense necessary for the start of the work, excluding the cost of construction materials.

101-2 Basis of Payment.

101-2.1 General: The work and incidental costs specified as being covered under this Section will be paid for at the lump sum prices for the items of mobilization included in the Schedule of Values.

101-2.2 Partial Payments: When the Notice to Proceed has been issued, partial payments will be made in accordance with the following:

For Contracts of 120 Contract days duration or less, partial payment will be made at 50% of the Mobilization amount shown in the Schedule of Values per month for the first two months until 100% of the Mobilization amount shown in the Schedule of Values is paid. For Contracts in excess of 120 Contract days duration, partial payment will be made at 25% of the Mobilization amount shown in the Schedule of Values per month for the first four months until 100% of the Mobilization amount shown in the Schedule of Values is paid. In no event shall

more than 50% of the Mobilization amount shown in the Schedule of Values be paid prior to commencing construction on the project site.

Total partial payments for Mobilization on any project, including when more than one project or job is included in the Contract, will be limited to 10% of the original Contract amount for that project. Any remaining amount will be paid upon completion of all work on the Contract.

Retainage, as specified in 9-5, will be applied to all partial payments.

Partial payments made on this item will in no way act to preclude or limit any of the provisions for partial payments otherwise provided for by the Contract.

MAINTENANCE OF TRAFFIC – SITE SPECIFIC. (REV 1-26-23) (FY 2024-25)

SUBARTICLE 102-3.2 is deleted and the following substituted:

102-3.2 Worksite Traffic Supervisor (WTS): Provide a WTS who is responsible for initiating, installing, and maintaining all temporary traffic control devices as described in this Section and the Contract Documents. Provide all equipment and materials needed to set up, take down, maintain traffic control, and handle traffic-related situations. Use approved alternate WTS when necessary.

The WTS must meet the personnel qualifications specified in Section 105.

The WTS is to perform the following duties:

1. On site direction of all temporary traffic control on the project.
2. Is on site during all set up and take down, and performs a drive through inspection immediately after set up.
3. Is on site during all nighttime operations ensuring proper temporary traffic control.
4. Immediately corrects all safety deficiencies and corrects minor deficiencies that are not immediate safety hazards within 24 hours.
5. Is available on a 24 hour per day basis and present at the site within 45 minutes after notification of an emergency situation and is prepared to respond to maintain temporary traffic control or to provide alternate traffic arrangements.
6. Conducts daily daytime and weekly nighttime inspections of projects with predominately daytime work activities, and daily nighttime and weekly daytime inspections of projects with predominantly nighttime work activities of all traffic control devices, traffic flow, pedestrian, bicyclist, and business accommodations.

Advise the project personnel of the schedule of these inspections and give them the opportunity to join in the inspection as deemed necessary.

The Department may disqualify and remove from the project a WTS who fails to comply with the provisions of this Section. The Department may temporarily suspend all activities, except traffic, erosion control and such other activities that are necessary for project maintenance and safety, for failure to comply with these provisions.

SUBARTICLE 102-3.3 is deleted and the following substituted:

102-3.3 Lane Closures: Approval for all lane closures, mobile operations, and traffic pacing operations is required. Submit routine requests to the Engineer 7 calendar days in advance of planned lane closures, mobile operations, and traffic pacing operations. For unforeseen events that require cancelling or rescheduling lane closures, mobile operations, and traffic pacing operations, revise the lane closure request as soon as possible.

SUBARTICLE 102-5.5 is deleted and the following substituted:

102-5.5 Crossings and Intersections: Provide and maintain adequate accommodations for intersecting and crossing traffic. Do not block or unduly restrict any median opening, road or street crossing the project unless approved by the Engineer. Maintain all existing actuated or traffic responsive mode signal operations for main and side street movements for the duration of the work. Restore any loss of detection within 12 hours. Use only detection technology listed on the Department's Approved Products List (APL) and approved by the Engineer to restore detection capabilities. Before beginning any construction, submit to the Engineer the names and phone numbers of persons that can be contacted when signal operation malfunctions.

SUBARTICLE 102-9.1 is deleted and the following substituted:

102-9 Temporary Traffic Control Devices.

102-9.1 General: Use only devices that are listed on the APL and use in conformance with the APL drawings. Immediately remove or cover, using any method of covering approved by the Engineer, any existing or temporary devices (e.g. signs) that do not apply to current conditions.

The use of NCHRP Report 350 Recommended Procedures for the Safety Performance Evaluation of Highway Features devices purchased prior to January 1, 2020 is permitted on projects let prior to January 1, 2030. All devices manufactured or purchased on or after January 1, 2020 must be MASH compliant in accordance with Section 990.

The APL number is to be permanently marked on the device at a readily visible location. Sheeting used on devices and pavement markings are exempt from this requirement.

Notify the Engineer in writing of any scheduled operation that will affect traffic patterns or safety sufficiently in advance of commencing such operation to allow adequate time to review the plan for the proposed installation of temporary traffic control devices.

Assign an employee the responsibility of maintaining the position and condition of all temporary traffic control devices throughout the duration of the Contract. Keep the Engineer advised of the identification and means of contacting this employee on a 24 hour basis.

Maintain temporary traffic control devices in the correct position, properly oriented, clearly visible, and clean. All applicable temporary traffic control devices must meet the classification category of Acceptable as defined in the American Traffic Safety Services Association (ATSSA) Quality Guidelines for Temporary Traffic Control Devices and Features. Temporary concrete barriers must meet the classification category of Acceptable defined in the Department's Temporary Concrete Barrier Evaluation Guide, which may be viewed at the following URL:

<https://fdotwww.blob.core.windows.net/sitefinity/docs/default-source/programmanagement/implemented/urlinspecs/files/docs/default-source/content->

[docs/programmanagement/implemented/urlinspecs/files/temporaryconcretebarrierguide.pdf.pdf?sfvrsn=343b4c97_10.](https://fdotwww.blob.core.windows.net/sitefinity/docs/default-source/programmanagement/implemented/urlinspecs/files/temporaryconcretebarrierguide.pdf.pdf?sfvrsn=343b4c97_10)

Pedestrian Longitudinal Channelizing Devices (LCDs) must meet the classification category of Acceptable as defined in the Pedestrian LCD Evaluation Guide, which may be viewed at the following URL:

[https://fdotwww.blob.core.windows.net/sitefinity/docs/default-source/programmanagement/implemented/urlinspecs/files/lcdevaluationguide.pdf?sfvrsn=166e0f16_2.](https://fdotwww.blob.core.windows.net/sitefinity/docs/default-source/programmanagement/implemented/urlinspecs/files/lcdevaluationguide.pdf?sfvrsn=166e0f16_2)

Immediately repair, replace or clean damaged, defaced or dirty devices. Traffic control devices must not be cleaned while installed/used. Use of warning lights on any temporary traffic control device is prohibited, with the exception of the trailer mounted portable regulatory signs.

SUBARTICLE 102-9.1.1 is deleted.

SUBARTICLE 102-11.1 is deleted and the following substituted:

102-11.1 General: Devices installed/used on the project on any calendar day or portion thereof, within the Contract Time, including time extensions which may be granted, will be paid for each day or each location.

ARTICLE 102-12 is deleted.

SUBARTICLE 102-13.26 is deleted and the following substituted:

102-13.26 Maintenance of Traffic: Price and payment will be full compensation for all work and costs specified under Section 102.

When the proposal does not include separate item(s) for Maintenance of Traffic, all work and incidental costs specified as being covered under this Section will be included for payment under the scheduled items of the overall Contract and no separate payment will be made.

ARTICLE 102-13 is expanded by the following new Subarticle:

102-13.27 Payment Items: Payment will be made under the items shown in the Bid Price Proposal.

CLEARING AND GRUBBING.

(REV 8-30-17) (FY 2024-25)

ARTICLE 110-2 is expanded by the following:

110-2.5 Clearing and Grubbing Locations: Clear and grub within the areas shown in the Work Document or the Plans.

Remove portions of fence when necessary to gain access within fenced areas. Restore fence immediately following completion of the work described in the work document. Cost of restoring the fence will be included in the cost of clearing and grubbing.

ARTICLE 110-9 is expanded by the following:

110-9.6 Stockpiling Debris: Stockpile outside of the clear zone, or remove and dispose from the right-of-way, all material that was the result of the clearing and grubbing operation at the end of each day. Provide disposal areas approved by the Engineer, in accordance with the applicable requirements of the Federal, State, and Local Rules and Regulations.

SUBARTICLE 110-11.1 is deleted and the following substituted:

110-11.1 Clearing and Grubbing: When direct payment is provided in the Contract, the quantity to be paid for will be the lump sum quantity.

When areas of clearing and grubbing are designated to be paid for separately by the acre, the quantity to be paid for will be determined by measurement of the areas authorized by the Engineer to be cleared and grubbed and acceptably completed. Measurements of the above areas will be rounded to the nearest one thousandths (0.001) acre.

For areas of flexible pavement, the quantity to be paid for will be the number of square yards of flexible pavement removed. Measurements will be rounded up to the nearest yard.

**CONCRETE DITCH AND SLOPE PAVEMENT - REPAIR.
(REV 1-28-15) (FY 2024-25)**

ARTICLE 524-1 is deleted and the following substituted:

524-1 Description.

Repair concrete pavement in the flow channel of drainage ditches and on slopes as identified in the Contract Documents and as directed by the Engineer.

ARTICLE 524-9 is expanded by the following new Subarticle:

524-9.3 Concrete Ditch and Slope Pavement Repair: The quantities to be paid for concrete ditch pavement and concrete slope pavement repair will be the quantity, in cubic yards, completed and accepted.

OBJECT MARKERS AND DELINEATORS.

8-13.1 (REV 9-28-15) (FY 2024-25)

ARTICLE 705-5 is deleted and the following substituted:

705-5 Basis of Payment.

Prices and payments will be full compensation for work specified in this Section, including the cost of labor, materials, disposal, and incidental items required to complete the

work. Disposal of debris will be in accordance with any applicable Federal, State, and Local Rules and Regulations and any cost incurred for disposal will be the Contractors' responsibility. Payment will be made under the items specified in the Bid Price Proposal.

**THIS COMPLETES
THIS
SPECIFICATIONS
PACKAGE**